

FY 2021-2022 Performance Evaluation System Report

LOUISIANA STATE CIVIL SERVICE

Byron P. Decoteau, Jr.
Director
Louisiana State Civil Service



STATECIVILSERVICE

Table of Contents

Statewide Summary	1
Department of Agriculture and Forestry.....	2
Department of Children and Family Services	4
Department of Corrections	6
Department of Economic Development	18
Department of Education	21
Department of Environmental Quality.....	23
Department of Insurance	25
Department of Natural Resources	27
Department of Public Safety	32
Department of Revenue.....	41
State Civil Service Agencies	43
Department of Treasury	47
Department of Wildlife and Fisheries	49
Department of Culture, Recreation and Tourism	54
Department of Transportation and Development/Sabine River Auth/LAPELS.....	61
Division of Administration	66
Education – Other	73
Executive Department/Boards.....	77
Higher Education.....	101
Housing Authorities	136
Louisiana Department of Health	159
Louisiana Health Care Services Division.....	186
Louisiana Workforce Commission.....	189
Office of Juvenile Justice.....	193
Office of the Lieutenant Governor	195
Ports, Levees Boards, Fresh Water Districts.....	197
Public Service Commission	215
Retirement Systems.....	217
Secretary of State.....	221
Veterans Affairs.....	223
List of individual agencies who reported.....	230
List of individual agencies with employee count who did not report.....	235

FY21-22 Performance Evaluation System Report

In accordance with Civil Service Rule 10.10(b), state agencies are required to submit an annual Performance Evaluation System (PES) report to the Director of State Civil Service. The evaluations reported in this document are for the fiscal year (FY) which ended June 30, 2022.

The documents which are included in this report are as follows:

STATEWIDE SUMMARY REPORTS

The statewide summary report provides statistical information for all major departments, which reported PES information to State Civil Service for FY 2021-2022. It details the:

- number of employees that were rated;
- number of employees that were rated “Exceptional”;
- number of employees that were rated “Successful”;
- number of employees that were rated “Needs Improvement/Unsuccessful”;
- number of employees that were “Not Evaluated”; and
- number of employees that were “Unrated”.

The summary report also includes a graphical depiction of PES ratings for FY 2021-2022.

MAJOR AGENCY REPORTS

These reports provide the statistical data by major department and by individual agency. For example, the summary for the Department of Corrections includes all prisons, which fall under Corrections, including the Office of Adult Probation and Parole as well as Prison Enterprises. In addition, the report includes the PES data from each agency. Each major department summary includes the same categories of information as the Statewide Summary Report.

Statewide Unrated Evaluations for Fiscal Year 2021-2022

For FY 2021-2022, there was a 0.76% decrease in the statewide percentage of unrated employees, which was reported as 1.36% for FY 2020-2021. The overall “Unrated” percentage was 0.60% of 32,844 classified employees for whom ratings were reported in FY 2021-2022, and total number of ratings conducted represents 1,520 less employees for which evaluations were conducted than in FY 2020-2021.

Unrated Category

The “Unrated” category reflects the number of employees for which an official evaluation as defined in Chapter 10 of the State Civil Service rules was conducted in violation of the rule. For example, any rating conducted outside of the specified time parameters established in Chapter 10 would constitute a rule violation, thereby resulting in an evaluation of “Unrated” for the employee.

Not Evaluated Category

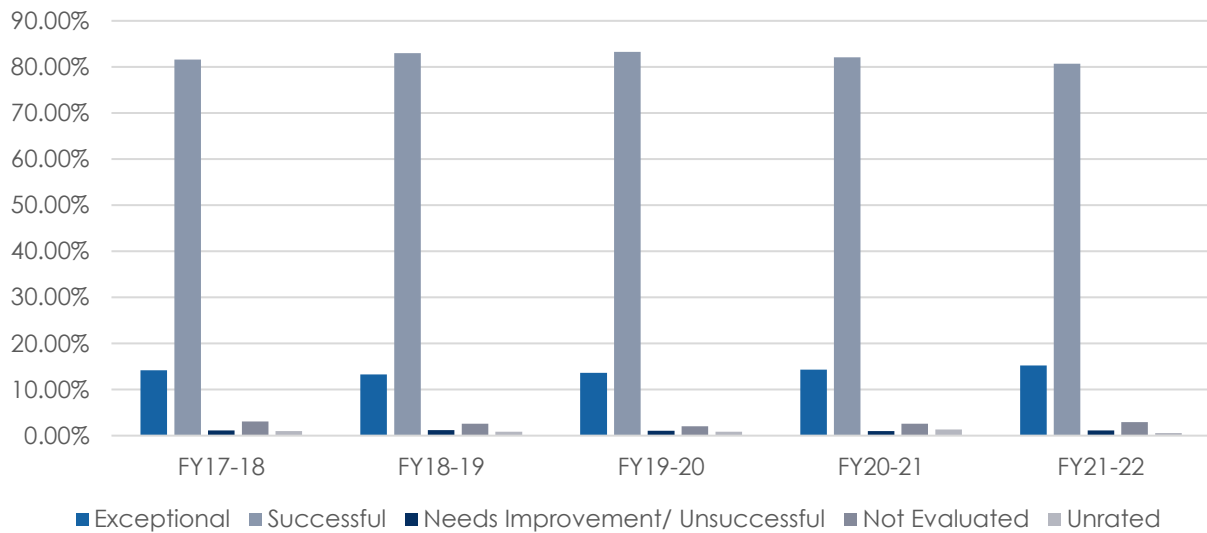
The “Not Evaluated” category allows for the evaluation of employees who transferred between agencies or were hired near the end of the evaluation year. This category provides a mechanism for supervisors to assign an evaluation without penalty when an employee has worked at the new agency fewer than three months within the performance evaluation year, and the appointing authority has determined that an insufficient amount of time has elapsed to conduct an adequate evaluation of the new employee. The “Not Evaluated” category is distinguished from the “Unrated” evaluations which are used when violations of Chapter 10 of the State Civil Service Rules occur.

AGENCIES NOT REPORTING

Included in this report is a list of agencies that did not report employee evaluations for FY 2021-2022.

Performance Evaluations – 5-Year Trend

The chart below depicts the Statewide Summary over the last five fiscal years.



Trend of Statewide Performance Evaluations					
	FY17-18	FY18-19	FY19-20	FY20-21	FY21-22
Exceptional	14.18%	13.25%	13.65%	14.32%	15.22%
Successful	81.61%	83.00%	83.26%	82.12%	80.71%
Needs Improvement/ Unsuccessful	1.11%	1.17%	1.09%	0.99%	1.13%
Not Evaluated	3.10%	2.58%	2.00%	2.57%	2.94%
Unrated	0.97%	0.87%	0.83%	1.36%	0.60%



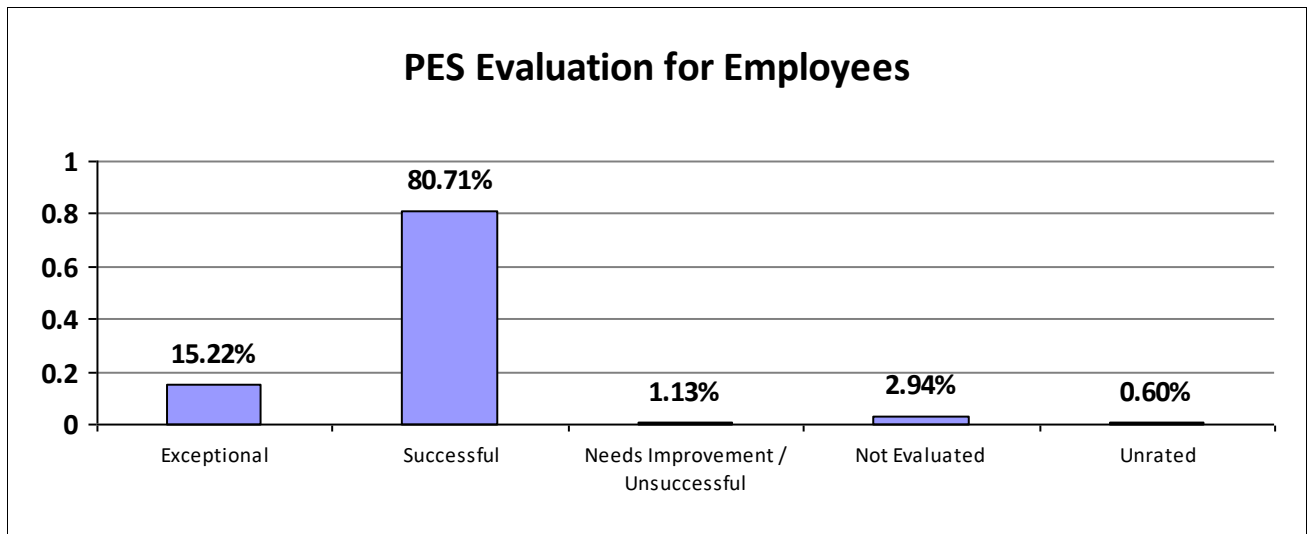
State of Louisiana

STATE CIVIL SERVICE

PES Annual Report - Fiscal Year 2021-2022

STATEWIDE

Performance Year 07/01/2021 - 06/30/2022	Total # of Employees	Total %
Number of employees that were rated	32,884	100%
Number of employees that were rated Exceptional	5,005	15.22%
Number of employees that were rated Successful	26,540	80.71%
Number of employees that were rated Needs Improvement/Unsuccessful	373	1.13%
Number of employees that were Not Evaluated	966	2.94%
Number of employees that were Unrated	197	0.60%



Information contained within this report reflects unaudited data provided directly to the Louisiana Department of State Civil Service by each state agency. Inconsistencies found throughout the report may be attributed to personnel changes not properly reflected in the agency's human resources information system during the performance evaluation period.



State of Louisiana

STATE CIVIL SERVICE

PES Annual Report - Fiscal Year 2021-2022

Major Department: DEPARTMENT OF AGRICULTURE AND FORESTRY

Performance Year 07/01/2021 - 06/30/2022	Total # of Employees	Total %
Number of employees that were rated	522	100%
Number of employees that were unrated	0	0.00%
Number of employees that were rated Exceptional	63	12%
Number of employees that were rated Successful	451	86.40%
Number of employees that were rated Needs Improvement / Unsuccessful	1	0%
Number of employees that were rated Not Evaluated	7	1.34%
Number of employees that were rated Unrated	0	0%

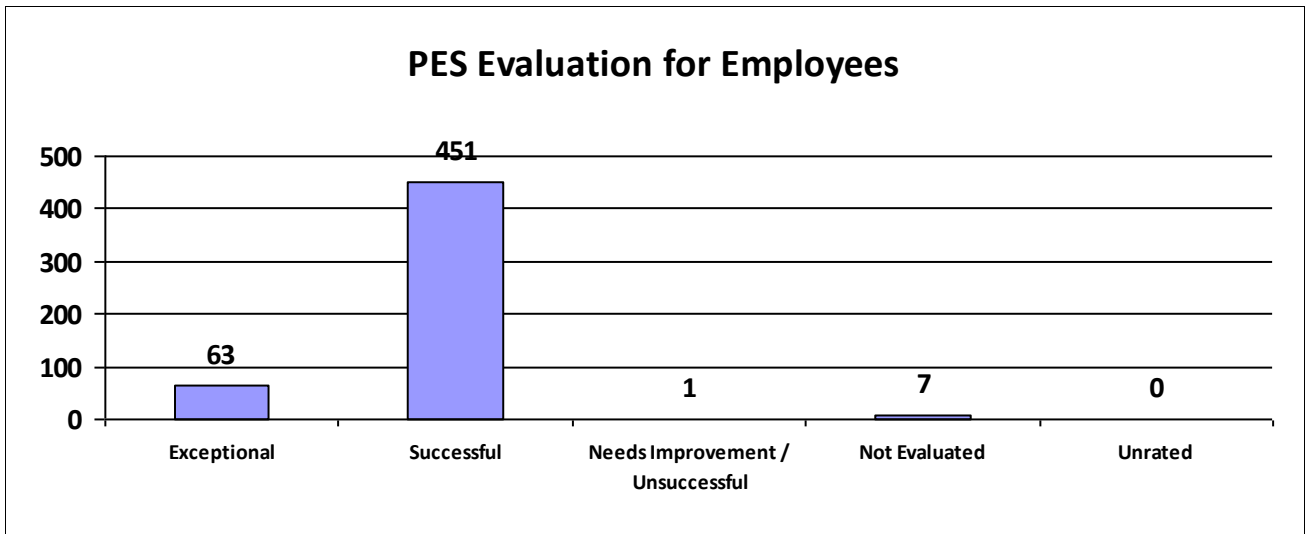
Information contained within this report reflects unaudited data provided directly to the Louisiana Department of State Civil Service by each state agency. Inconsistencies found throughout the report may be attributed to personnel changes not properly reflected in the agency's human resources information system during the performance evaluation period.



State of Louisiana
STATE CIVIL SERVICE
PES Annual Report - Fiscal Year 2021-2022

Agency: DAF-Agriculture & Forestry

Performance Year 07/01/2021 - 06/30/2022	Total # of Employees	Total %
Number of employees that were rated	522	100%
Number of employees that were unrated	0	0%



Information contained within this report reflects unaudited data provided directly to the Louisiana Department of State Civil Service by each state agency. Inconsistencies found throughout the report may be attributed to personnel changes not properly reflected in the agency's human resources information system during the performance evaluation period.



State of Louisiana

STATE CIVIL SERVICE

PES Annual Report - Fiscal Year 2021-2022

Major Department: DEPARTMENT OF CHILDREN & FAMILY SERVICES

Performance Year 07/01/2021 - 06/30/2022	Total # of Employees	Total %
Number of employees that were rated	3,159	100%
Number of employees that were unrated	23	0.73%
Number of employees that were rated Exceptional	124	4%
Number of employees that were rated Successful	2,921	92.47%
Number of employees that were rated Needs Improvement / Unsuccessful	48	2%
Number of employees that were rated Not Evaluated	66	2.09%
Number of employees that were rated Unrated	23	1%

Information contained within this report reflects unaudited data provided directly to the Louisiana Department of State Civil Service by each state agency. Inconsistencies found throughout the report may be attributed to personnel changes not properly reflected in the agency's human resources information system during the performance evaluation period.



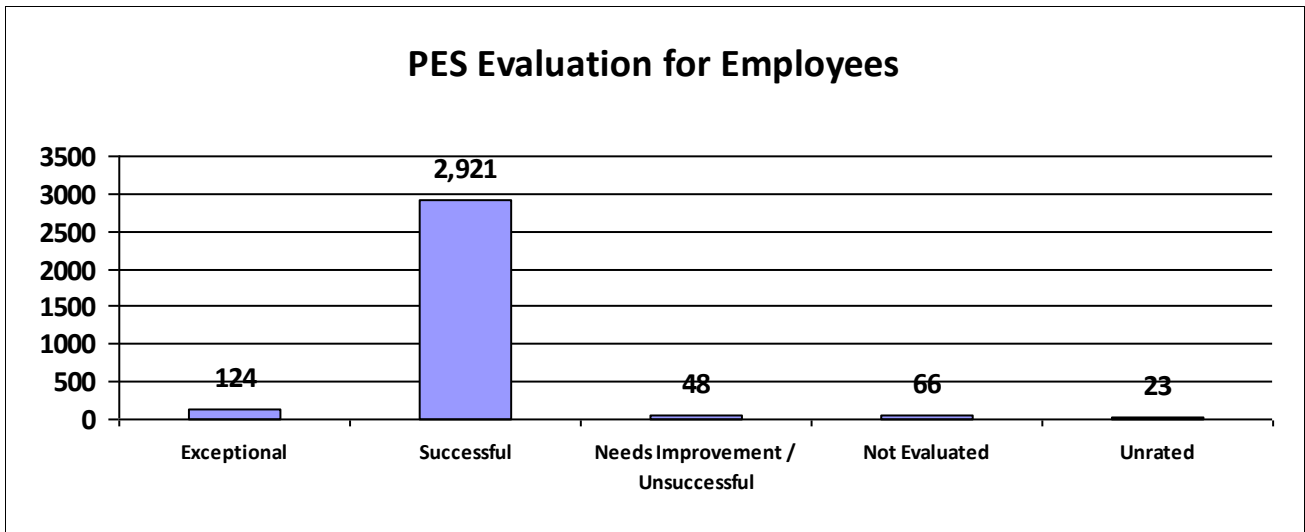
State of Louisiana

STATE CIVIL SERVICE

PES Annual Report - Fiscal Year 2021-2022

Agency: DCFS-Off of Children & Family Services

Performance Year 07/01/2021 - 06/30/2022	Total # of Employees	Total %
Number of employees that were rated	3,159	100%
Number of employees that were unrated	23	1%



Information contained within this report reflects unaudited data provided directly to the Louisiana Department of State Civil Service by each state agency. Inconsistencies found throughout the report may be attributed to personnel changes not properly reflected in the agency's human resources information system during the performance evaluation period.



State of Louisiana

STATE CIVIL SERVICE

PES Annual Report - Fiscal Year 2021-2022

Major Department: DEPARTMENT OF CORRECTIONS

Performance Year 07/01/2021 - 06/30/2022	Total # of Employees	Total %
Number of employees that were rated	3,935	100%
Number of employees that were unrated	0	0.00%
Number of employees that were rated Exceptional	809	21%
Number of employees that were rated Successful	2,966	75.37%
Number of employees that were rated Needs Improvement / Unsuccessful	26	1%
Number of employees that were rated Not Evaluated	134	3.41%
Number of employees that were rated Unrated	0	0%

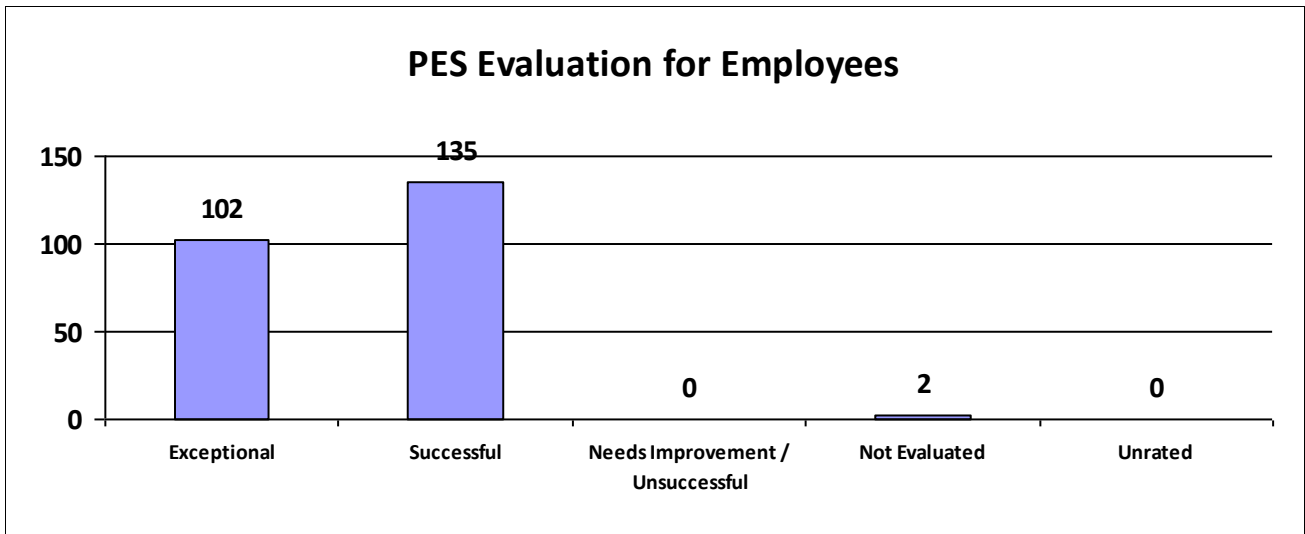
Information contained within this report reflects unaudited data provided directly to the Louisiana Department of State Civil Service by each state agency. Inconsistencies found throughout the report may be attributed to personnel changes not properly reflected in the agency's human resources information system during the performance evaluation period.



State of Louisiana
STATE CIVIL SERVICE
PES Annual Report - Fiscal Year 2021-2022

Agency: DOC-Administration

Performance Year 07/01/2021 - 06/30/2022	Total # of Employees	Total %
Number of employees that were rated	239	100%
Number of employees that were unrated	0	0%



Information contained within this report reflects unaudited data provided directly to the Louisiana Department of State Civil Service by each state agency. Inconsistencies found throughout the report may be attributed to personnel changes not properly reflected in the agency's human resources information system during the performance evaluation period.



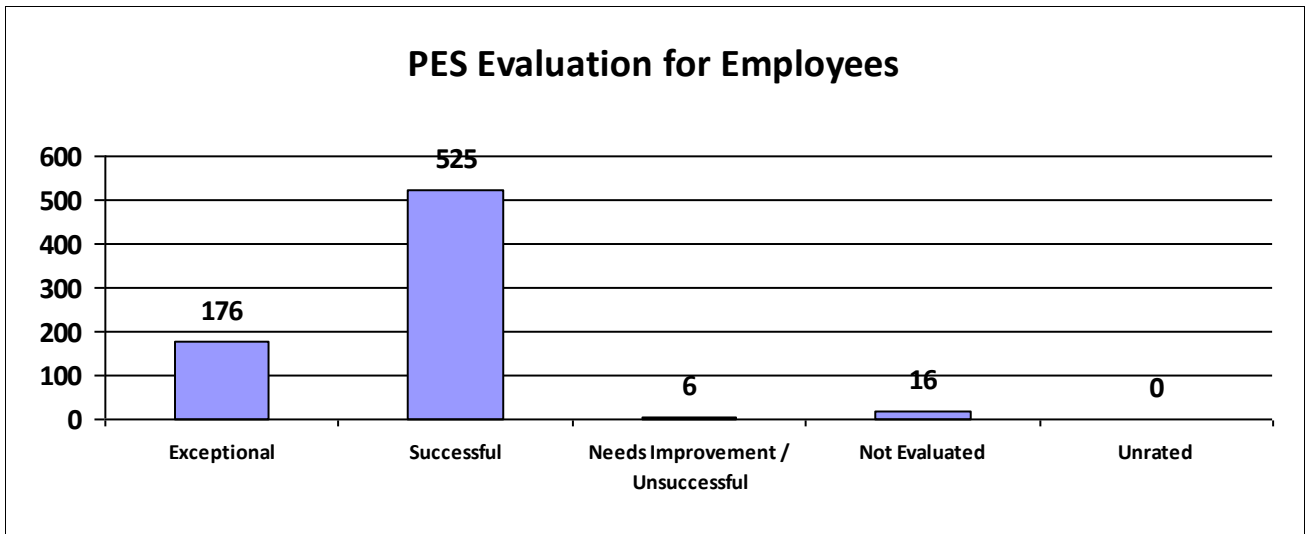
State of Louisiana

STATE CIVIL SERVICE

PES Annual Report - Fiscal Year 2021-2022

Agency: DOC-Adult Probation and Parole

Performance Year 07/01/2021 - 06/30/2022	Total # of Employees	Total %
Number of employees that were rated	723	100%
Number of employees that were unrated	0	0%



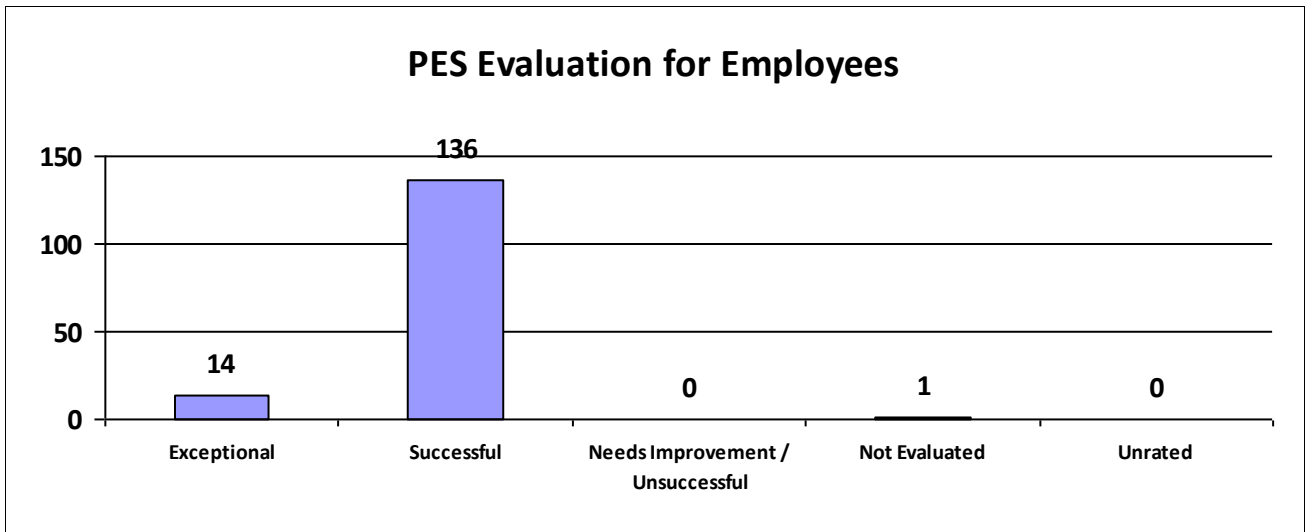
Information contained within this report reflects unaudited data provided directly to the Louisiana Department of State Civil Service by each state agency. Inconsistencies found throughout the report may be attributed to personnel changes not properly reflected in the agency's human resources information system during the performance evaluation period.



State of Louisiana
STATE CIVIL SERVICE
PES Annual Report - Fiscal Year 2021-2022

Agency: DOC-Allen Correctional Centr

Performance Year 07/01/2021 - 06/30/2022	Total # of Employees	Total %
Number of employees that were rated	151	100%
Number of employees that were unrated	0	0%



Information contained within this report reflects unaudited data provided directly to the Louisiana Department of State Civil Service by each state agency. Inconsistencies found throughout the report may be attributed to personnel changes not properly reflected in the agency's human resources information system during the performance evaluation period.



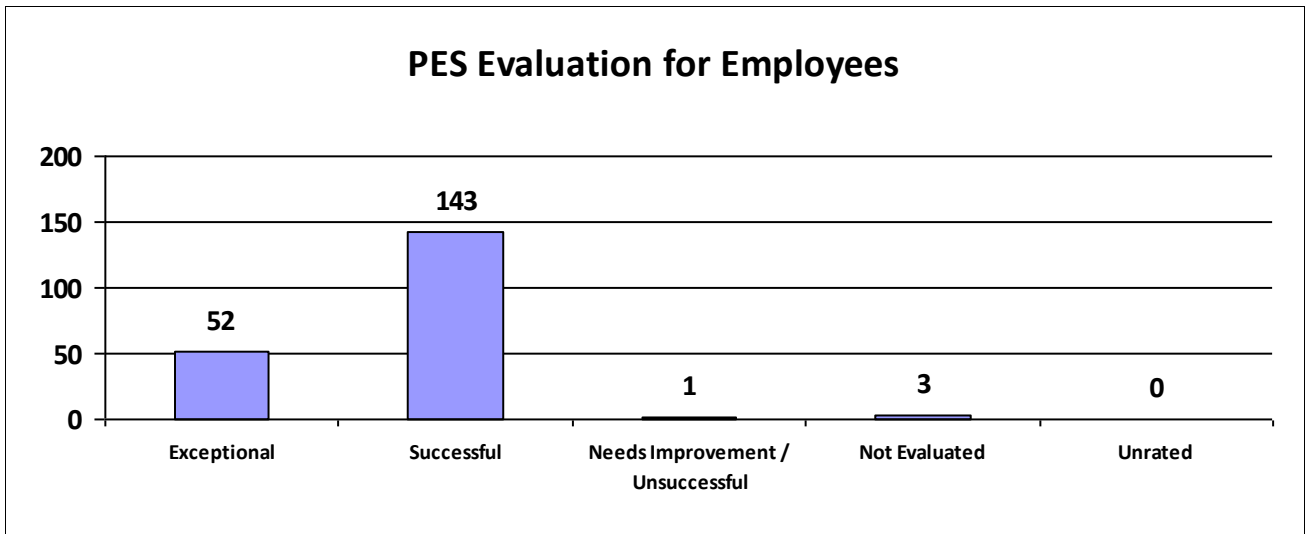
State of Louisiana

STATE CIVIL SERVICE

PES Annual Report - Fiscal Year 2021-2022

Agency: DOC-David Wade Correction Ctr

Performance Year 07/01/2021 - 06/30/2022	Total # of Employees	Total %
Number of employees that were rated	199	100%
Number of employees that were unrated	0	0%



Information contained within this report reflects unaudited data provided directly to the Louisiana Department of State Civil Service by each state agency. Inconsistencies found throughout the report may be attributed to personnel changes not properly reflected in the agency's human resources information system during the performance evaluation period.



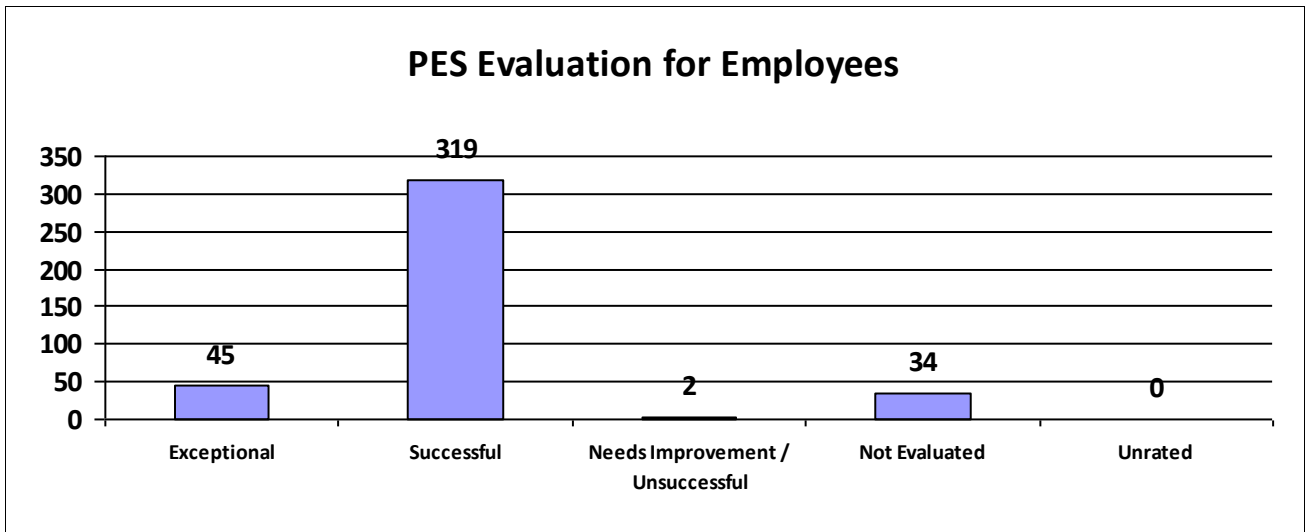
State of Louisiana

STATE CIVIL SERVICE

PES Annual Report - Fiscal Year 2021-2022

Agency: DOC-Dixon Correctional Inst

Performance Year 07/01/2021 - 06/30/2022	Total # of Employees	Total %
Number of employees that were rated	400	100%
Number of employees that were unrated	0	0%



Information contained within this report reflects unaudited data provided directly to the Louisiana Department of State Civil Service by each state agency. Inconsistencies found throughout the report may be attributed to personnel changes not properly reflected in the agency's human resources information system during the performance evaluation period.



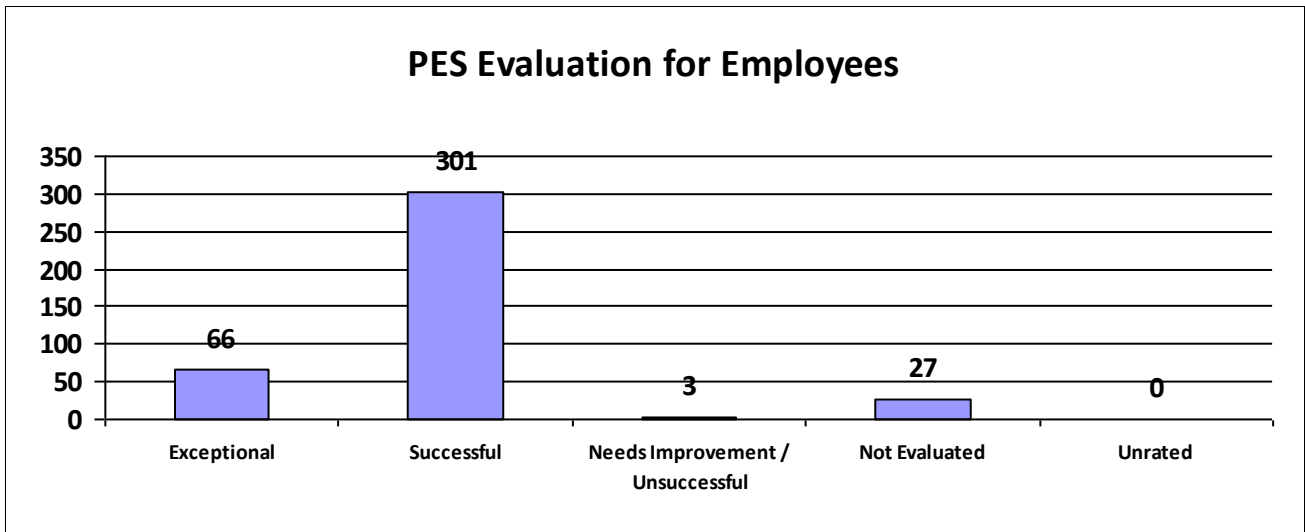
State of Louisiana

STATE CIVIL SERVICE

PES Annual Report - Fiscal Year 2021-2022

Agency: DOC-Elayn Hunt Correction Ctr

Performance Year 07/01/2021 - 06/30/2022	Total # of Employees	Total %
Number of employees that were rated	397	100%
Number of employees that were unrated	0	0%



Information contained within this report reflects unaudited data provided directly to the Louisiana Department of State Civil Service by each state agency. Inconsistencies found throughout the report may be attributed to personnel changes not properly reflected in the agency's human resources information system during the performance evaluation period.



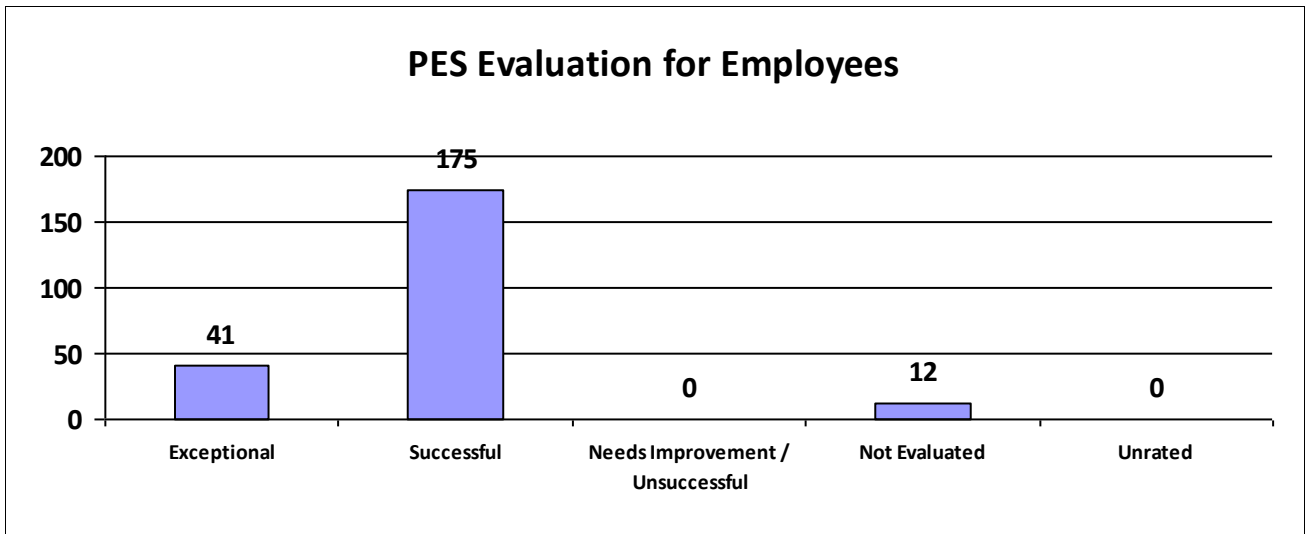
State of Louisiana

STATE CIVIL SERVICE

PES Annual Report - Fiscal Year 2021-2022

Agency: DOC-La Correctional Inst Women

Performance Year 07/01/2021 - 06/30/2022	Total # of Employees	Total %
Number of employees that were rated	228	100%
Number of employees that were unrated	0	0%



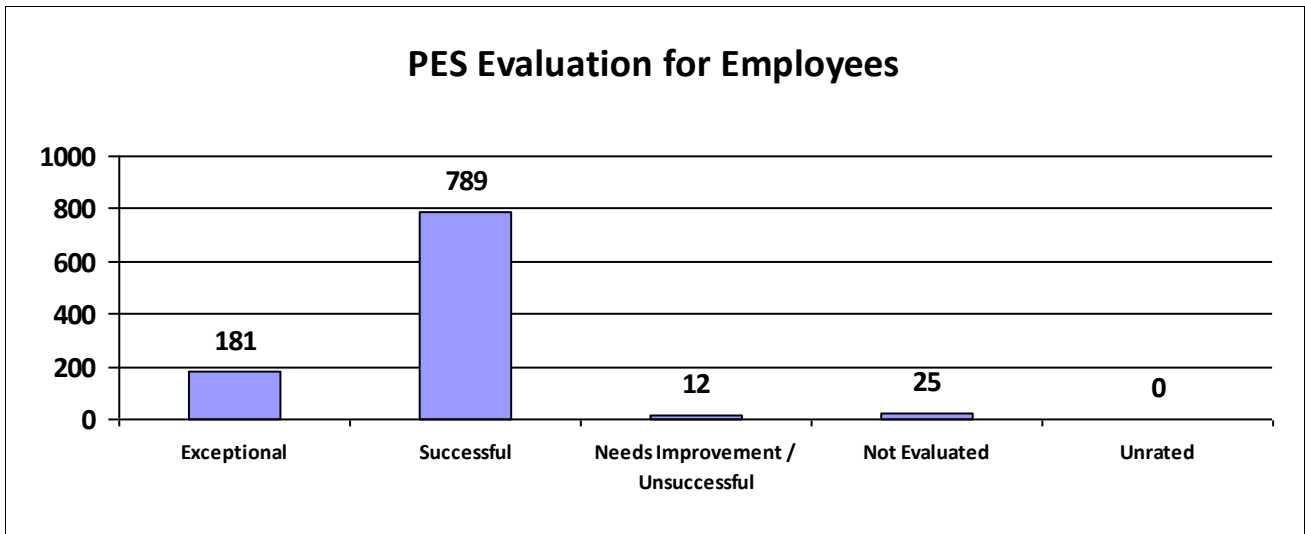
Information contained within this report reflects unaudited data provided directly to the Louisiana Department of State Civil Service by each state agency. Inconsistencies found throughout the report may be attributed to personnel changes not properly reflected in the agency's human resources information system during the performance evaluation period.



State of Louisiana
STATE CIVIL SERVICE
PES Annual Report - Fiscal Year 2021-2022

Agency: DOC-La State Penitentiary

Performance Year 07/01/2021 - 06/30/2022	Total # of Employees	Total %
Number of employees that were rated	1,007	100%
Number of employees that were unrated	0	0%



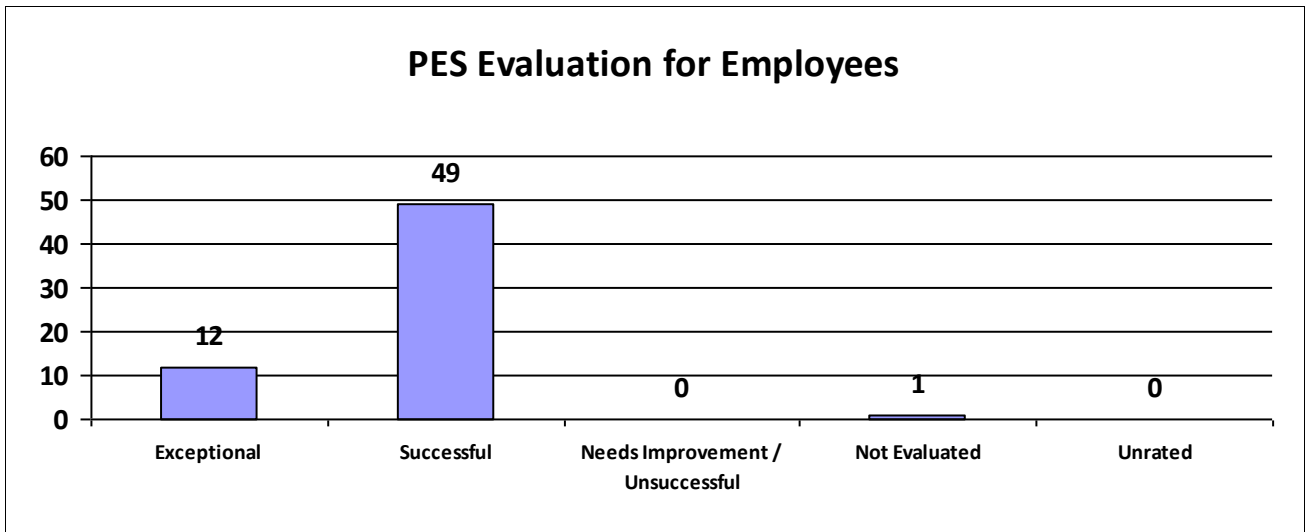
Information contained within this report reflects unaudited data provided directly to the Louisiana Department of State Civil Service by each state agency. Inconsistencies found throughout the report may be attributed to personnel changes not properly reflected in the agency's human resources information system during the performance evaluation period.



State of Louisiana
STATE CIVIL SERVICE
PES Annual Report - Fiscal Year 2021-2022

Agency: DOC-Prison Enterprises

Performance Year 07/01/2021 - 06/30/2022	Total # of Employees	Total %
Number of employees that were rated	62	100%
Number of employees that were unrated	0	0%



Information contained within this report reflects unaudited data provided directly to the Louisiana Department of State Civil Service by each state agency. Inconsistencies found throughout the report may be attributed to personnel changes not properly reflected in the agency's human resources information system during the performance evaluation period.



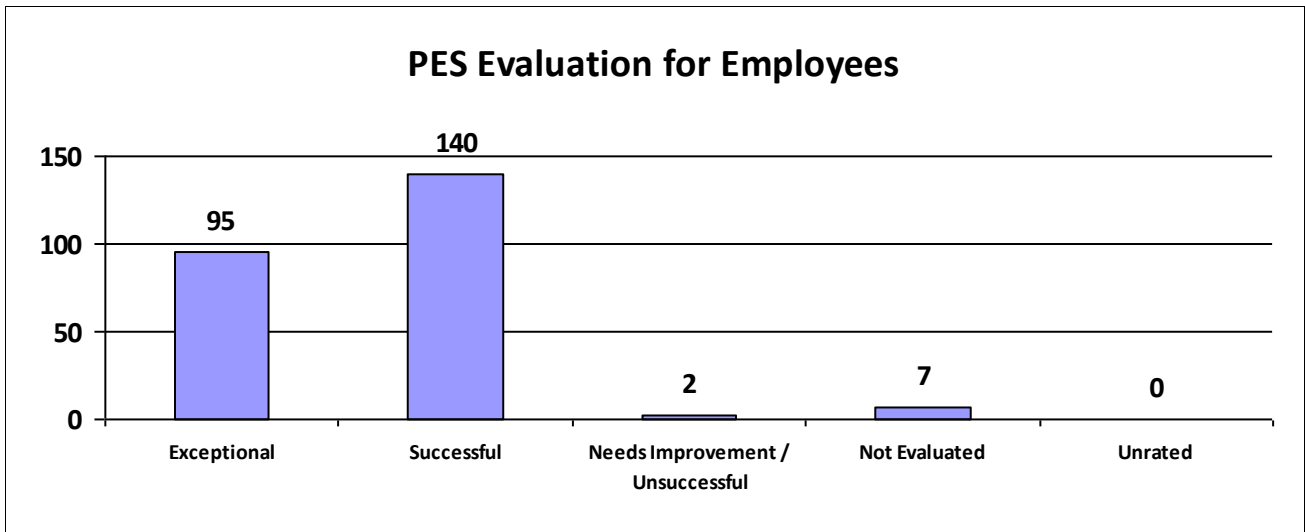
State of Louisiana

STATE CIVIL SERVICE

PES Annual Report - Fiscal Year 2021-2022

Agency: DOC-Rayburn Correctional Ctr

Performance Year 07/01/2021 - 06/30/2022	Total # of Employees	Total %
Number of employees that were rated	244	100%
Number of employees that were unrated	0	0%



Information contained within this report reflects unaudited data provided directly to the Louisiana Department of State Civil Service by each state agency. Inconsistencies found throughout the report may be attributed to personnel changes not properly reflected in the agency's human resources information system during the performance evaluation period.



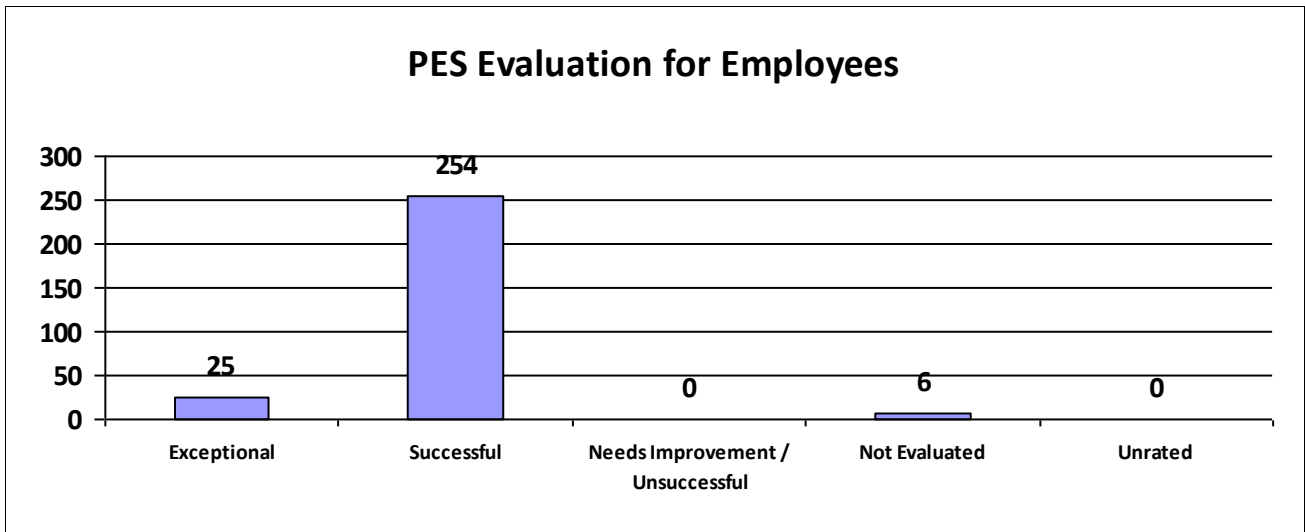
State of Louisiana

STATE CIVIL SERVICE

PES Annual Report - Fiscal Year 2021-2022

Agency: DOC-Raymond Laborde Corr Ctr

Performance Year 07/01/2021 - 06/30/2022	Total # of Employees	Total %
Number of employees that were rated	285	100%
Number of employees that were unrated	0	0%



Information contained within this report reflects unaudited data provided directly to the Louisiana Department of State Civil Service by each state agency. Inconsistencies found throughout the report may be attributed to personnel changes not properly reflected in the agency's human resources information system during the performance evaluation period.



State of Louisiana

STATE CIVIL SERVICE

PES Annual Report - Fiscal Year 2021-2022

Major Department: DEPARTMENT OF ECONOMIC DEVELOPMENT

Performance Year 07/01/2021 - 06/30/2022	Total # of Employees	Total %
Number of employees that were rated	55	100%
Number of employees that were unrated	0	0.00%
Number of employees that were rated Exceptional	26	47%
Number of employees that were rated Successful	27	49.09%
Number of employees that were rated Needs Improvement / Unsuccessful	1	2%
Number of employees that were rated Not Evaluated	1	1.82%
Number of employees that were rated Unrated	0	0%

Information contained within this report reflects unaudited data provided directly to the Louisiana Department of State Civil Service by each state agency. Inconsistencies found throughout the report may be attributed to personnel changes not properly reflected in the agency's human resources information system during the performance evaluation period.



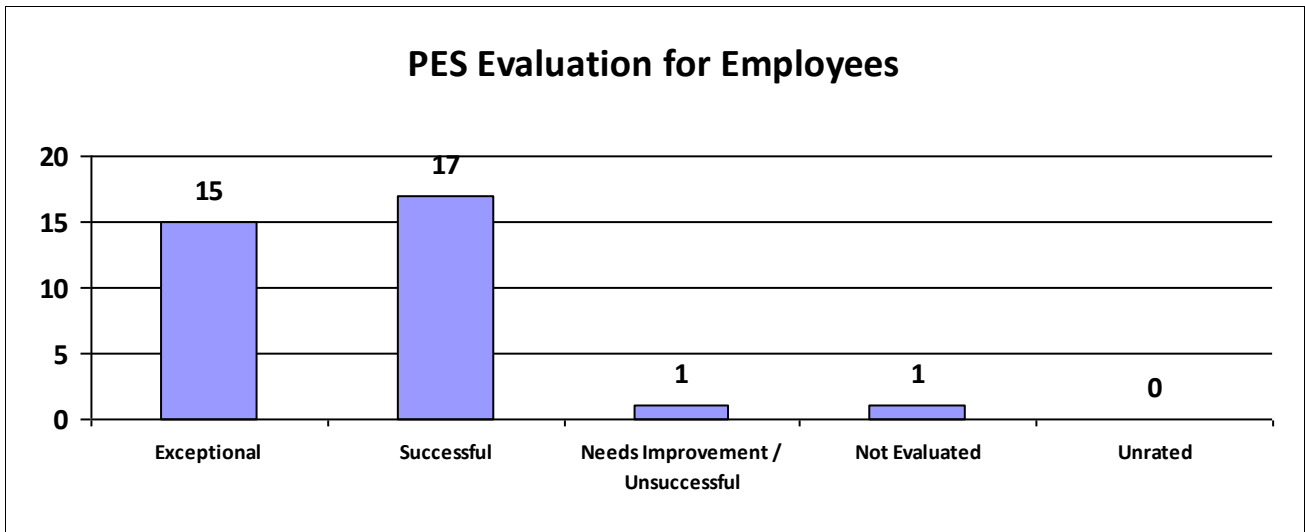
State of Louisiana

STATE CIVIL SERVICE

PES Annual Report - Fiscal Year 2021-2022

Agency: DED-Off of Business Development

Performance Year 07/01/2021 - 06/30/2022	Total # of Employees	Total %
Number of employees that were rated	34	100%
Number of employees that were unrated	0	0%



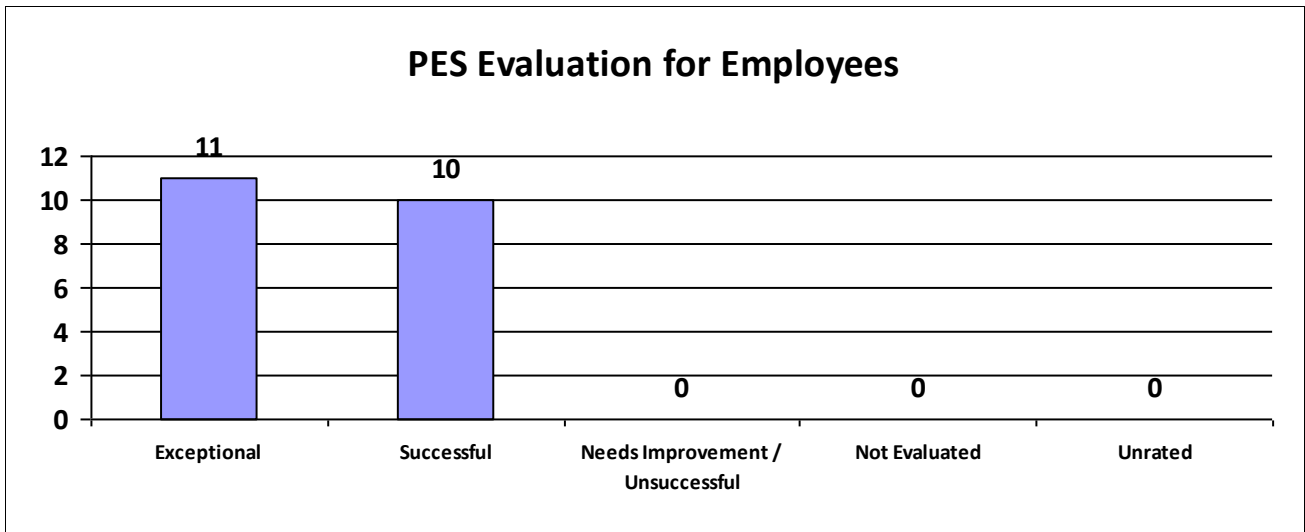
Information contained within this report reflects unaudited data provided directly to the Louisiana Department of State Civil Service by each state agency. Inconsistencies found throughout the report may be attributed to personnel changes not properly reflected in the agency's human resources information system during the performance evaluation period.



State of Louisiana
STATE CIVIL SERVICE
PES Annual Report - Fiscal Year 2021-2022

Agency: DED-Off of the Secretary

Performance Year 07/01/2021 - 06/30/2022	Total # of Employees	Total %
Number of employees that were rated	21	100%
Number of employees that were unrated	0	0%



Information contained within this report reflects unaudited data provided directly to the Louisiana Department of State Civil Service by each state agency. Inconsistencies found throughout the report may be attributed to personnel changes not properly reflected in the agency's human resources information system during the performance evaluation period.



State of Louisiana

STATE CIVIL SERVICE

PES Annual Report - Fiscal Year 2021-2022

Major Department: DEPARTMENT OF EDUCATION

Performance Year 07/01/2021 - 06/30/2022	Total # of Employees	Total %
Number of employees that were rated	394	100%
Number of employees that were unrated	4	1.02%
Number of employees that were rated Exceptional	65	16%
Number of employees that were rated Successful	322	81.73%
Number of employees that were rated Needs Improvement / Unsuccessful	0	0%
Number of employees that were rated Not Evaluated	7	1.78%
Number of employees that were rated Unrated	4	1%

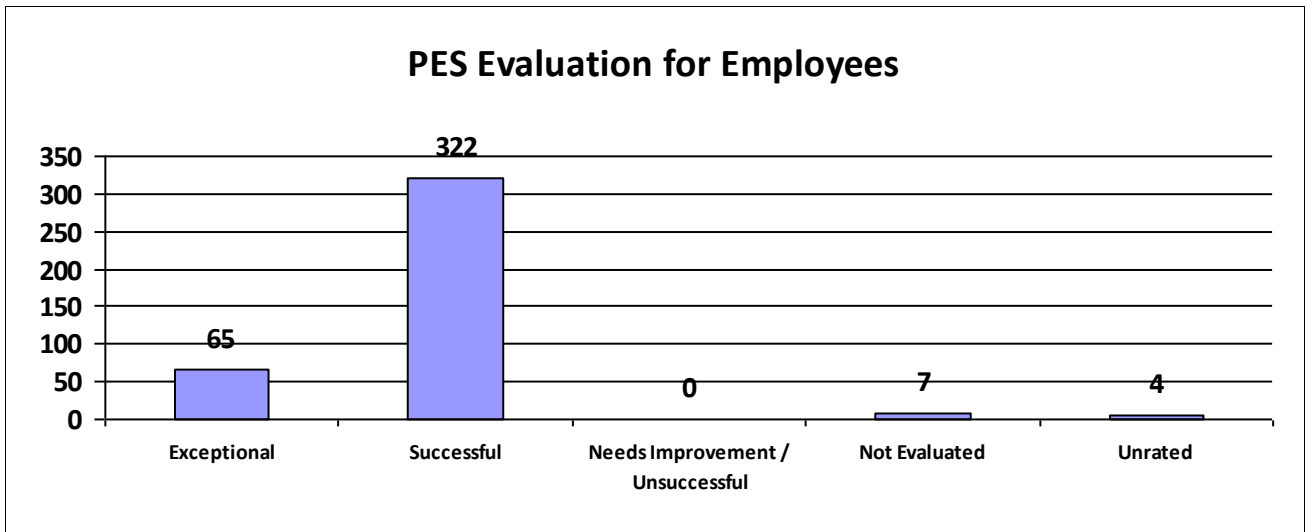
Information contained within this report reflects unaudited data provided directly to the Louisiana Department of State Civil Service by each state agency. Inconsistencies found throughout the report may be attributed to personnel changes not properly reflected in the agency's human resources information system during the performance evaluation period.



State of Louisiana
STATE CIVIL SERVICE
PES Annual Report - Fiscal Year 2021-2022

Agency: DOE-State Activities

Performance Year 07/01/2021 - 06/30/2022	Total # of Employees	Total %
Number of employees that were rated	394	100%
Number of employees that were unrated	4	1%



Information contained within this report reflects unaudited data provided directly to the Louisiana Department of State Civil Service by each state agency. Inconsistencies found throughout the report may be attributed to personnel changes not properly reflected in the agency's human resources information system during the performance evaluation period.



State of Louisiana

STATE CIVIL SERVICE

PES Annual Report - Fiscal Year 2021-2022

Major Department: DEPARTMENT OF ENVIRONMENTAL QUALITY

Performance Year 07/01/2021 - 06/30/2022	Total # of Employees	Total %
Number of employees that were rated	641	100%
Number of employees that were unrated	0	0.00%
Number of employees that were rated Exceptional	41	6%
Number of employees that were rated Successful	581	90.64%
Number of employees that were rated Needs Improvement / Unsuccessful	3	0%
Number of employees that were rated Not Evaluated	16	2.50%
Number of employees that were rated Unrated	0	0%

Information contained within this report reflects unaudited data provided directly to the Louisiana Department of State Civil Service by each state agency. Inconsistencies found throughout the report may be attributed to personnel changes not properly reflected in the agency's human resources information system during the performance evaluation period.



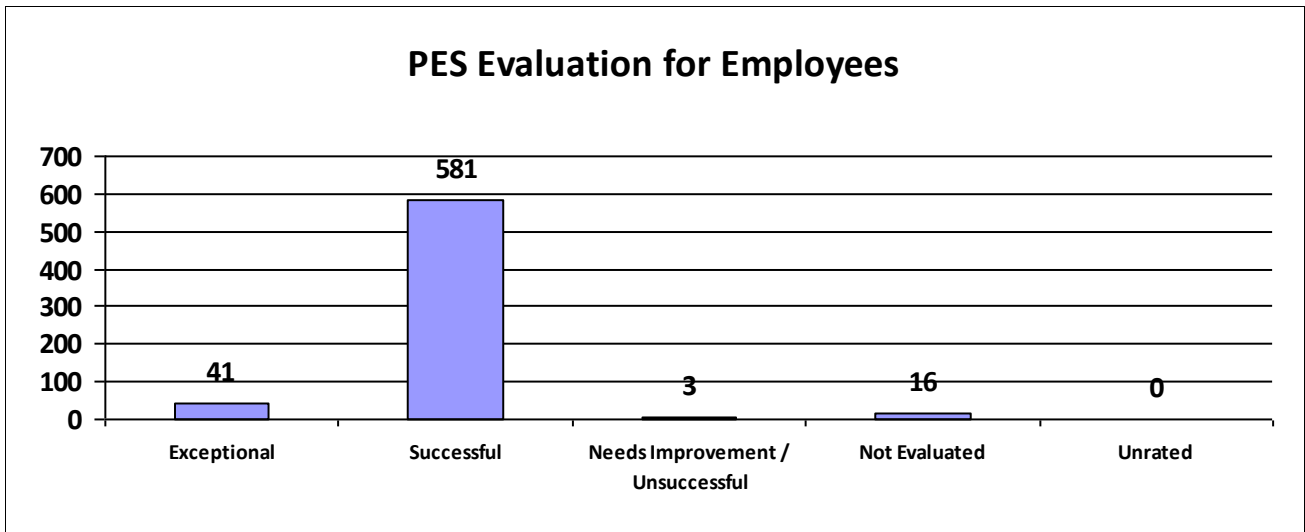
State of Louisiana

STATE CIVIL SERVICE

PES Annual Report - Fiscal Year 2021-2022

Agency: Dept of Environmental Quality

Performance Year 07/01/2021 - 06/30/2022	Total # of Employees	Total %
Number of employees that were rated	641	100%
Number of employees that were unrated	0	0%



Information contained within this report reflects unaudited data provided directly to the Louisiana Department of State Civil Service by each state agency. Inconsistencies found throughout the report may be attributed to personnel changes not properly reflected in the agency's human resources information system during the performance evaluation period.



State of Louisiana

STATE CIVIL SERVICE

PES Annual Report - Fiscal Year 2021-2022

Major Department: DEPARTMENT OF INSURANCE

Performance Year 07/01/2021 - 06/30/2022	Total # of Employees	Total %
Number of employees that were rated	186	100%
Number of employees that were unrated	0	0.00%
Number of employees that were rated Exceptional	3	2%
Number of employees that were rated Successful	179	96.24%
Number of employees that were rated Needs Improvement / Unsuccessful	1	1%
Number of employees that were rated Not Evaluated	3	1.61%
Number of employees that were rated Unrated	0	0%

Information contained within this report reflects unaudited data provided directly to the Louisiana Department of State Civil Service by each state agency. Inconsistencies found throughout the report may be attributed to personnel changes not properly reflected in the agency's human resources information system during the performance evaluation period.



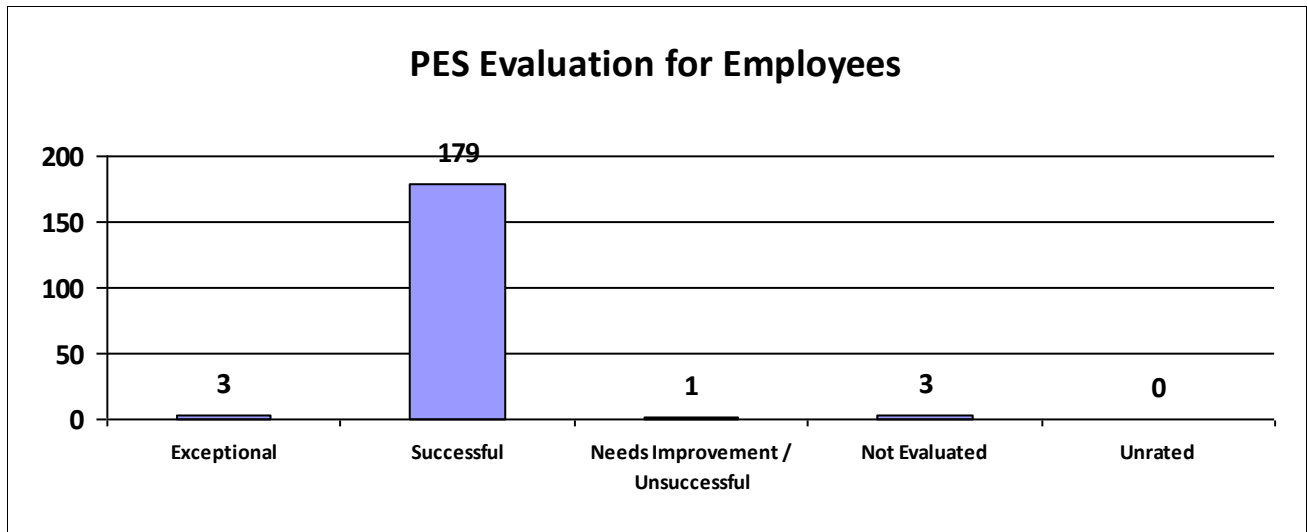
State of Louisiana

STATE CIVIL SERVICE

PES Annual Report - Fiscal Year 2021-2022

Agency: DOI-Commissioner of Insurance

Performance Year 07/01/2021 - 06/30/2022	Total # of Employees	Total %
Number of employees that were rated	186	100%
Number of employees that were unrated	0	0%



Information contained within this report reflects unaudited data provided directly to the Louisiana Department of State Civil Service by each state agency. Inconsistencies found throughout the report may be attributed to personnel changes not properly reflected in the agency's human resources information system during the performance evaluation period.



State of Louisiana

STATE CIVIL SERVICE

PES Annual Report - Fiscal Year 2021-2022

Major Department: DEPARTMENT OF NATURAL RESOURCES

Performance Year 07/01/2021 - 06/30/2022	Total # of Employees	Total %
Number of employees that were rated	266	100%
Number of employees that were unrated	0	0.00%
Number of employees that were rated Exceptional	52	20%
Number of employees that were rated Successful	211	79.32%
Number of employees that were rated Needs Improvement / Unsuccessful	0	0%
Number of employees that were rated Not Evaluated	3	1.13%
Number of employees that were rated Unrated	0	0%

Information contained within this report reflects unaudited data provided directly to the Louisiana Department of State Civil Service by each state agency. Inconsistencies found throughout the report may be attributed to personnel changes not properly reflected in the agency's human resources information system during the performance evaluation period.



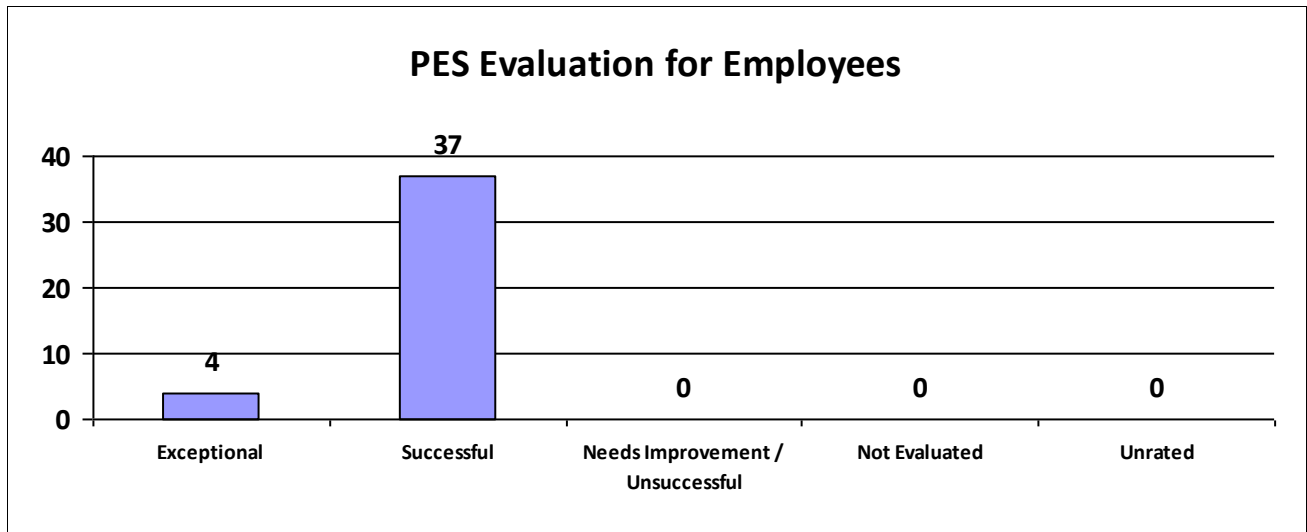
State of Louisiana

STATE CIVIL SERVICE

PES Annual Report - Fiscal Year 2021-2022

Agency: DNR-Off of Coastal Management

Performance Year 07/01/2021 - 06/30/2022	Total # of Employees	Total %
Number of employees that were rated	41	100%
Number of employees that were unrated	0	0%



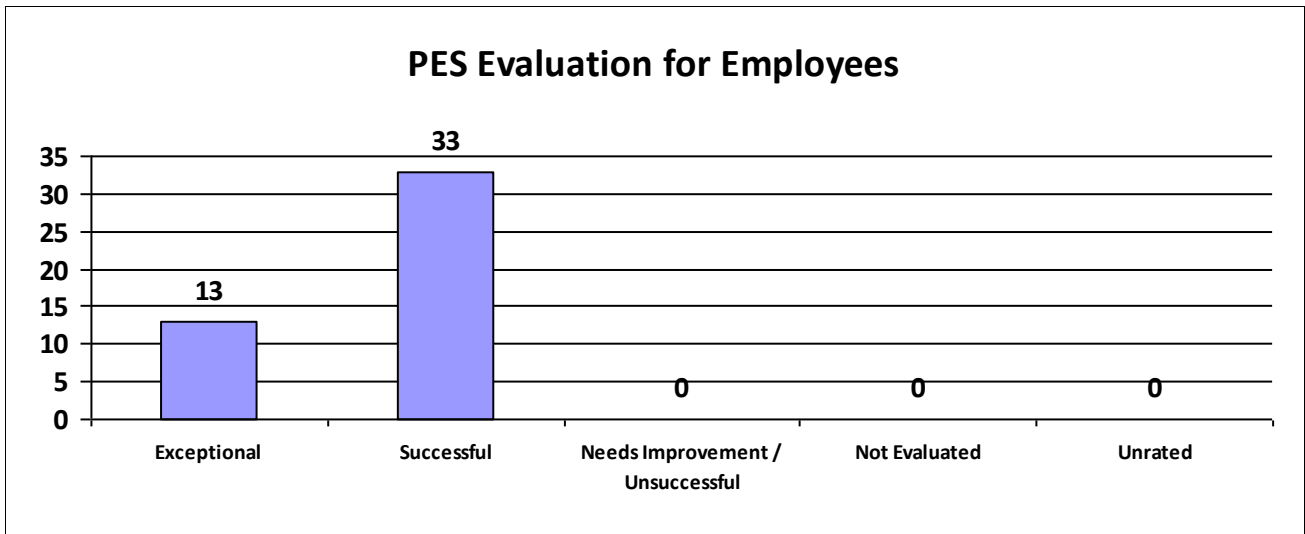
Information contained within this report reflects unaudited data provided directly to the Louisiana Department of State Civil Service by each state agency. Inconsistencies found throughout the report may be attributed to personnel changes not properly reflected in the agency's human resources information system during the performance evaluation period.



State of Louisiana
STATE CIVIL SERVICE
PES Annual Report - Fiscal Year 2021-2022

Agency: DNR-Off of Mineral Resources

Performance Year 07/01/2021 - 06/30/2022	Total # of Employees	Total %
Number of employees that were rated	46	100%
Number of employees that were unrated	0	0%



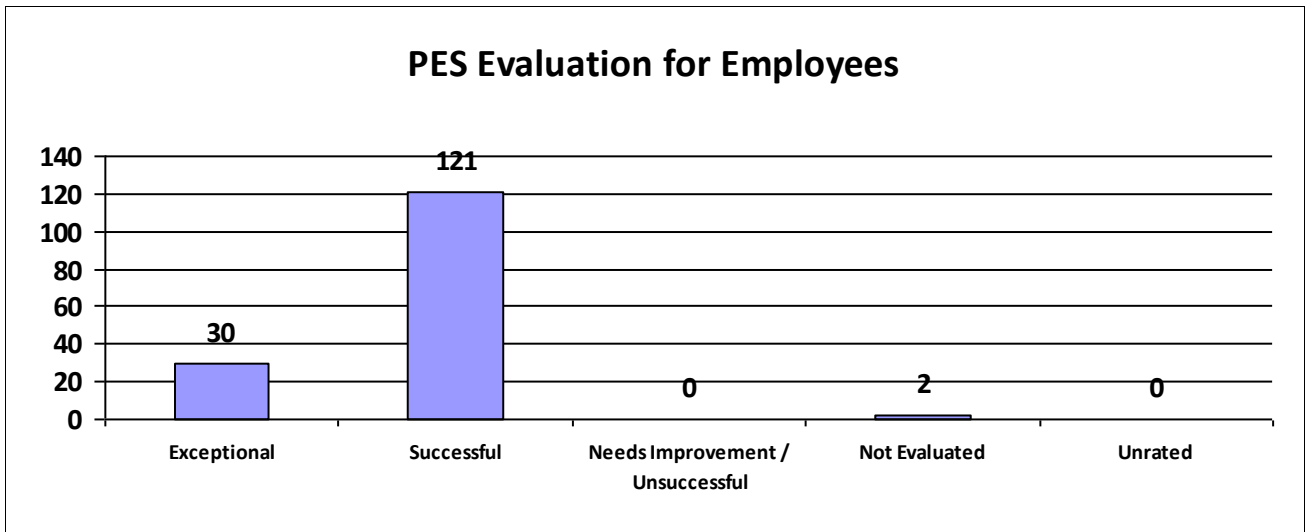
Information contained within this report reflects unaudited data provided directly to the Louisiana Department of State Civil Service by each state agency. Inconsistencies found throughout the report may be attributed to personnel changes not properly reflected in the agency's human resources information system during the performance evaluation period.



State of Louisiana
STATE CIVIL SERVICE
PES Annual Report - Fiscal Year 2021-2022

Agency: DNR-Office of Conservation

Performance Year 07/01/2021 - 06/30/2022	Total # of Employees	Total %
Number of employees that were rated	153	100%
Number of employees that were unrated	0	0%



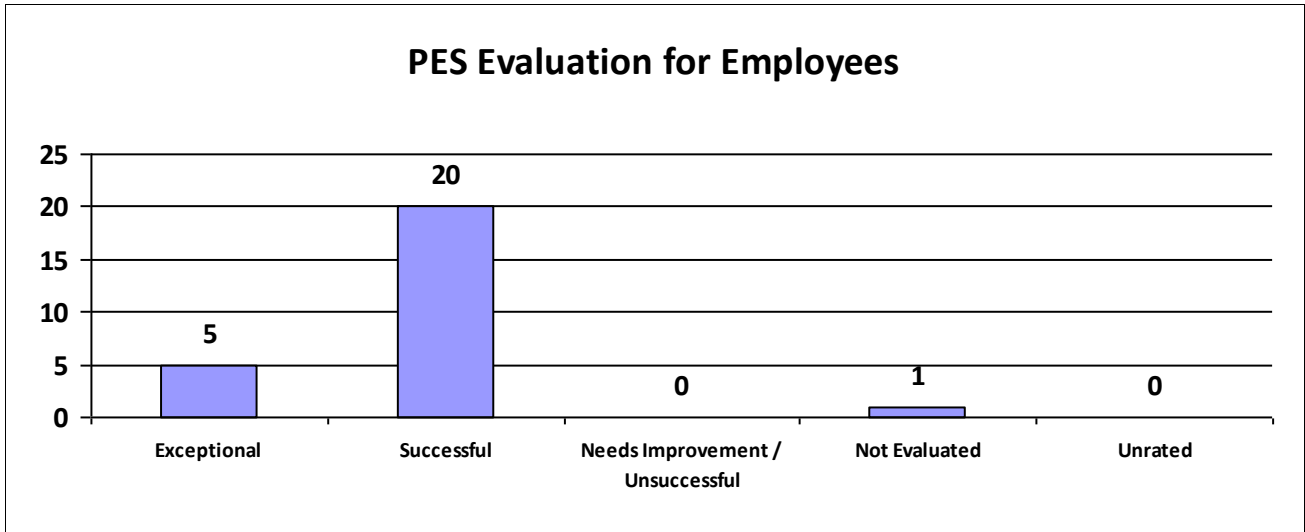
Information contained within this report reflects unaudited data provided directly to the Louisiana Department of State Civil Service by each state agency. Inconsistencies found throughout the report may be attributed to personnel changes not properly reflected in the agency's human resources information system during the performance evaluation period.



State of Louisiana
STATE CIVIL SERVICE
PES Annual Report - Fiscal Year 2021-2022

Agency: DNR-Office of the Secretary

Performance Year 07/01/2021 - 06/30/2022	Total # of Employees	Total %
Number of employees that were rated	26	100%
Number of employees that were unrated	0	0%



Information contained within this report reflects unaudited data provided directly to the Louisiana Department of State Civil Service by each state agency. Inconsistencies found throughout the report may be attributed to personnel changes not properly reflected in the agency's human resources information system during the performance evaluation period.



State of Louisiana

STATE CIVIL SERVICE

PES Annual Report - Fiscal Year 2021-2022

Major Department: DEPARTMENT OF PUBLIC SAFETY

Performance Year 07/01/2021 - 06/30/2022	Total # of Employees	Total %
Number of employees that were rated	2,018	100%
Number of employees that were unrated	2	0.10%
Number of employees that were rated Exceptional	874	43%
Number of employees that were rated Successful	1,092	54.11%
Number of employees that were rated Needs Improvement / Unsuccessful	12	1%
Number of employees that were rated Not Evaluated	40	1.98%
Number of employees that were rated Unrated	2	0%

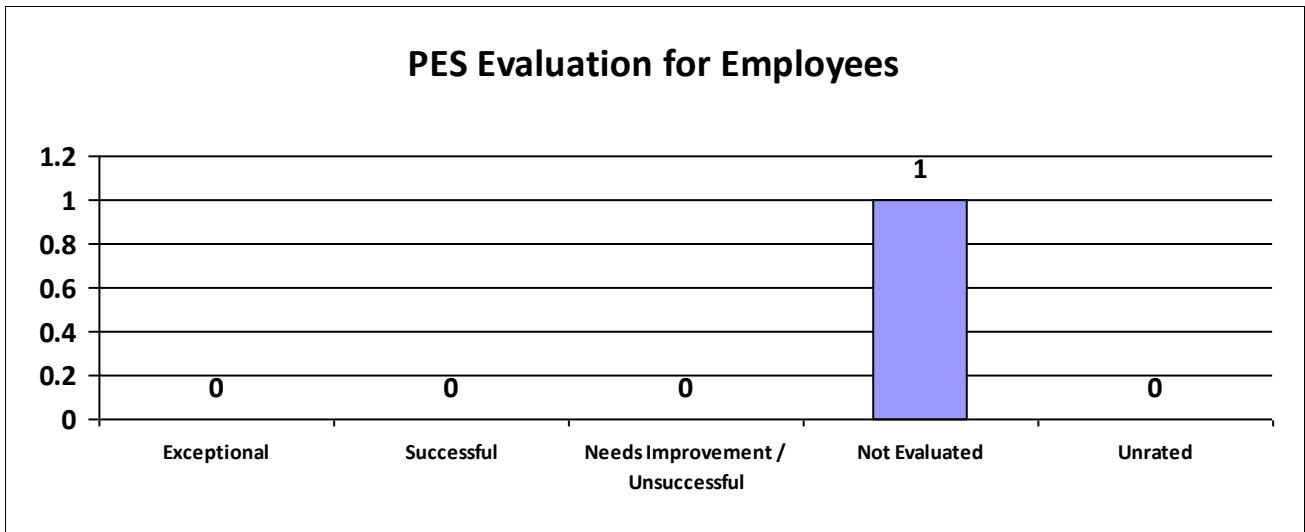
Information contained within this report reflects unaudited data provided directly to the Louisiana Department of State Civil Service by each state agency. Inconsistencies found throughout the report may be attributed to personnel changes not properly reflected in the agency's human resources information system during the performance evaluation period.



State of Louisiana
STATE CIVIL SERVICE
PES Annual Report - Fiscal Year 2021-2022

Agency: DPS-La Gaming Control Board

Performance Year 07/01/2021 - 06/30/2022	Total # of Employees	Total %
Number of employees that were rated	1	100%
Number of employees that were unrated	0	0%



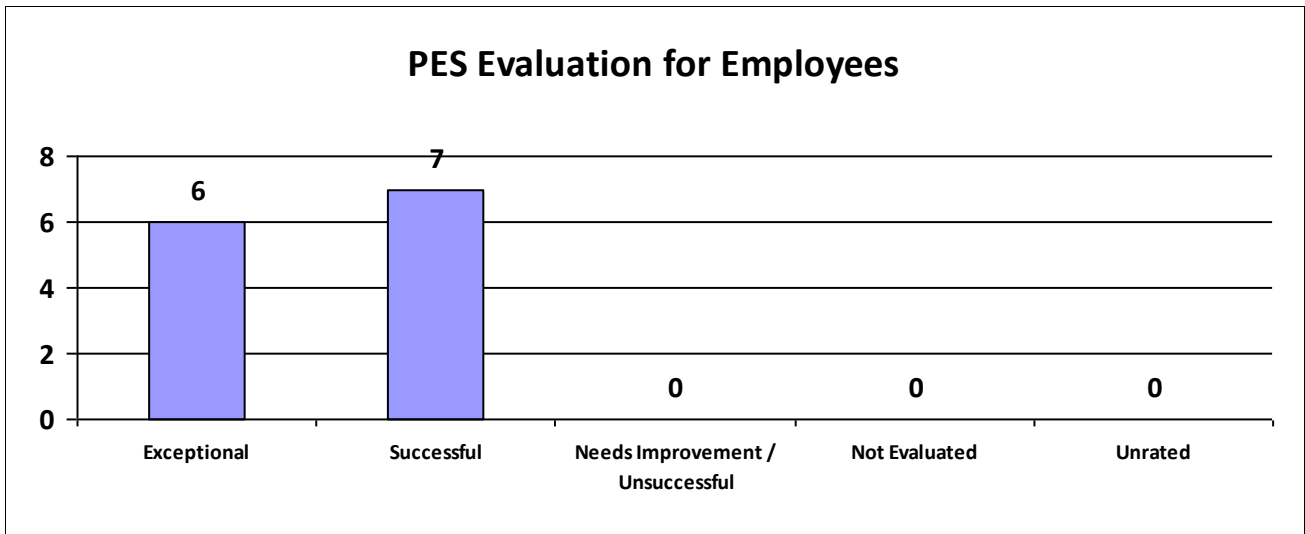
Information contained within this report reflects unaudited data provided directly to the Louisiana Department of State Civil Service by each state agency. Inconsistencies found throughout the report may be attributed to personnel changes not properly reflected in the agency's human resources information system during the performance evaluation period.



State of Louisiana
STATE CIVIL SERVICE
PES Annual Report - Fiscal Year 2021-2022

Agency: DPS-La Highway Safety Comm

Performance Year 07/01/2021 - 06/30/2022	Total # of Employees	Total %
Number of employees that were rated	13	100%
Number of employees that were unrated	0	0%




Information contained within this report reflects unaudited data provided directly to the Louisiana Department of State Civil Service by each state agency. Inconsistencies found throughout the report may be attributed to personnel changes not properly reflected in the agency's human resources information system during the performance evaluation period.



State of Louisiana
STATE CIVIL SERVICE
PES Annual Report - Fiscal Year 2021-2022

Agency: DPS-Liquefied Petrol Gas Comm

Performance Year 07/01/2021 - 06/30/2022	Total # of Employees	Total %
Number of employees that were rated	8	100%
Number of employees that were unrated	0	0%



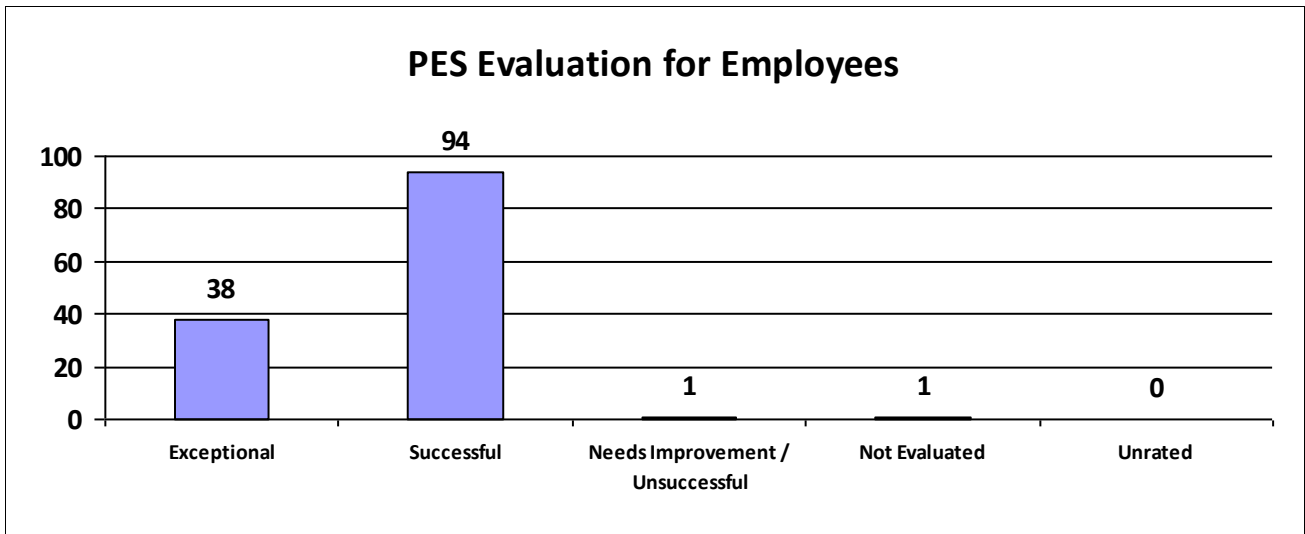
Information contained within this report reflects unaudited data provided directly to the Louisiana Department of State Civil Service by each state agency. Inconsistencies found throughout the report may be attributed to personnel changes not properly reflected in the agency's human resources information system during the performance evaluation period.



State of Louisiana
STATE CIVIL SERVICE
PES Annual Report - Fiscal Year 2021-2022

Agency: DPS-Off of State Fire Marshal

Performance Year 07/01/2021 - 06/30/2022	Total # of Employees	Total %
Number of employees that were rated	134	100%
Number of employees that were unrated	0	0%



Information contained within this report reflects unaudited data provided directly to the Louisiana Department of State Civil Service by each state agency. Inconsistencies found throughout the report may be attributed to personnel changes not properly reflected in the agency's human resources information system during the performance evaluation period.



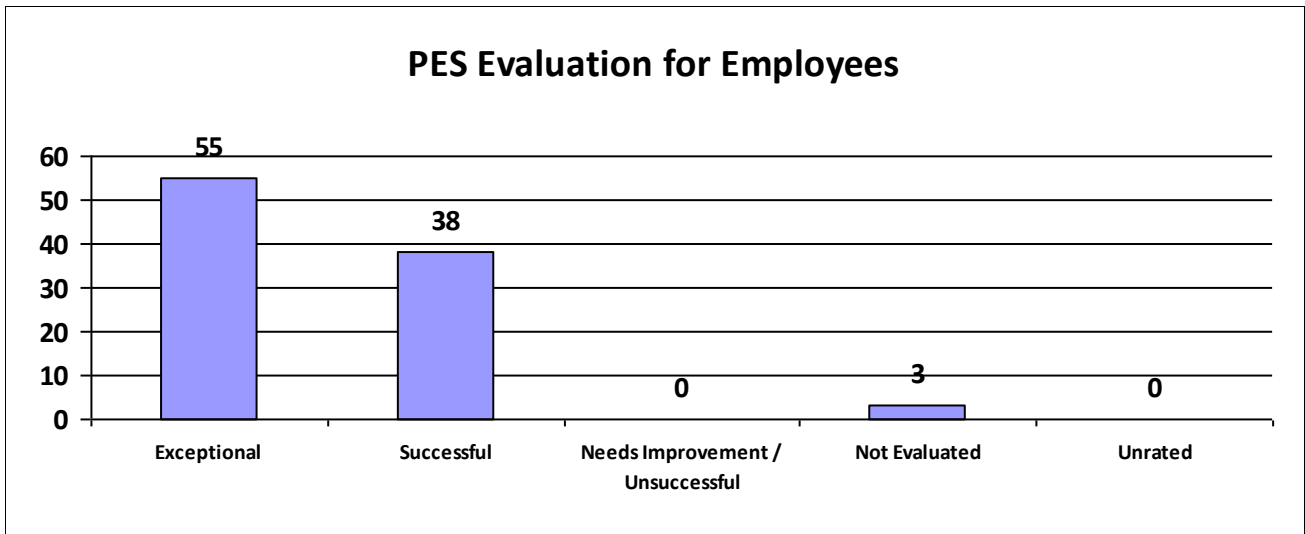
State of Louisiana

STATE CIVIL SERVICE

PES Annual Report - Fiscal Year 2021-2022

Agency: DPS-Office of Mgt and Finance

Performance Year 07/01/2021 - 06/30/2022	Total # of Employees	Total %
Number of employees that were rated	96	100%
Number of employees that were unrated	0	0%



Information contained within this report reflects unaudited data provided directly to the Louisiana Department of State Civil Service by each state agency. Inconsistencies found throughout the report may be attributed to personnel changes not properly reflected in the agency's human resources information system during the performance evaluation period.



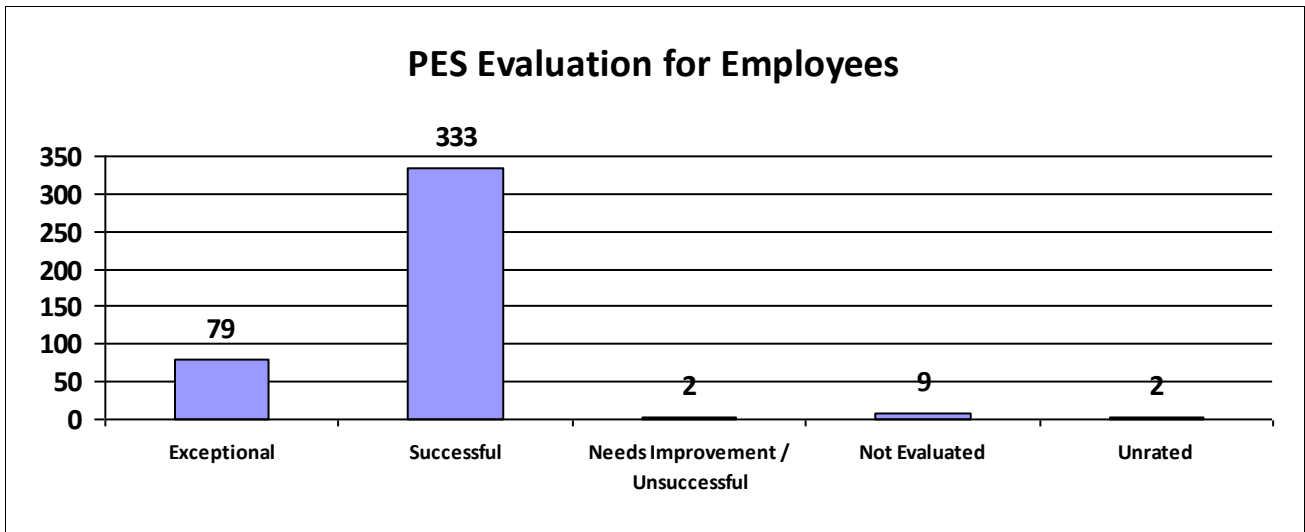
State of Louisiana

STATE CIVIL SERVICE

PES Annual Report - Fiscal Year 2021-2022

Agency: DPS-Office of Motor Vehicles

Performance Year 07/01/2021 - 06/30/2022	Total # of Employees	Total %
Number of employees that were rated	423	100%
Number of employees that were unrated	2	0%



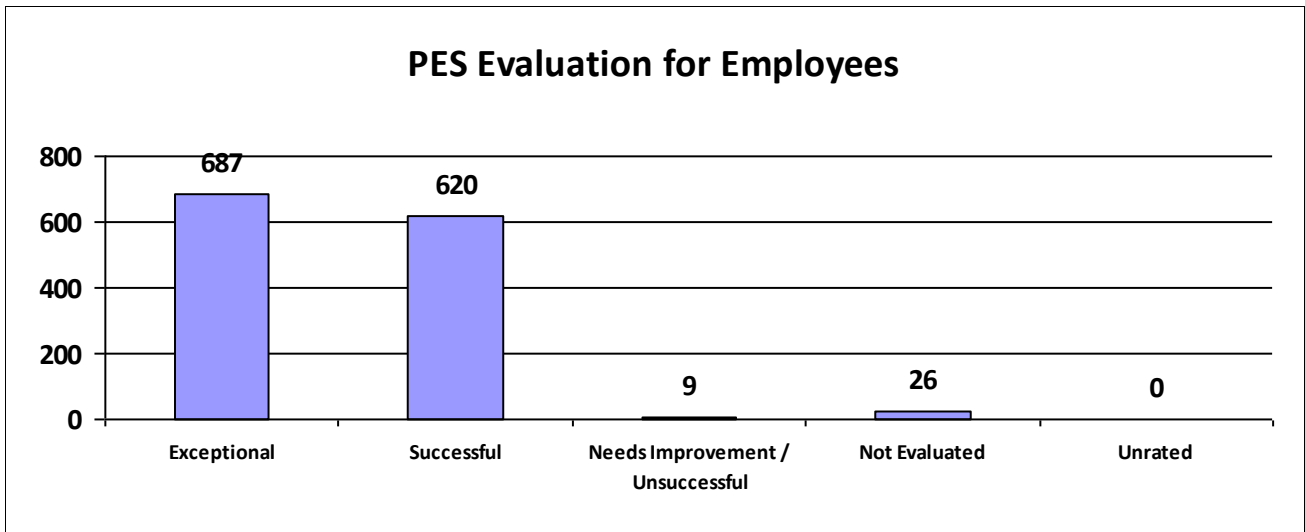
Information contained within this report reflects unaudited data provided directly to the Louisiana Department of State Civil Service by each state agency. Inconsistencies found throughout the report may be attributed to personnel changes not properly reflected in the agency's human resources information system during the performance evaluation period.



State of Louisiana
STATE CIVIL SERVICE
PES Annual Report - Fiscal Year 2021-2022

Agency: DPS-Office of State Police

Performance Year 07/01/2021 - 06/30/2022	Total # of Employees	Total %
Number of employees that were rated	1,342	100%
Number of employees that were unrated	0	0%



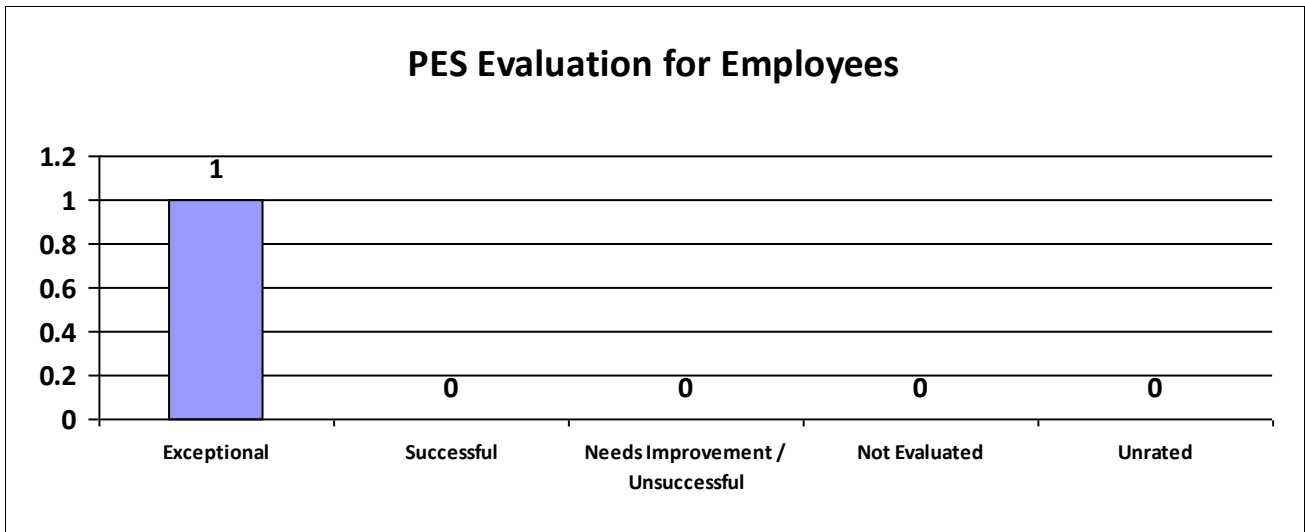
Information contained within this report reflects unaudited data provided directly to the Louisiana Department of State Civil Service by each state agency. Inconsistencies found throughout the report may be attributed to personnel changes not properly reflected in the agency's human resources information system during the performance evaluation period.



State of Louisiana
STATE CIVIL SERVICE
PES Annual Report - Fiscal Year 2021-2022

Agency: Private Investigator Examiners

Performance Year 07/01/2021 - 06/30/2022	Total # of Employees	Total %
Number of employees that were rated	1	100%
Number of employees that were unrated	0	0%



Information contained within this report reflects unaudited data provided directly to the Louisiana Department of State Civil Service by each state agency. Inconsistencies found throughout the report may be attributed to personnel changes not properly reflected in the agency's human resources information system during the performance evaluation period.



State of Louisiana

STATE CIVIL SERVICE

PES Annual Report - Fiscal Year 2021-2022

Major Department: DEPARTMENT OF REVENUE

Performance Year 07/01/2021 - 06/30/2022	Total # of Employees	Total %
Number of employees that were rated	577	100%
Number of employees that were unrated	1	0.17%
Number of employees that were rated Exceptional	28	5%
Number of employees that were rated Successful	536	92.89%
Number of employees that were rated Needs Improvement / Unsuccessful	8	1%
Number of employees that were rated Not Evaluated	5	0.87%
Number of employees that were rated Unrated	1	0%

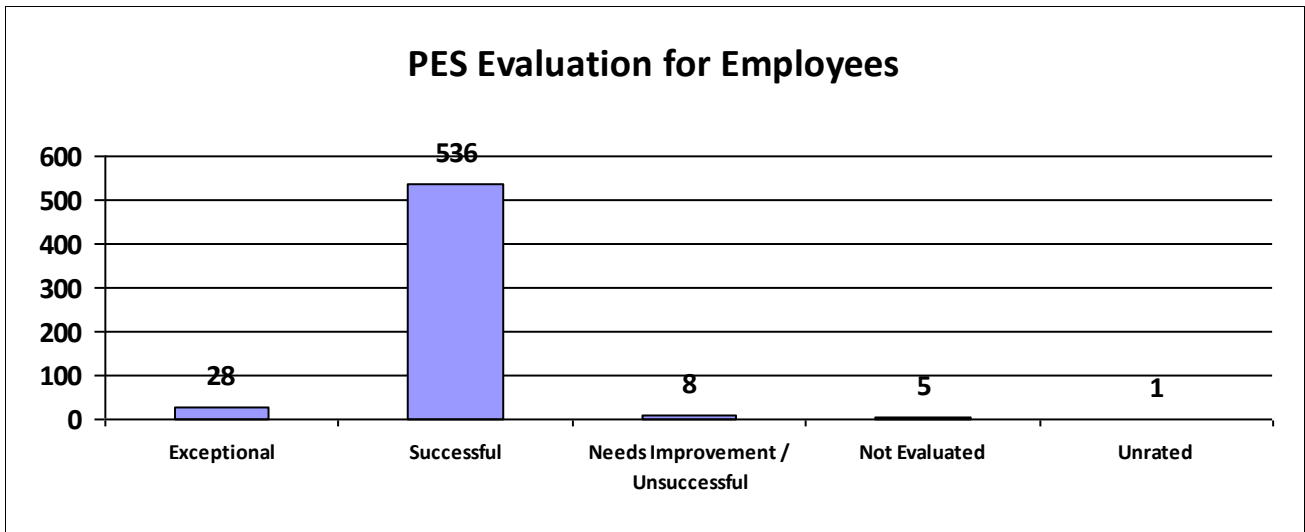
Information contained within this report reflects unaudited data provided directly to the Louisiana Department of State Civil Service by each state agency. Inconsistencies found throughout the report may be attributed to personnel changes not properly reflected in the agency's human resources information system during the performance evaluation period.



State of Louisiana
STATE CIVIL SERVICE
PES Annual Report - Fiscal Year 2021-2022

Agency: DOR-Office of Revenue

Performance Year 07/01/2021 - 06/30/2022	Total # of Employees	Total %
Number of employees that were rated	577	100%
Number of employees that were unrated	1	0%



Information contained within this report reflects unaudited data provided directly to the Louisiana Department of State Civil Service by each state agency. Inconsistencies found throughout the report may be attributed to personnel changes not properly reflected in the agency's human resources information system during the performance evaluation period.



State of Louisiana

STATE CIVIL SERVICE

PES Annual Report - Fiscal Year 2021-2022

Major Department: DEPARTMENT OF STATE CIVIL SERVICE AGENCIES

Performance Year 07/01/2021 - 06/30/2022	Total # of Employees	Total %
Number of employees that were rated	149	100%
Number of employees that were unrated	0	0.00%
Number of employees that were rated Exceptional	27	18%
Number of employees that were rated Successful	115	77.18%
Number of employees that were rated Needs Improvement / Unsuccessful	1	1%
Number of employees that were rated Not Evaluated	6	4.03%
Number of employees that were rated Unrated	0	0%

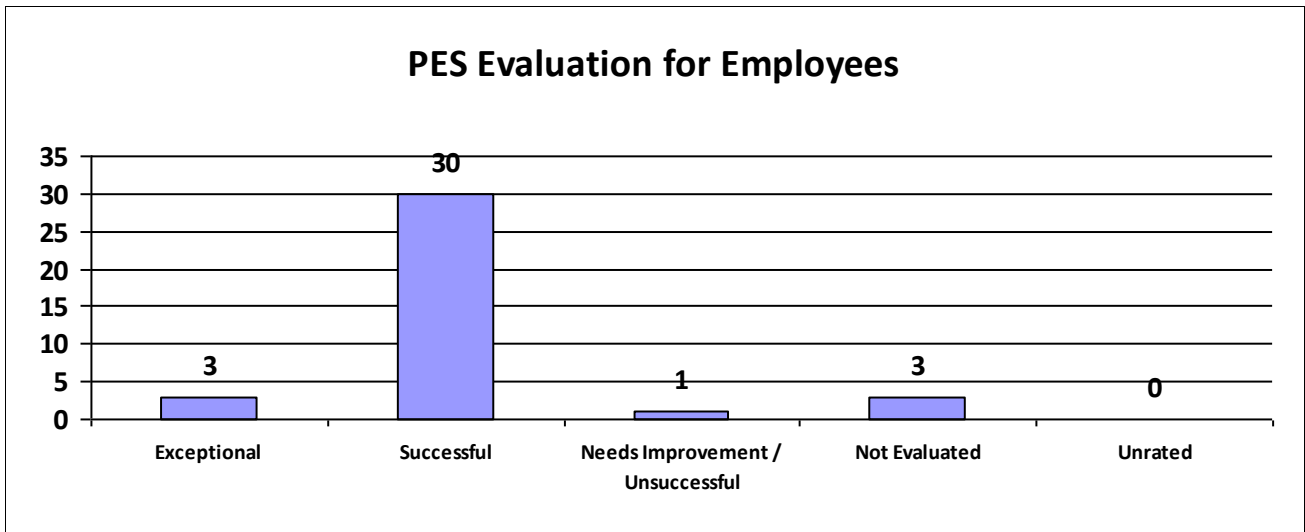
Information contained within this report reflects unaudited data provided directly to the Louisiana Department of State Civil Service by each state agency. Inconsistencies found throughout the report may be attributed to personnel changes not properly reflected in the agency's human resources information system during the performance evaluation period.



State of Louisiana
STATE CIVIL SERVICE
PES Annual Report - Fiscal Year 2021-2022

Agency: CS-Ethics Administration

Performance Year 07/01/2021 - 06/30/2022	Total # of Employees	Total %
Number of employees that were rated	37	100%
Number of employees that were unrated	0	0%



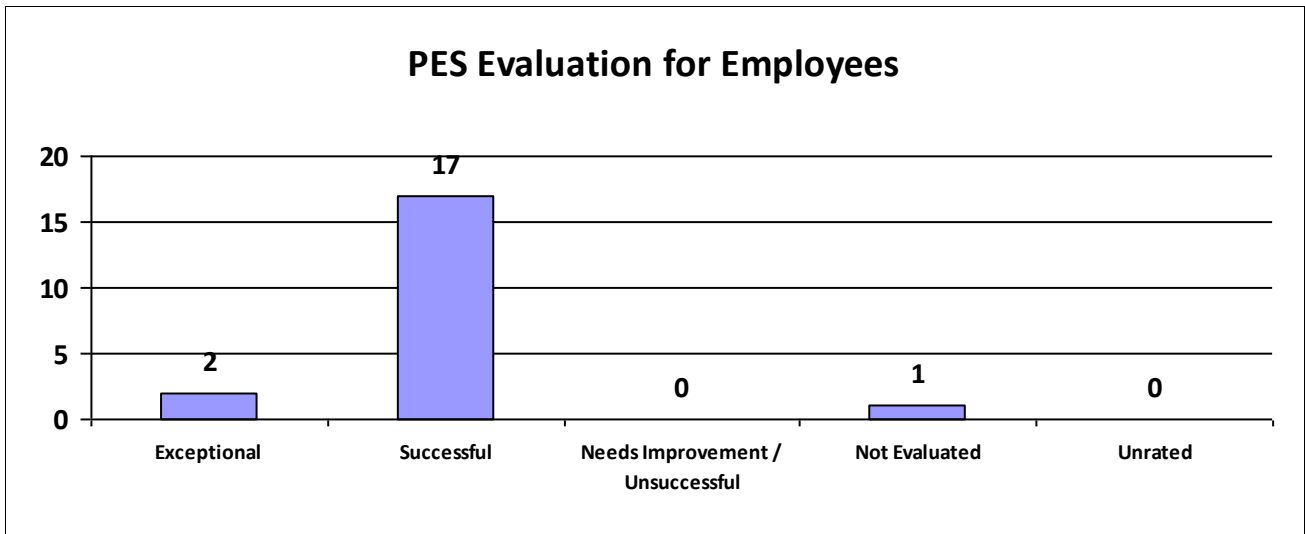
Information contained within this report reflects unaudited data provided directly to the Louisiana Department of State Civil Service by each state agency. Inconsistencies found throughout the report may be attributed to personnel changes not properly reflected in the agency's human resources information system during the performance evaluation period.



State of Louisiana
STATE CIVIL SERVICE
PES Annual Report - Fiscal Year 2021-2022

Agency: CS-Municipal Fire & Police

Performance Year 07/01/2021 - 06/30/2022	Total # of Employees	Total %
Number of employees that were rated	20	100%
Number of employees that were unrated	0	0%



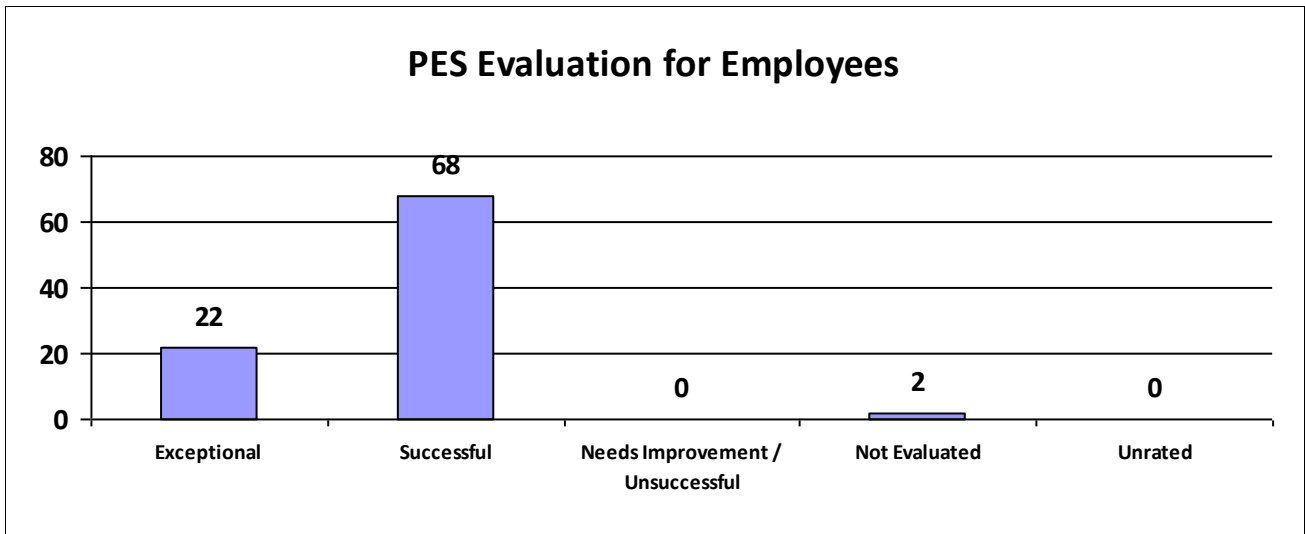
Information contained within this report reflects unaudited data provided directly to the Louisiana Department of State Civil Service by each state agency. Inconsistencies found throughout the report may be attributed to personnel changes not properly reflected in the agency's human resources information system during the performance evaluation period.



State of Louisiana
STATE CIVIL SERVICE
PES Annual Report - Fiscal Year 2021-2022

Agency: CS-State Civil Service

Performance Year 07/01/2021 - 06/30/2022	Total # of Employees	Total %
Number of employees that were rated	92	100%
Number of employees that were unrated	0	0%



Information contained within this report reflects unaudited data provided directly to the Louisiana Department of State Civil Service by each state agency. Inconsistencies found throughout the report may be attributed to personnel changes not properly reflected in the agency's human resources information system during the performance evaluation period.



State of Louisiana

STATE CIVIL SERVICE

PES Annual Report - Fiscal Year 2021-2022

Major Department: DEPARTMENT OF TREASURY

Performance Year 07/01/2021 - 06/30/2022	Total # of Employees	Total %
Number of employees that were rated	45	100%
Number of employees that were unrated	0	0.00%
Number of employees that were rated Exceptional	10	22%
Number of employees that were rated Successful	35	77.78%
Number of employees that were rated Needs Improvement / Unsuccessful	0	0%
Number of employees that were rated Not Evaluated	0	0.00%
Number of employees that were rated Unrated	0	0%

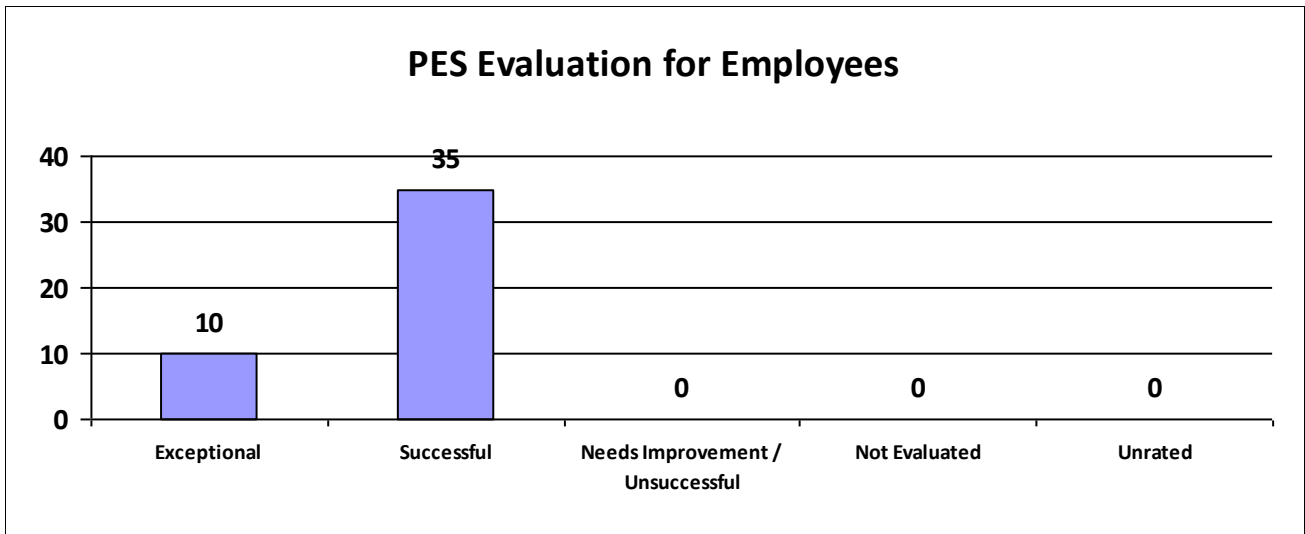
Information contained within this report reflects unaudited data provided directly to the Louisiana Department of State Civil Service by each state agency. Inconsistencies found throughout the report may be attributed to personnel changes not properly reflected in the agency's human resources information system during the performance evaluation period.



State of Louisiana
STATE CIVIL SERVICE
PES Annual Report - Fiscal Year 2021-2022

Agency: STO-State Treasurer

Performance Year 07/01/2021 - 06/30/2022	Total # of Employees	Total %
Number of employees that were rated	45	100%
Number of employees that were unrated	0	0%



Information contained within this report reflects unaudited data provided directly to the Louisiana Department of State Civil Service by each state agency. Inconsistencies found throughout the report may be attributed to personnel changes not properly reflected in the agency's human resources information system during the performance evaluation period.



State of Louisiana

STATE CIVIL SERVICE

PES Annual Report - Fiscal Year 2021-2022

Major Department: DEPARTMENT OF WILDLIFE AND FISHERIES

Performance Year 07/01/2021 - 06/30/2022	Total # of Employees	Total %
Number of employees that were rated	704	100%
Number of employees that were unrated	0	0.00%
Number of employees that were rated Exceptional	27	4%
Number of employees that were rated Successful	664	94.32%
Number of employees that were rated Needs Improvement / Unsuccessful	3	0%
Number of employees that were rated Not Evaluated	10	1.42%
Number of employees that were rated Unrated	0	0%

Information contained within this report reflects unaudited data provided directly to the Louisiana Department of State Civil Service by each state agency. Inconsistencies found throughout the report may be attributed to personnel changes not properly reflected in the agency's human resources information system during the performance evaluation period.



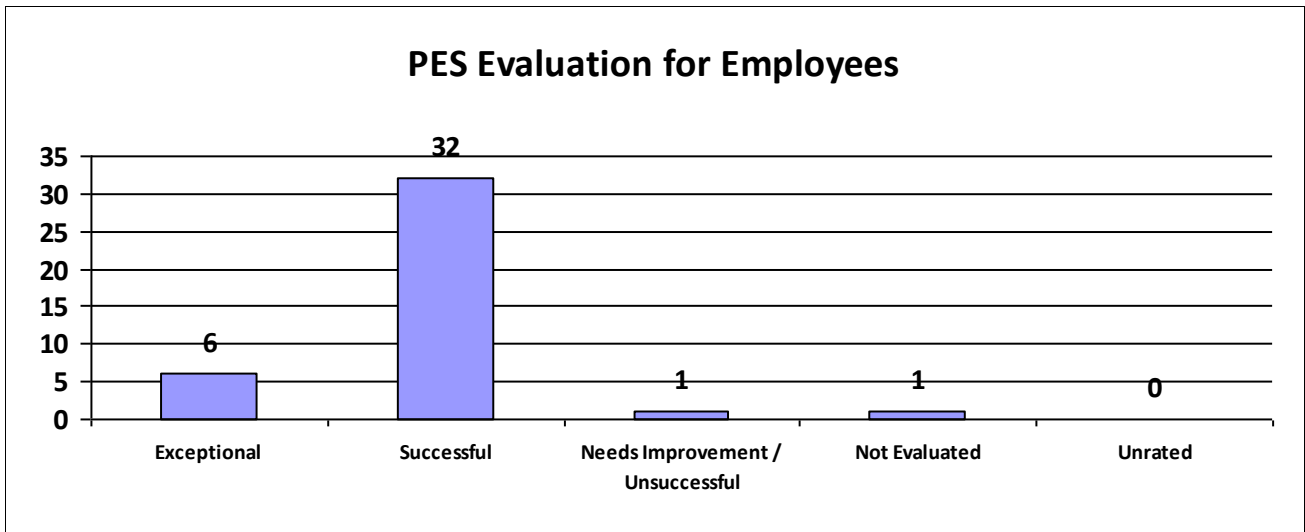
State of Louisiana

STATE CIVIL SERVICE

PES Annual Report - Fiscal Year 2021-2022

Agency: WLF-Off of Mgt & Finance

Performance Year 07/01/2021 - 06/30/2022	Total # of Employees	Total %
Number of employees that were rated	40	100%
Number of employees that were unrated	0	0%



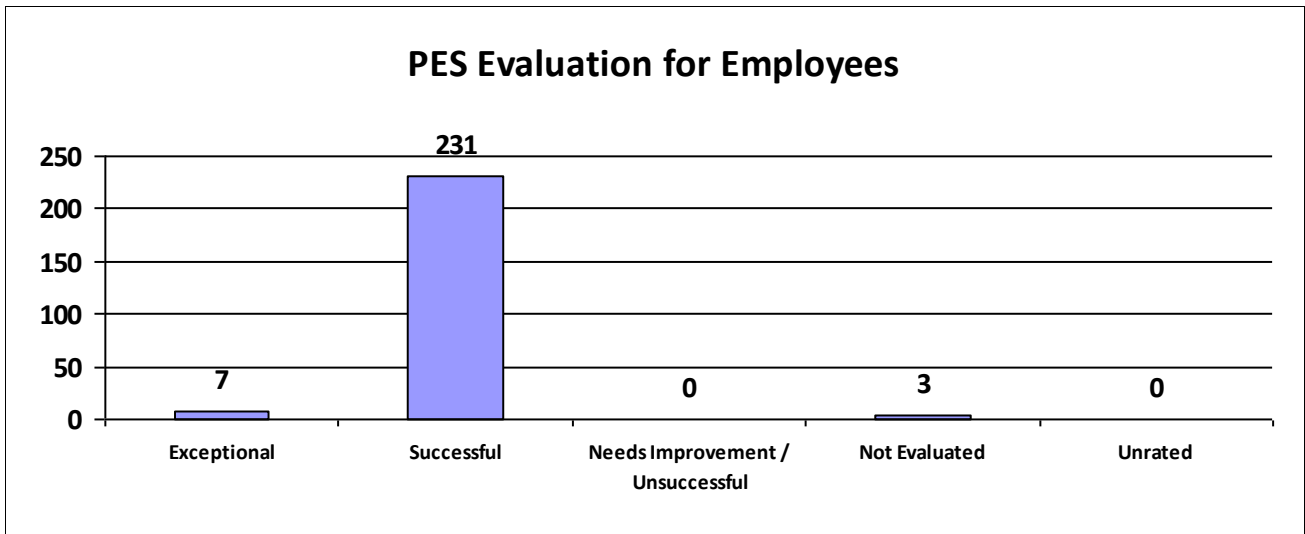
Information contained within this report reflects unaudited data provided directly to the Louisiana Department of State Civil Service by each state agency. Inconsistencies found throughout the report may be attributed to personnel changes not properly reflected in the agency's human resources information system during the performance evaluation period.



State of Louisiana
STATE CIVIL SERVICE
PES Annual Report - Fiscal Year 2021-2022

Agency: WLF-Off of Secretary

Performance Year 07/01/2021 - 06/30/2022	Total # of Employees	Total %
Number of employees that were rated	241	100%
Number of employees that were unrated	0	0%



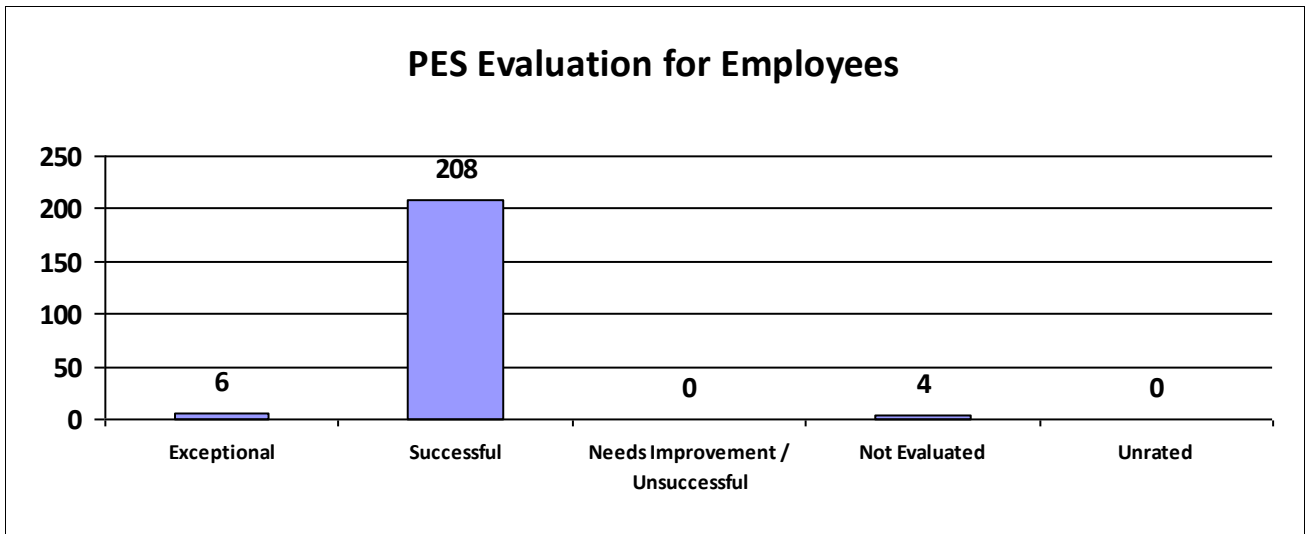
Information contained within this report reflects unaudited data provided directly to the Louisiana Department of State Civil Service by each state agency. Inconsistencies found throughout the report may be attributed to personnel changes not properly reflected in the agency's human resources information system during the performance evaluation period.



State of Louisiana
STATE CIVIL SERVICE
PES Annual Report - Fiscal Year 2021-2022

Agency: WLF-Office of Wildlife

Performance Year 07/01/2021 - 06/30/2022	Total # of Employees	Total %
Number of employees that were rated	218	100%
Number of employees that were unrated	0	0%



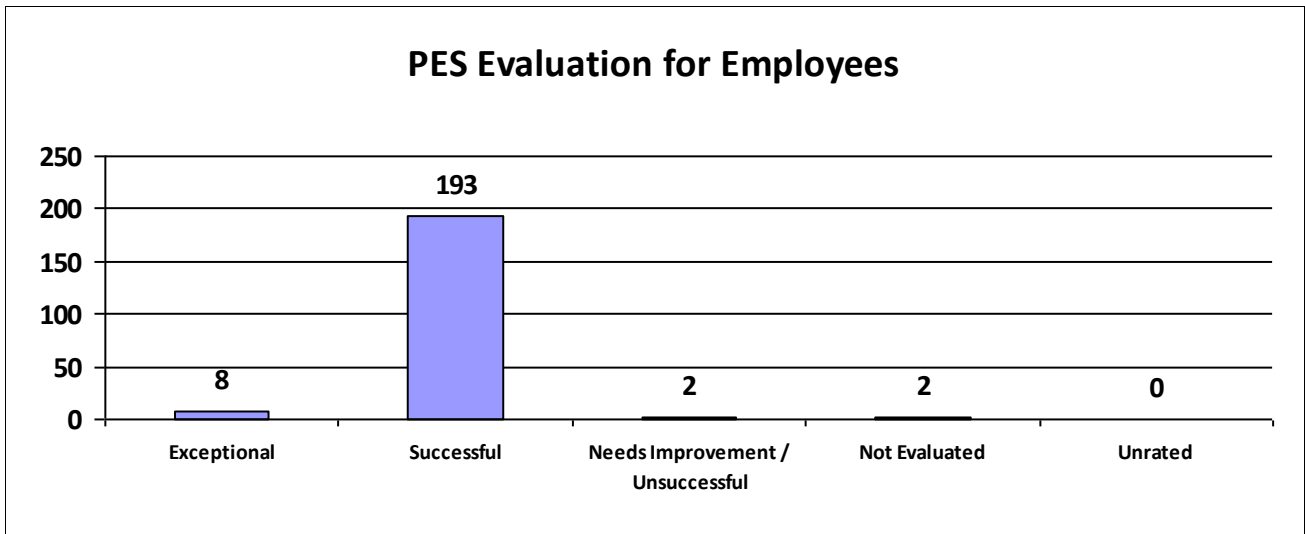
Information contained within this report reflects unaudited data provided directly to the Louisiana Department of State Civil Service by each state agency. Inconsistencies found throughout the report may be attributed to personnel changes not properly reflected in the agency's human resources information system during the performance evaluation period.



State of Louisiana
STATE CIVIL SERVICE
PES Annual Report - Fiscal Year 2021-2022

Agency: WLF-Office of Fisheries

Performance Year 07/01/2021 - 06/30/2022	Total # of Employees	Total %
Number of employees that were rated	205	100%
Number of employees that were unrated	0	0%



Information contained within this report reflects unaudited data provided directly to the Louisiana Department of State Civil Service by each state agency. Inconsistencies found throughout the report may be attributed to personnel changes not properly reflected in the agency's human resources information system during the performance evaluation period.



State of Louisiana

STATE CIVIL SERVICE

PES Annual Report - Fiscal Year 2021-2022

Major Department: DEPT OF CULTURE, RECREATION AND TOURISM

Performance Year 07/01/2021 - 06/30/2022	Total # of Employees	Total %
Number of employees that were rated	480	100%
Number of employees that were unrated	0	0.00%
Number of employees that were rated Exceptional	69	14%
Number of employees that were rated Successful	387	80.63%
Number of employees that were rated Needs Improvement / Unsuccessful	12	3%
Number of employees that were rated Not Evaluated	12	2.50%
Number of employees that were rated Unrated	0	0%

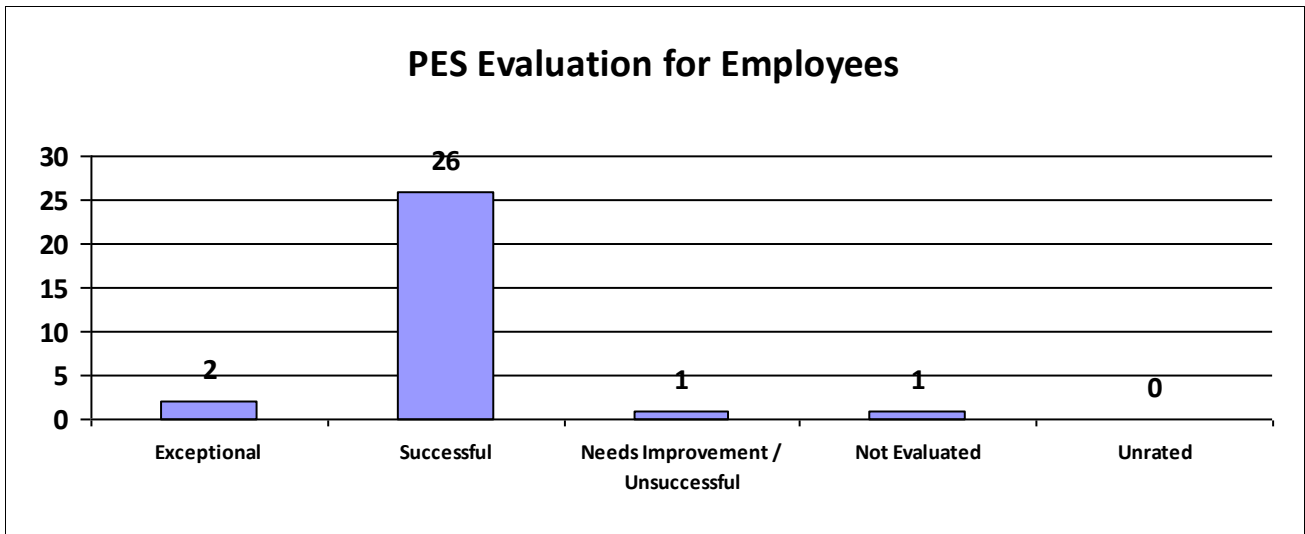
Information contained within this report reflects unaudited data provided directly to the Louisiana Department of State Civil Service by each state agency. Inconsistencies found throughout the report may be attributed to personnel changes not properly reflected in the agency's human resources information system during the performance evaluation period.



State of Louisiana
STATE CIVIL SERVICE
PES Annual Report - Fiscal Year 2021-2022

Agency: CRT-Off of Cultural Dev

Performance Year 07/01/2021 - 06/30/2022	Total # of Employees	Total %
Number of employees that were rated	30	100%
Number of employees that were unrated	0	0%



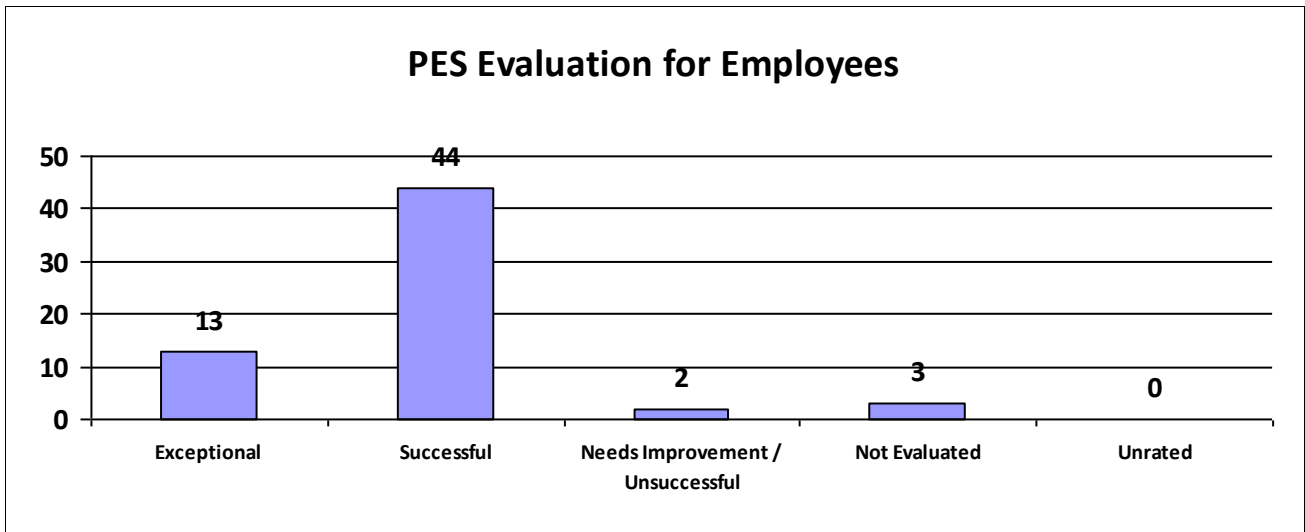
Information contained within this report reflects unaudited data provided directly to the Louisiana Department of State Civil Service by each state agency. Inconsistencies found throughout the report may be attributed to personnel changes not properly reflected in the agency's human resources information system during the performance evaluation period.



State of Louisiana
STATE CIVIL SERVICE
PES Annual Report - Fiscal Year 2021-2022

Agency: CRT-Off of State Museum

Performance Year 07/01/2021 - 06/30/2022	Total # of Employees	Total %
Number of employees that were rated	62	100%
Number of employees that were unrated	0	0%



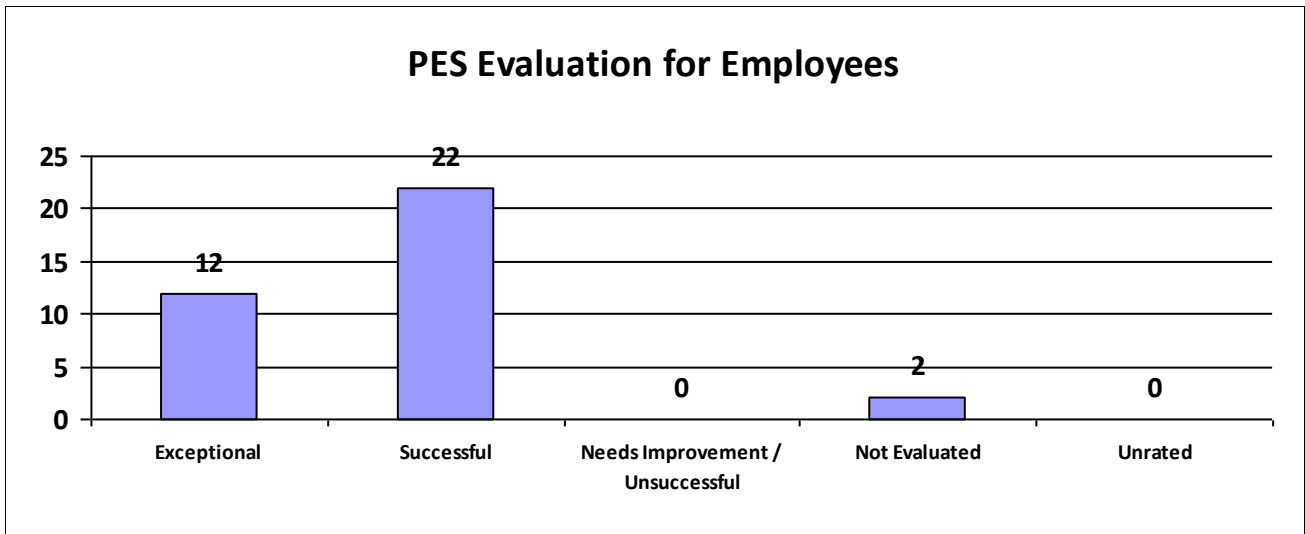
Information contained within this report reflects unaudited data provided directly to the Louisiana Department of State Civil Service by each state agency. Inconsistencies found throughout the report may be attributed to personnel changes not properly reflected in the agency's human resources information system during the performance evaluation period.



State of Louisiana
STATE CIVIL SERVICE
PES Annual Report - Fiscal Year 2021-2022

Agency: CRT-Off of the Secretary

Performance Year 07/01/2021 - 06/30/2022	Total # of Employees	Total %
Number of employees that were rated	36	100%
Number of employees that were unrated	0	0%



Information contained within this report reflects unaudited data provided directly to the Louisiana Department of State Civil Service by each state agency. Inconsistencies found throughout the report may be attributed to personnel changes not properly reflected in the agency's human resources information system during the performance evaluation period.



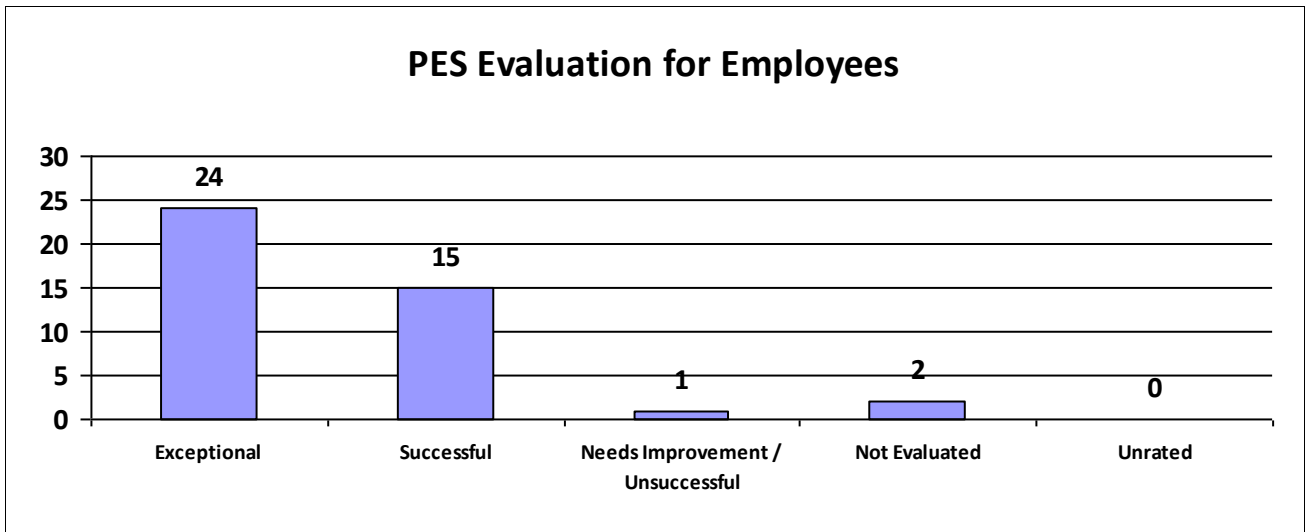
State of Louisiana

STATE CIVIL SERVICE

PES Annual Report - Fiscal Year 2021-2022

Agency: CRT-Off of the State Library

Performance Year 07/01/2021 - 06/30/2022	Total # of Employees	Total %
Number of employees that were rated	42	100%
Number of employees that were unrated	0	0%



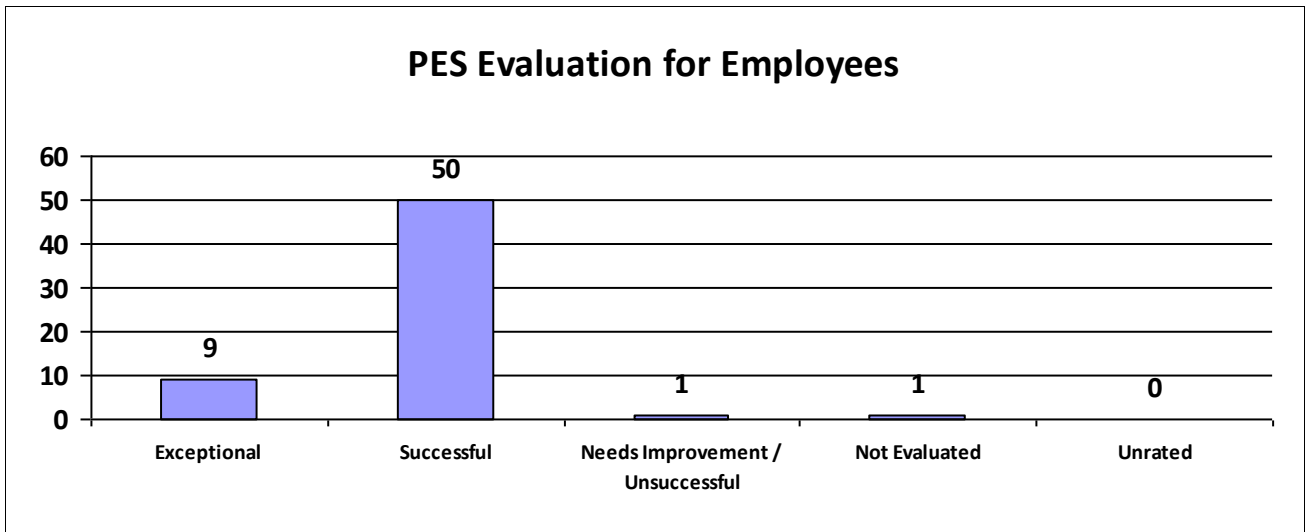
Information contained within this report reflects unaudited data provided directly to the Louisiana Department of State Civil Service by each state agency. Inconsistencies found throughout the report may be attributed to personnel changes not properly reflected in the agency's human resources information system during the performance evaluation period.



State of Louisiana
STATE CIVIL SERVICE
PES Annual Report - Fiscal Year 2021-2022

Agency: CRT-Off of Tourism

Performance Year 07/01/2021 - 06/30/2022	Total # of Employees	Total %
Number of employees that were rated	61	100%
Number of employees that were unrated	0	0%



Information contained within this report reflects unaudited data provided directly to the Louisiana Department of State Civil Service by each state agency. Inconsistencies found throughout the report may be attributed to personnel changes not properly reflected in the agency's human resources information system during the performance evaluation period.



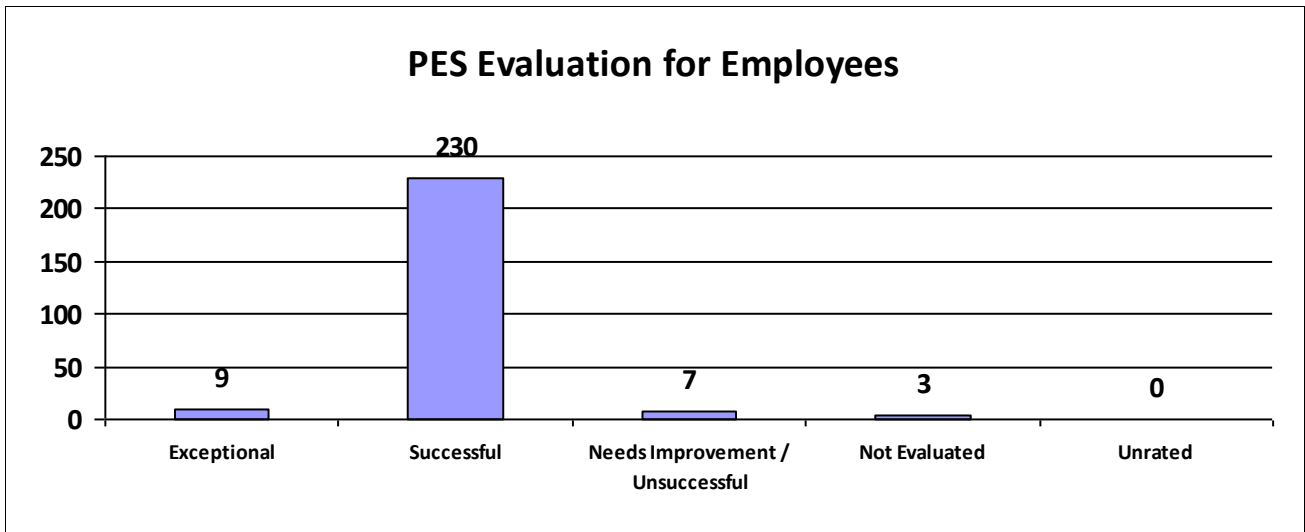
State of Louisiana

STATE CIVIL SERVICE

PES Annual Report - Fiscal Year 2021-2022

Agency: CRT-Office of State Parks

Performance Year 07/01/2021 - 06/30/2022	Total # of Employees	Total %
Number of employees that were rated	249	100%
Number of employees that were unrated	0	0%



Information contained within this report reflects unaudited data provided directly to the Louisiana Department of State Civil Service by each state agency. Inconsistencies found throughout the report may be attributed to personnel changes not properly reflected in the agency's human resources information system during the performance evaluation period.



State of Louisiana

STATE CIVIL SERVICE

PES Annual Report - Fiscal Year 2021-2022

Major Department: DEPT OF TRANSPORTATION AND DEVELOPMENT

Performance Year 07/01/2021 - 06/30/2022	Total # of Employees	Total %
Number of employees that were rated	3,805	100%
Number of employees that were unrated	1	0.03%
Number of employees that were rated Exceptional	520	14%
Number of employees that were rated Successful	3,182	83.63%
Number of employees that were rated Needs Improvement / Unsuccessful	10	0%
Number of employees that were rated Not Evaluated	93	2.44%
Number of employees that were rated Unrated	1	0%

Information contained within this report reflects unaudited data provided directly to the Louisiana Department of State Civil Service by each state agency. Inconsistencies found throughout the report may be attributed to personnel changes not properly reflected in the agency's human resources information system during the performance evaluation period.



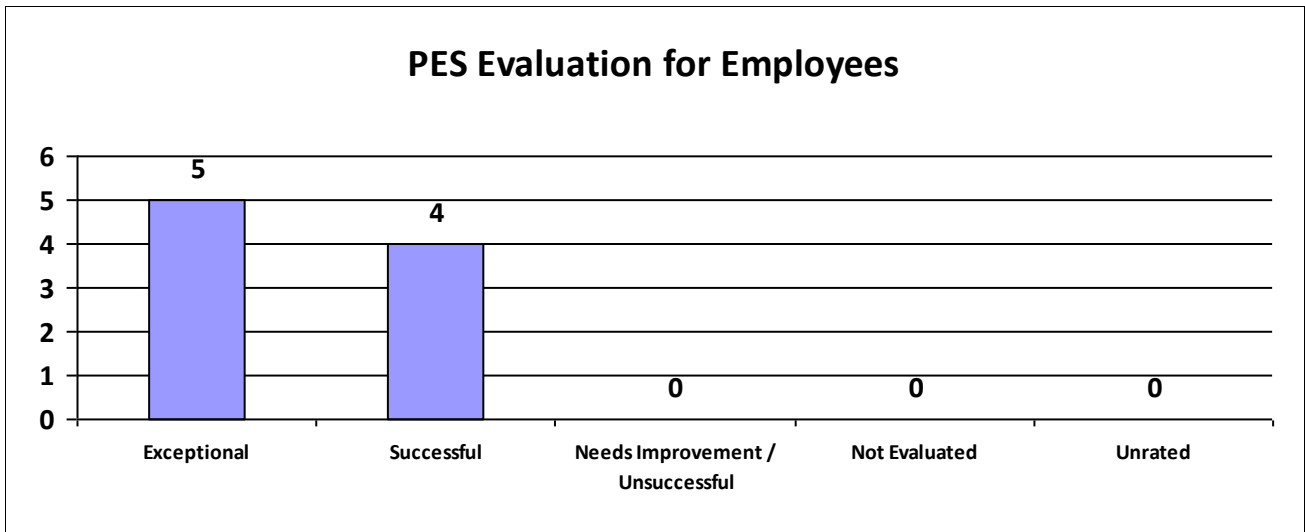
State of Louisiana

STATE CIVIL SERVICE

PES Annual Report - Fiscal Year 2021-2022

Agency: Bd of Reg Prof Eng & Land Surv

Performance Year 07/01/2021 - 06/30/2022	Total # of Employees	Total %
Number of employees that were rated	9	100%
Number of employees that were unrated	0	0%



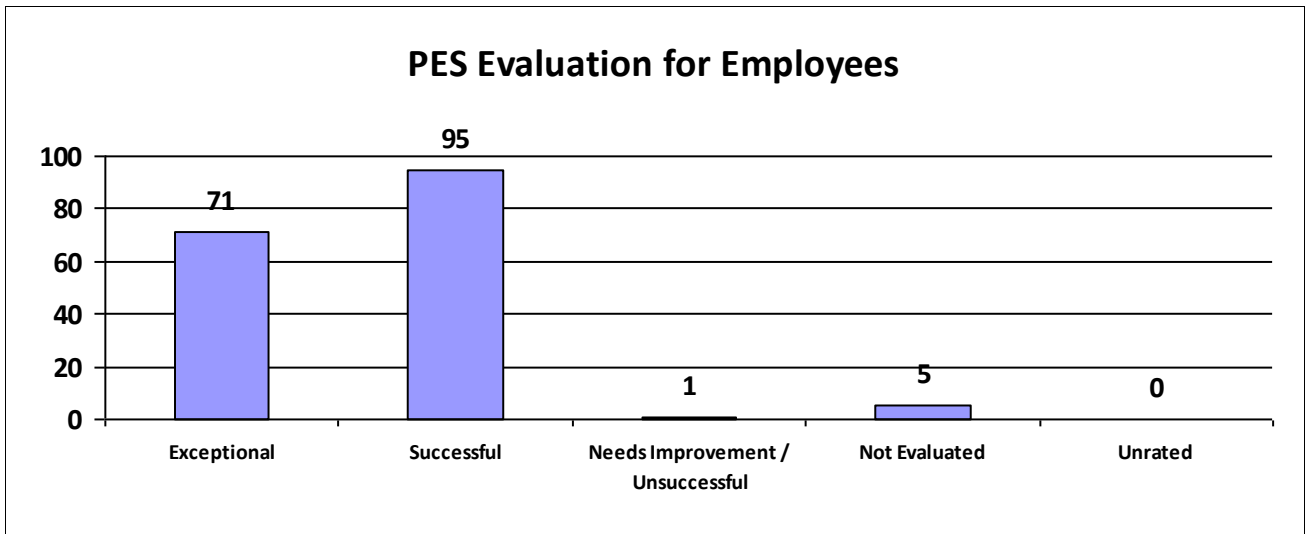
Information contained within this report reflects unaudited data provided directly to the Louisiana Department of State Civil Service by each state agency. Inconsistencies found throughout the report may be attributed to personnel changes not properly reflected in the agency's human resources information system during the performance evaluation period.



State of Louisiana
STATE CIVIL SERVICE
PES Annual Report - Fiscal Year 2021-2022

Agency: DOTD-Administration

Performance Year 07/01/2021 - 06/30/2022	Total # of Employees	Total %
Number of employees that were rated	172	100%
Number of employees that were unrated	0	0%



Information contained within this report reflects unaudited data provided directly to the Louisiana Department of State Civil Service by each state agency. Inconsistencies found throughout the report may be attributed to personnel changes not properly reflected in the agency's human resources information system during the performance evaluation period.



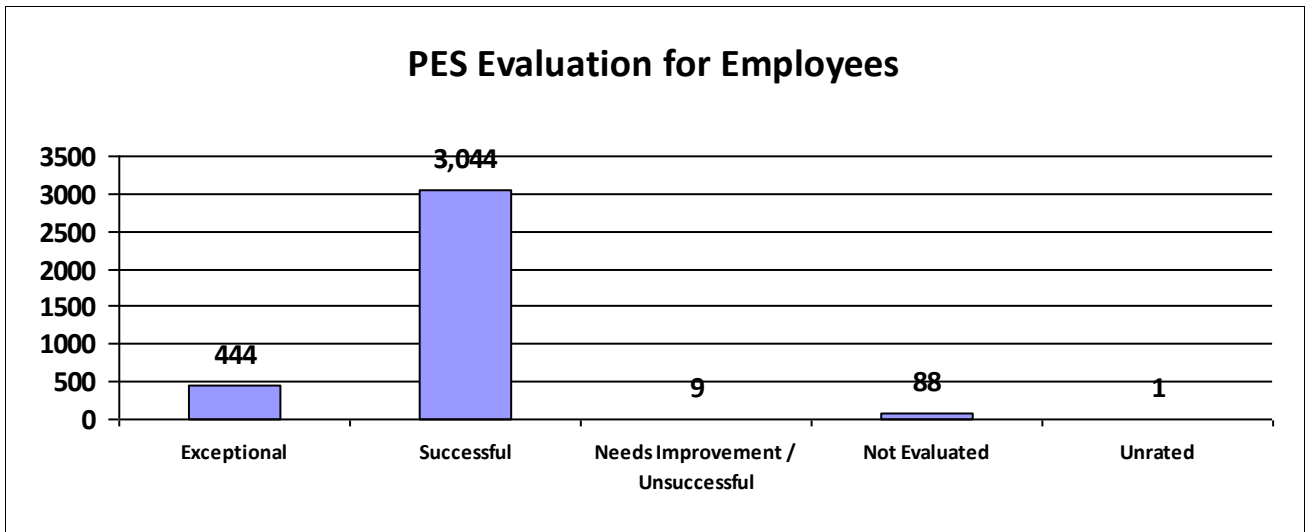
State of Louisiana

STATE CIVIL SERVICE

PES Annual Report - Fiscal Year 2021-2022

Agency: DOTD-Engineering & Operations

Performance Year 07/01/2021 - 06/30/2022	Total # of Employees	Total %
Number of employees that were rated	3,585	100%
Number of employees that were unrated	1	0%



Information contained within this report reflects unaudited data provided directly to the Louisiana Department of State Civil Service by each state agency. Inconsistencies found throughout the report may be attributed to personnel changes not properly reflected in the agency's human resources information system during the performance evaluation period.



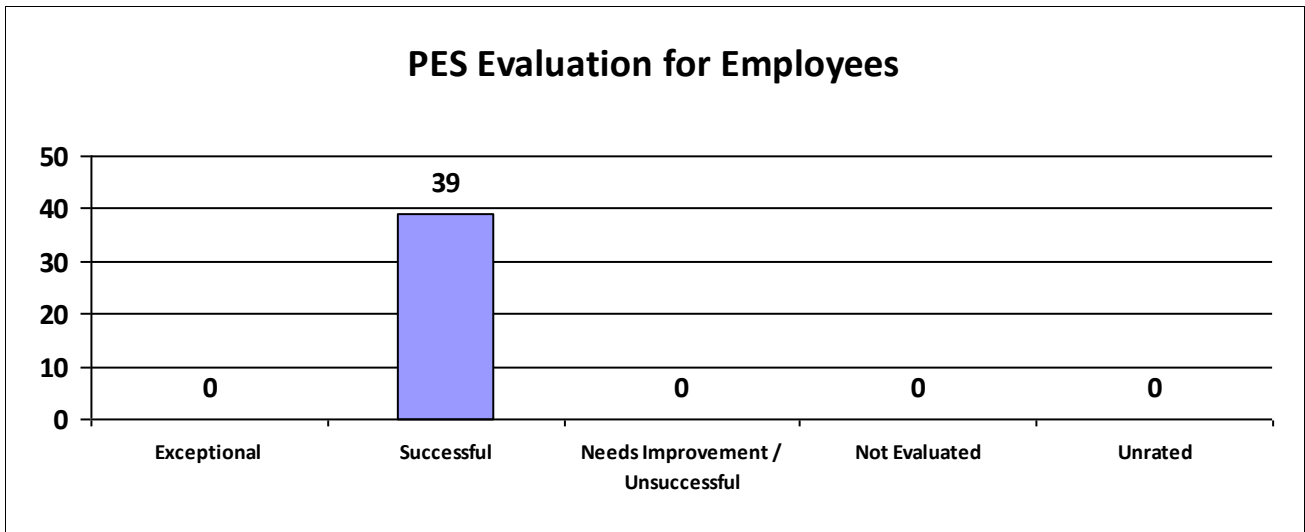
State of Louisiana

STATE CIVIL SERVICE

PES Annual Report - Fiscal Year 2021-2022

Agency: DOTD-Sabine River Authority

Performance Year 07/01/2021 - 06/30/2022	Total # of Employees	Total %
Number of employees that were rated	39	100%
Number of employees that were unrated	0	0%



Information contained within this report reflects unaudited data provided directly to the Louisiana Department of State Civil Service by each state agency. Inconsistencies found throughout the report may be attributed to personnel changes not properly reflected in the agency's human resources information system during the performance evaluation period.



State of Louisiana

STATE CIVIL SERVICE

PES Annual Report - Fiscal Year 2021-2022

Major Department: DIVISION OF ADMINISTRATION

Performance Year 07/01/2021 - 06/30/2022	Total # of Employees	Total %
Number of employees that were rated	143	100%
Number of employees that were unrated	0	0.00%
Number of employees that were rated Exceptional	2	1%
Number of employees that were rated Successful	130	90.91%
Number of employees that were rated Needs Improvement / Unsuccessful	0	0%
Number of employees that were rated Not Evaluated	11	7.69%
Number of employees that were rated Unrated	0	0%

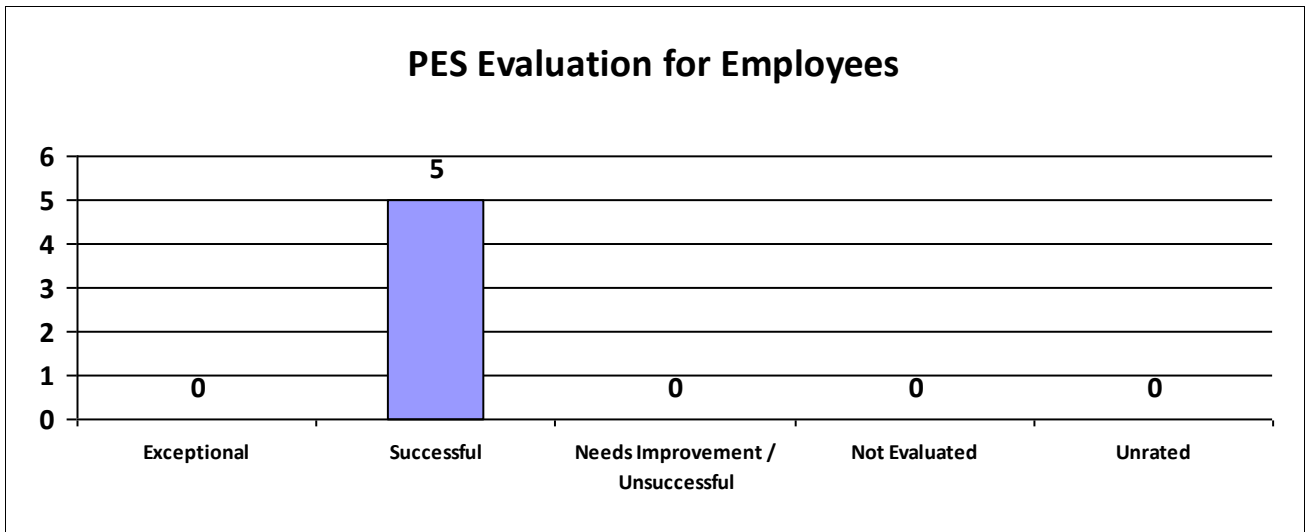
Information contained within this report reflects unaudited data provided directly to the Louisiana Department of State Civil Service by each state agency. Inconsistencies found throughout the report may be attributed to personnel changes not properly reflected in the agency's human resources information system during the performance evaluation period.



State of Louisiana
STATE CIVIL SERVICE
PES Annual Report - Fiscal Year 2021-2022

Agency: DOA-Fed Property Assistance

Performance Year 07/01/2021 - 06/30/2022	Total # of Employees	Total %
Number of employees that were rated	5	100%
Number of employees that were unrated	0	0%



Information contained within this report reflects unaudited data provided directly to the Louisiana Department of State Civil Service by each state agency. Inconsistencies found throughout the report may be attributed to personnel changes not properly reflected in the agency's human resources information system during the performance evaluation period.



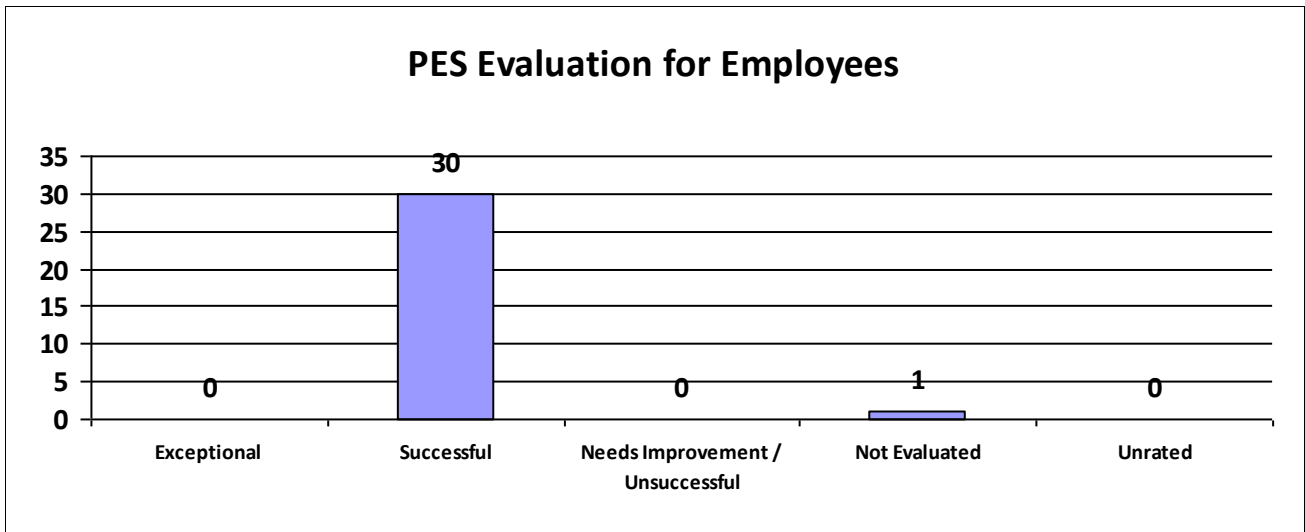
State of Louisiana

STATE CIVIL SERVICE

PES Annual Report - Fiscal Year 2021-2022

Agency: DOA-La Property Assist Agency

Performance Year 07/01/2021 - 06/30/2022	Total # of Employees	Total %
Number of employees that were rated	31	100%
Number of employees that were unrated	0	0%



Information contained within this report reflects unaudited data provided directly to the Louisiana Department of State Civil Service by each state agency. Inconsistencies found throughout the report may be attributed to personnel changes not properly reflected in the agency's human resources information system during the performance evaluation period.



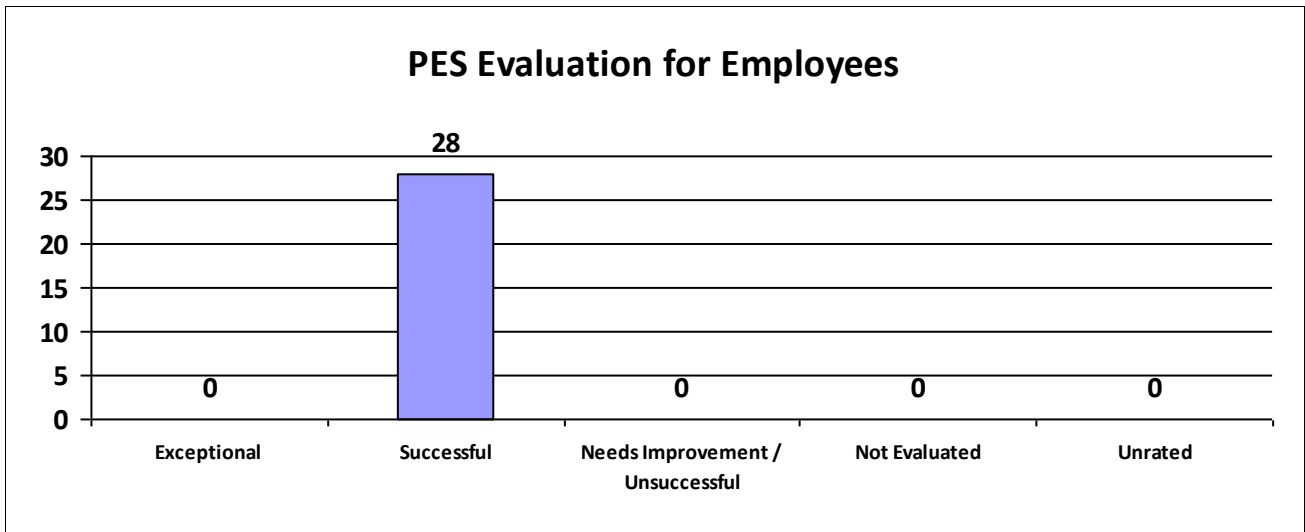
State of Louisiana

STATE CIVIL SERVICE

PES Annual Report - Fiscal Year 2021-2022

Agency: DOA-Louisiana Tax Commission

Performance Year 07/01/2021 - 06/30/2022	Total # of Employees	Total %
Number of employees that were rated	28	100%
Number of employees that were unrated	0	0%



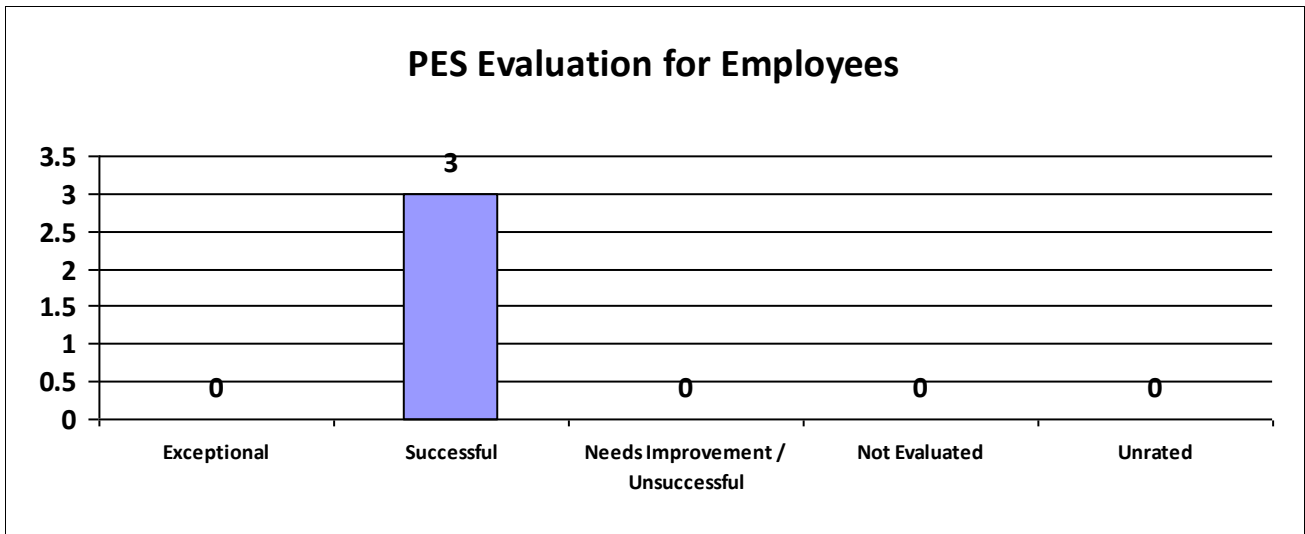
Information contained within this report reflects unaudited data provided directly to the Louisiana Department of State Civil Service by each state agency. Inconsistencies found throughout the report may be attributed to personnel changes not properly reflected in the agency's human resources information system during the performance evaluation period.



State of Louisiana
STATE CIVIL SERVICE
PES Annual Report - Fiscal Year 2021-2022

Agency: DOA-Off of Aircraft Services

Performance Year 07/01/2021 - 06/30/2022	Total # of Employees	Total %
Number of employees that were rated	3	100%
Number of employees that were unrated	0	0%



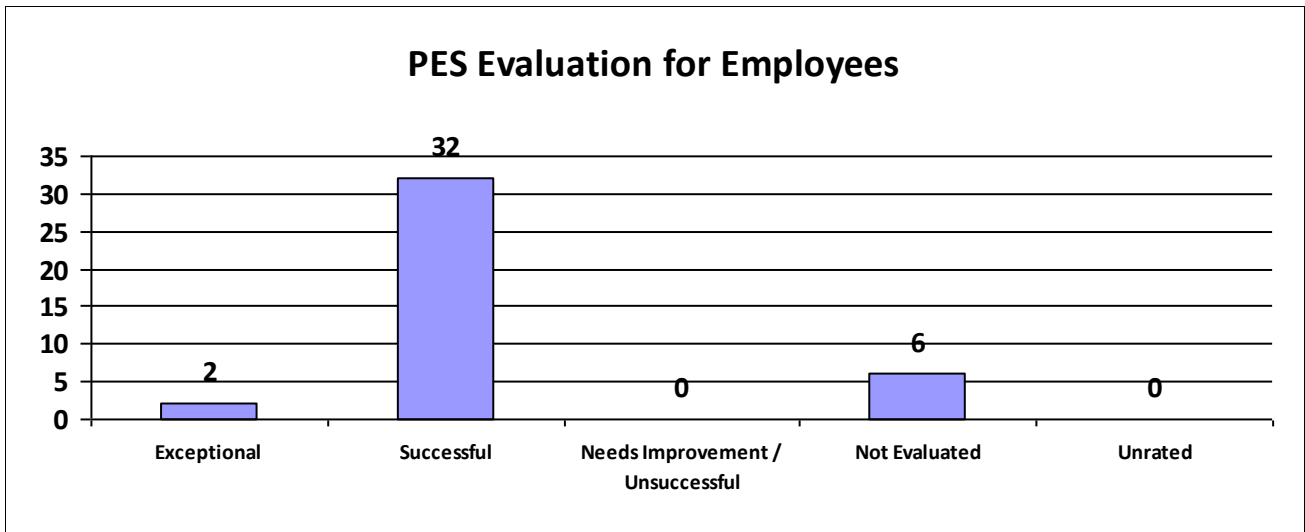
Information contained within this report reflects unaudited data provided directly to the Louisiana Department of State Civil Service by each state agency. Inconsistencies found throughout the report may be attributed to personnel changes not properly reflected in the agency's human resources information system during the performance evaluation period.



State of Louisiana
STATE CIVIL SERVICE
PES Annual Report - Fiscal Year 2021-2022

Agency: DOA-Office of Group Benefits

Performance Year 07/01/2021 - 06/30/2022	Total # of Employees	Total %
Number of employees that were rated	40	100%
Number of employees that were unrated	0	0%



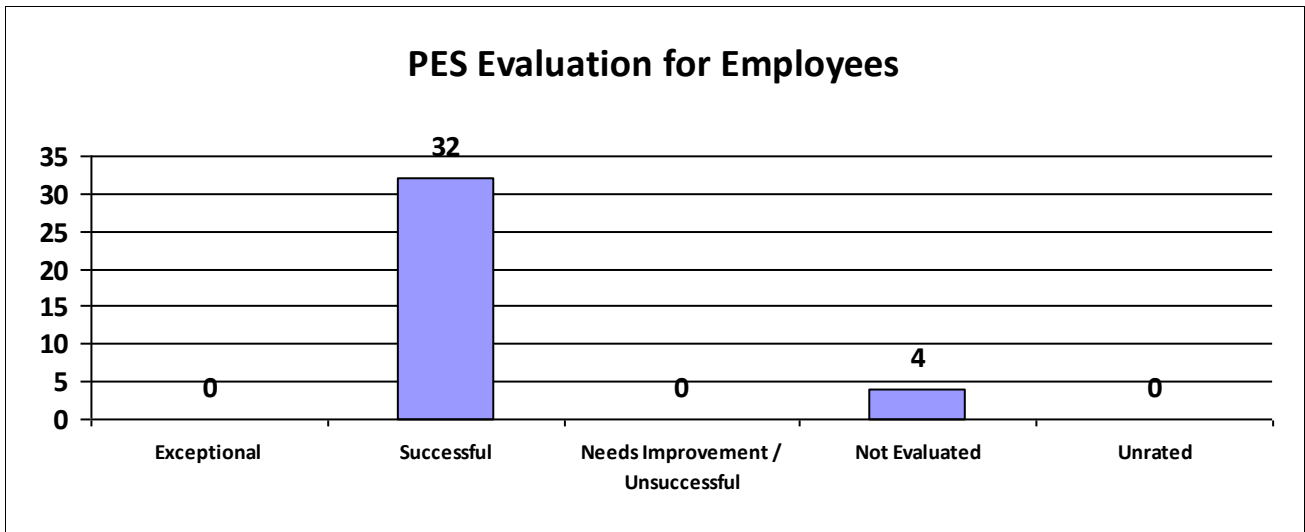
Information contained within this report reflects unaudited data provided directly to the Louisiana Department of State Civil Service by each state agency. Inconsistencies found throughout the report may be attributed to personnel changes not properly reflected in the agency's human resources information system during the performance evaluation period.



State of Louisiana
STATE CIVIL SERVICE
PES Annual Report - Fiscal Year 2021-2022

Agency: DOA-Office of Risk Management

Performance Year 07/01/2021 - 06/30/2022	Total # of Employees	Total %
Number of employees that were rated	36	100%
Number of employees that were unrated	0	0%



Information contained within this report reflects unaudited data provided directly to the Louisiana Department of State Civil Service by each state agency. Inconsistencies found throughout the report may be attributed to personnel changes not properly reflected in the agency's human resources information system during the performance evaluation period.



State of Louisiana

STATE CIVIL SERVICE

PES Annual Report - Fiscal Year 2021-2022

Major Department: EDUCATION - OTHER

Performance Year 07/01/2021 - 06/30/2022	Total # of Employees	Total %
Number of employees that were rated	142	100%
Number of employees that were unrated	0	0.00%
Number of employees that were rated Exceptional	26	18%
Number of employees that were rated Successful	109	76.76%
Number of employees that were rated Needs Improvement / Unsuccessful	4	3%
Number of employees that were rated Not Evaluated	3	2.11%
Number of employees that were rated Unrated	0	0%

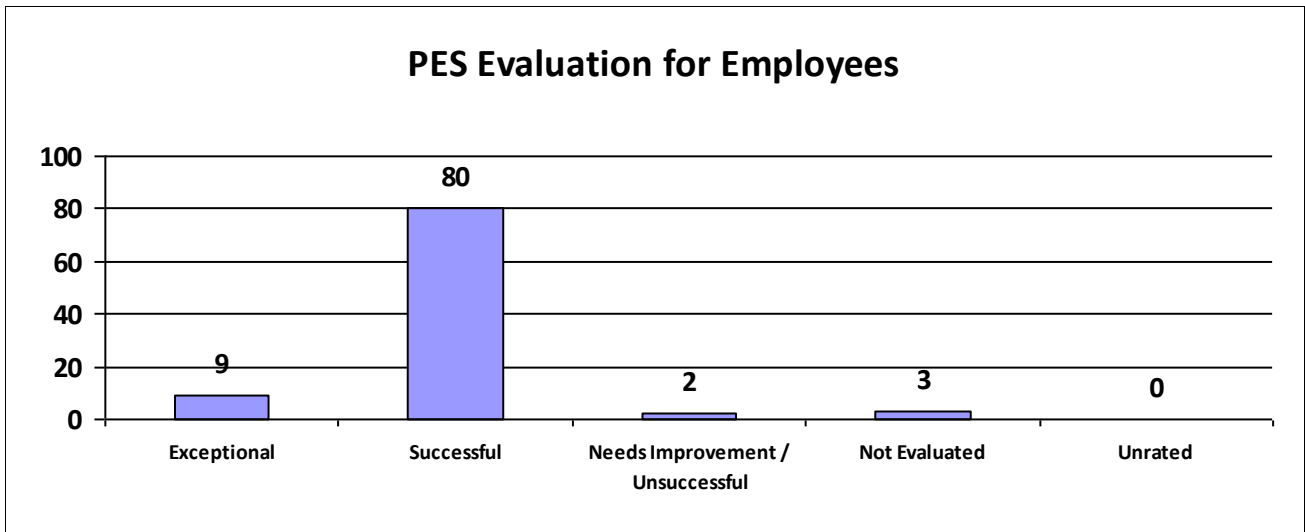
Information contained within this report reflects unaudited data provided directly to the Louisiana Department of State Civil Service by each state agency. Inconsistencies found throughout the report may be attributed to personnel changes not properly reflected in the agency's human resources information system during the performance evaluation period.



State of Louisiana
STATE CIVIL SERVICE
PES Annual Report - Fiscal Year 2021-2022

Agency: SSC - Special School District

Performance Year 07/01/2021 - 06/30/2022	Total # of Employees	Total %
Number of employees that were rated	94	100%
Number of employees that were unrated	0	0%



Information contained within this report reflects unaudited data provided directly to the Louisiana Department of State Civil Service by each state agency. Inconsistencies found throughout the report may be attributed to personnel changes not properly reflected in the agency's human resources information system during the performance evaluation period.



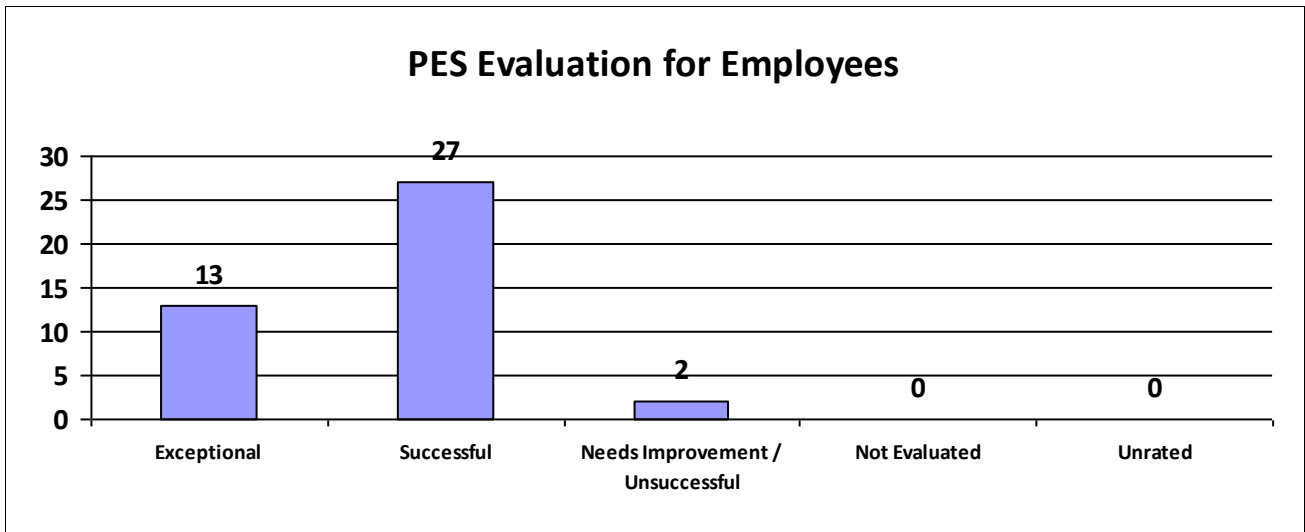
State of Louisiana

STATE CIVIL SERVICE

PES Annual Report - Fiscal Year 2021-2022

Agency: SSC-La Educational TV Author

Performance Year 07/01/2021 - 06/30/2022	Total # of Employees	Total %
Number of employees that were rated	42	100%
Number of employees that were unrated	0	0%



Information contained within this report reflects unaudited data provided directly to the Louisiana Department of State Civil Service by each state agency. Inconsistencies found throughout the report may be attributed to personnel changes not properly reflected in the agency's human resources information system during the performance evaluation period.



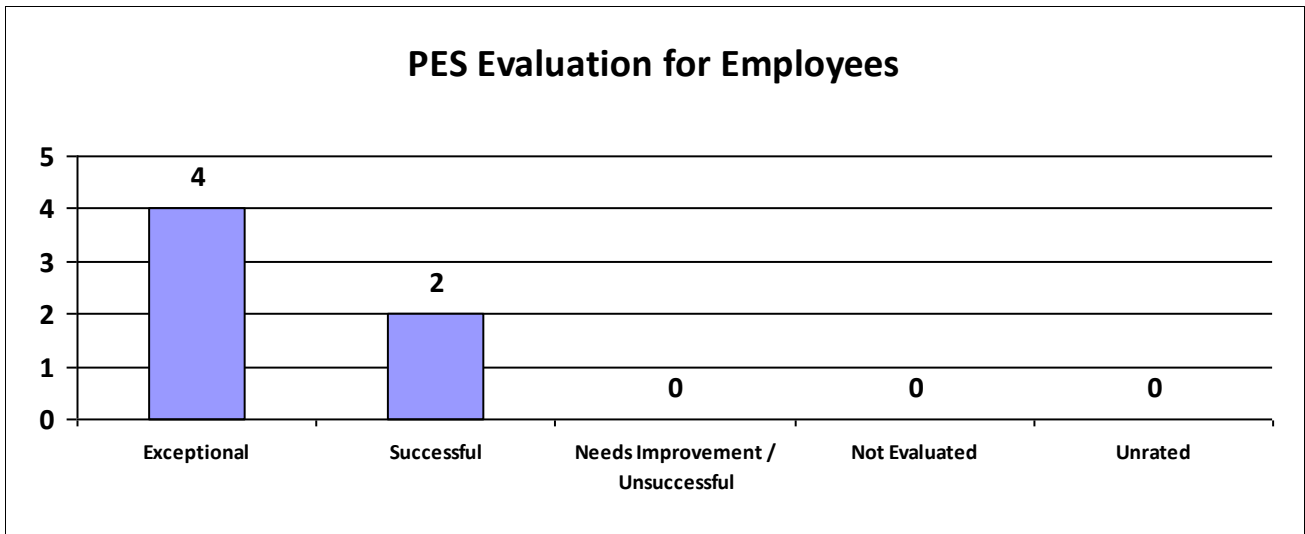
State of Louisiana

STATE CIVIL SERVICE

PES Annual Report - Fiscal Year 2021-2022

Agency: SSC-N O Ctr for Creative Arts

Performance Year 07/01/2021 - 06/30/2022	Total # of Employees	Total %
Number of employees that were rated	6	100%
Number of employees that were unrated	0	0%



Information contained within this report reflects unaudited data provided directly to the Louisiana Department of State Civil Service by each state agency. Inconsistencies found throughout the report may be attributed to personnel changes not properly reflected in the agency's human resources information system during the performance evaluation period.



State of Louisiana

STATE CIVIL SERVICE

PES Annual Report - Fiscal Year 2021-2022

Major Department: EXECUTIVE DEPARTMENT / BOARDS

Performance Year 07/01/2021 - 06/30/2022	Total # of Employees	Total %
Number of employees that were rated	1,939	100%
Number of employees that were unrated	0	0.00%
Number of employees that were rated Exceptional	156	8%
Number of employees that were rated Successful	1,713	88.34%
Number of employees that were rated Needs Improvement / Unsuccessful	9	0%
Number of employees that were rated Not Evaluated	61	3.15%
Number of employees that were rated Unrated	0	0%

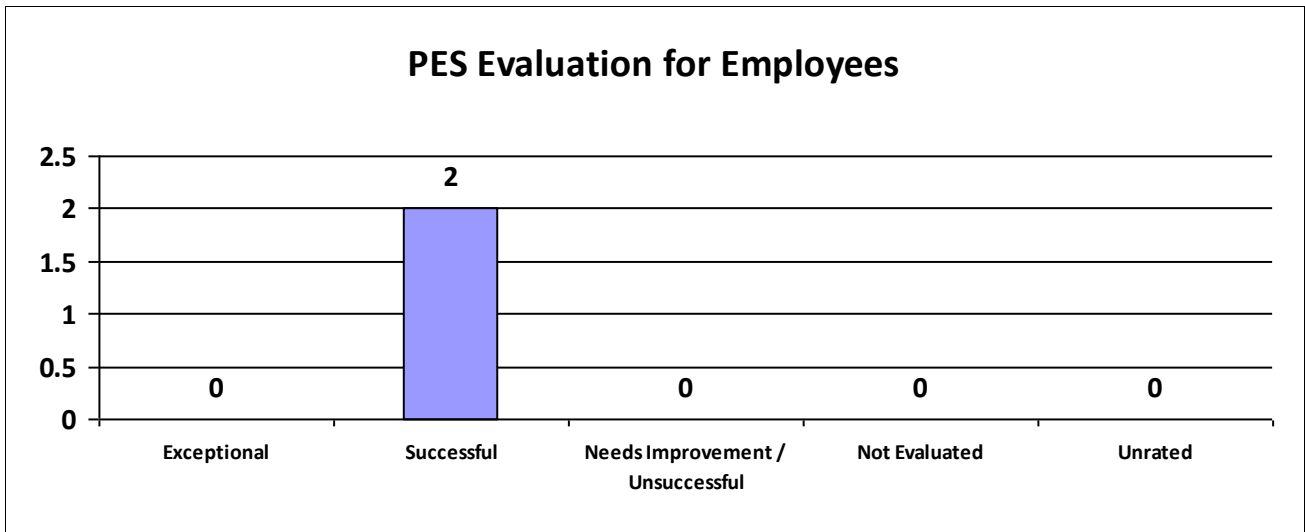
Information contained within this report reflects unaudited data provided directly to the Louisiana Department of State Civil Service by each state agency. Inconsistencies found throughout the report may be attributed to personnel changes not properly reflected in the agency's human resources information system during the performance evaluation period.



State of Louisiana
STATE CIVIL SERVICE
PES Annual Report - Fiscal Year 2021-2022

Agency: Arch Examrs La St Bd /Gov

Performance Year 07/01/2021 - 06/30/2022	Total # of Employees	Total %
Number of employees that were rated	2	100%
Number of employees that were unrated	0	0%



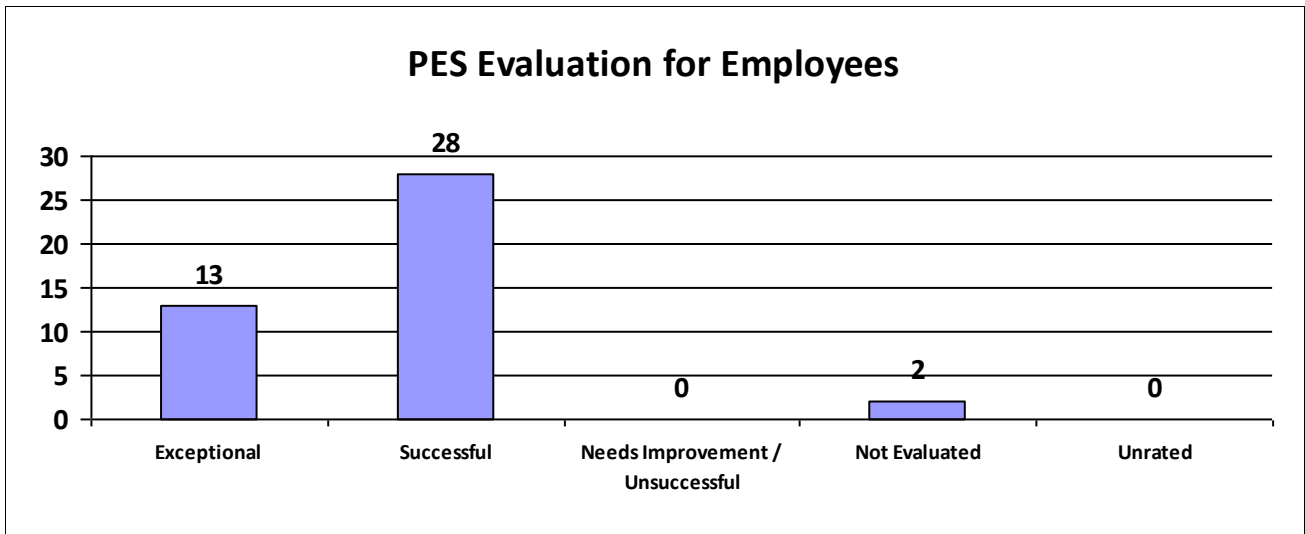
Information contained within this report reflects unaudited data provided directly to the Louisiana Department of State Civil Service by each state agency. Inconsistencies found throughout the report may be attributed to personnel changes not properly reflected in the agency's human resources information system during the performance evaluation period.



State of Louisiana
STATE CIVIL SERVICE
PES Annual Report - Fiscal Year 2021-2022

Agency: Contractor Lic Bd La St /Gov

Performance Year 07/01/2021 - 06/30/2022	Total # of Employees	Total %
Number of employees that were rated	43	100%
Number of employees that were unrated	0	0%



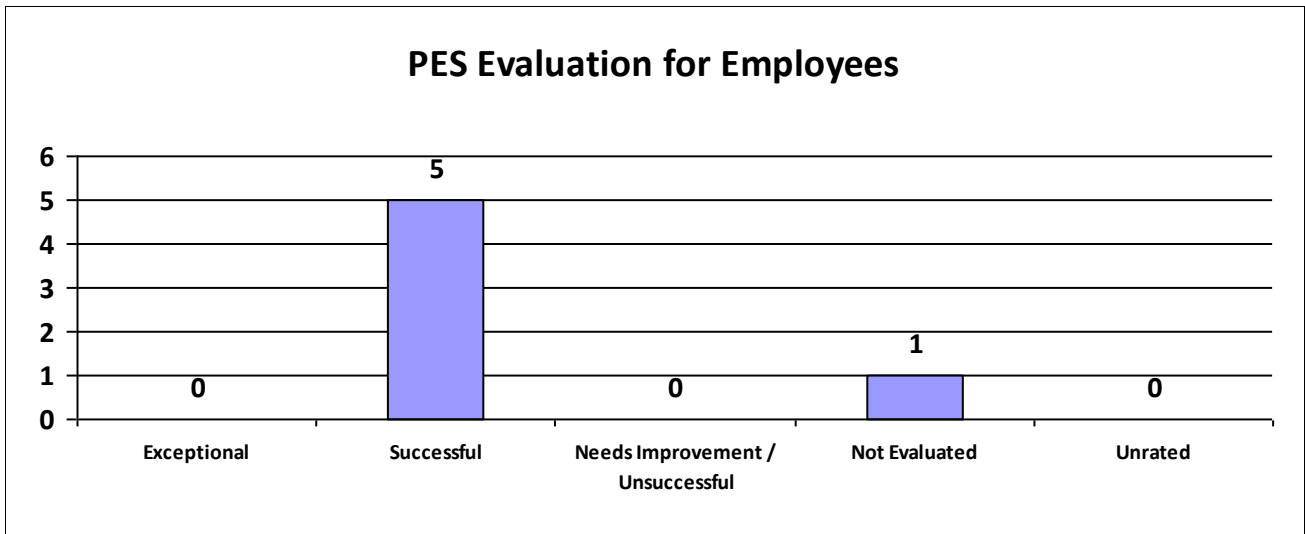
Information contained within this report reflects unaudited data provided directly to the Louisiana Department of State Civil Service by each state agency. Inconsistencies found throughout the report may be attributed to personnel changes not properly reflected in the agency's human resources information system during the performance evaluation period.



State of Louisiana
STATE CIVIL SERVICE
PES Annual Report - Fiscal Year 2021-2022

Agency: CPAs La St Bd /Gov

Performance Year 07/01/2021 - 06/30/2022	Total # of Employees	Total %
Number of employees that were rated	6	100%
Number of employees that were unrated	0	0%



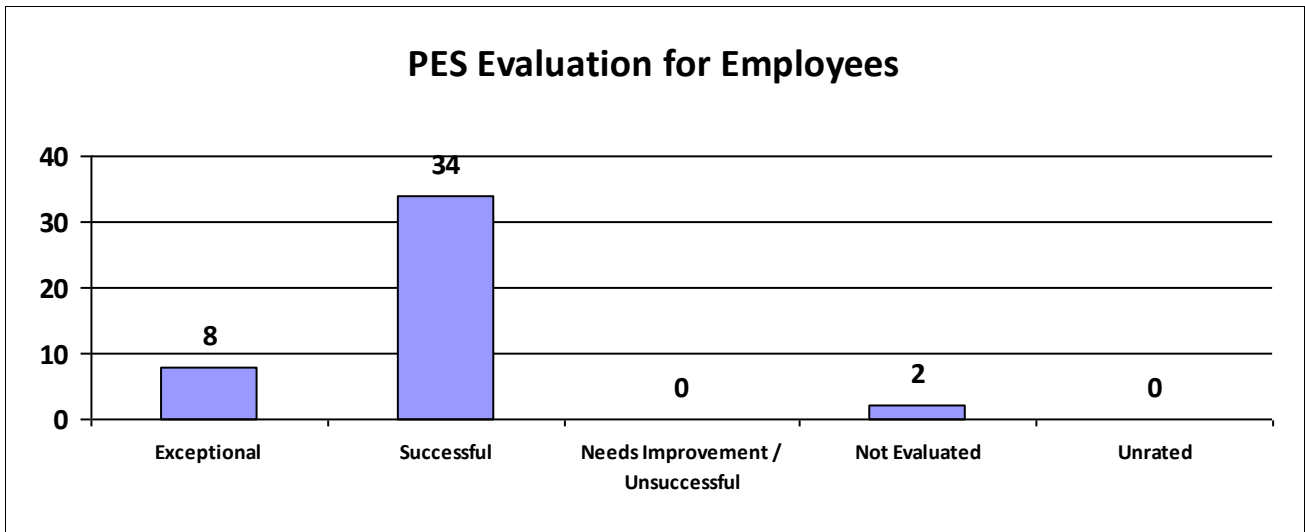
Information contained within this report reflects unaudited data provided directly to the Louisiana Department of State Civil Service by each state agency. Inconsistencies found throughout the report may be attributed to personnel changes not properly reflected in the agency's human resources information system during the performance evaluation period.



State of Louisiana
STATE CIVIL SERVICE
PES Annual Report - Fiscal Year 2021-2022

Agency: CS-Div of Administrative Law

Performance Year 07/01/2021 - 06/30/2022	Total # of Employees	Total %
Number of employees that were rated	44	100%
Number of employees that were unrated	0	0%



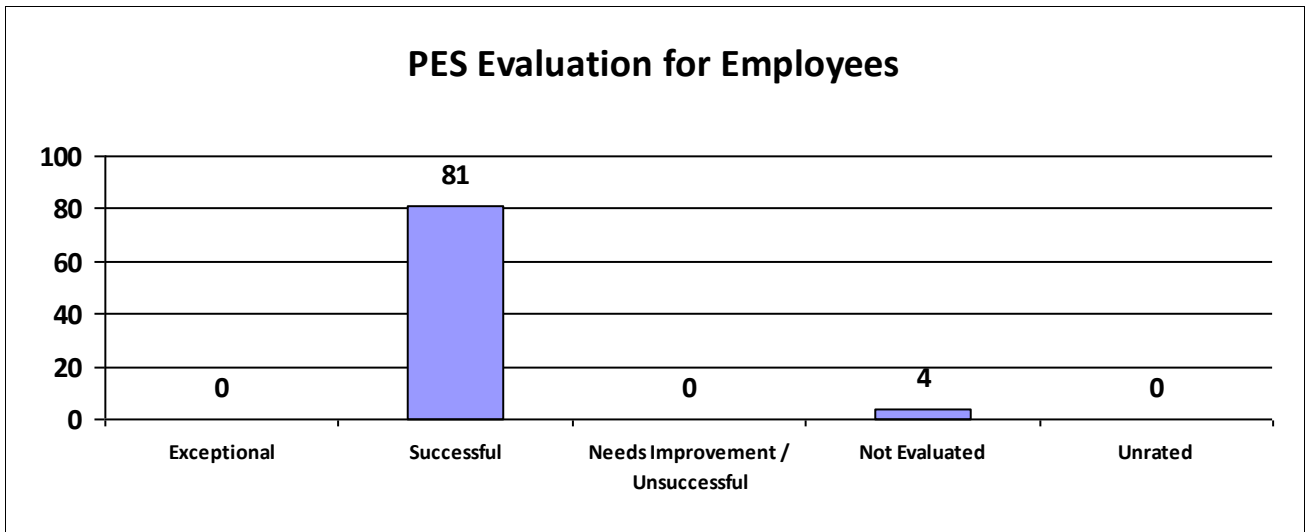
Information contained within this report reflects unaudited data provided directly to the Louisiana Department of State Civil Service by each state agency. Inconsistencies found throughout the report may be attributed to personnel changes not properly reflected in the agency's human resources information system during the performance evaluation period.



State of Louisiana
STATE CIVIL SERVICE
PES Annual Report - Fiscal Year 2021-2022

Agency: DOA-Office Of St Procurement

Performance Year 07/01/2021 - 06/30/2022	Total # of Employees	Total %
Number of employees that were rated	85	100%
Number of employees that were unrated	0	0%



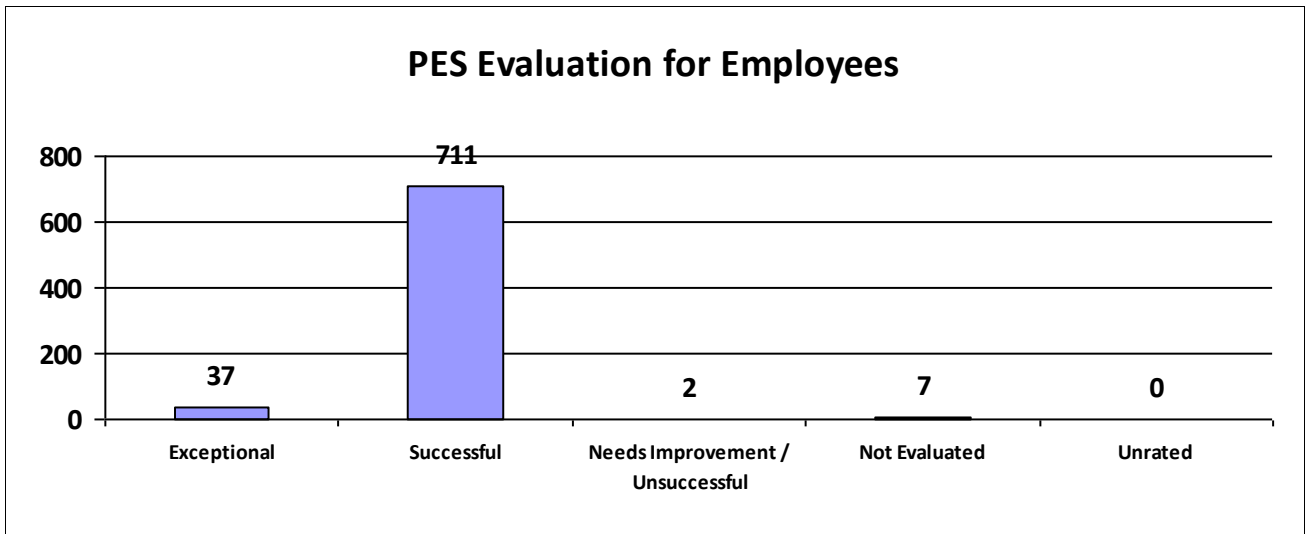
Information contained within this report reflects unaudited data provided directly to the Louisiana Department of State Civil Service by each state agency. Inconsistencies found throughout the report may be attributed to personnel changes not properly reflected in the agency's human resources information system during the performance evaluation period.



State of Louisiana
STATE CIVIL SERVICE
PES Annual Report - Fiscal Year 2021-2022

Agency: DOA-Office of Technology Svcs

Performance Year 07/01/2021 - 06/30/2022	Total # of Employees	Total %
Number of employees that were rated	757	100%
Number of employees that were unrated	0	0%



Information contained within this report reflects unaudited data provided directly to the Louisiana Department of State Civil Service by each state agency. Inconsistencies found throughout the report may be attributed to personnel changes not properly reflected in the agency's human resources information system during the performance evaluation period.



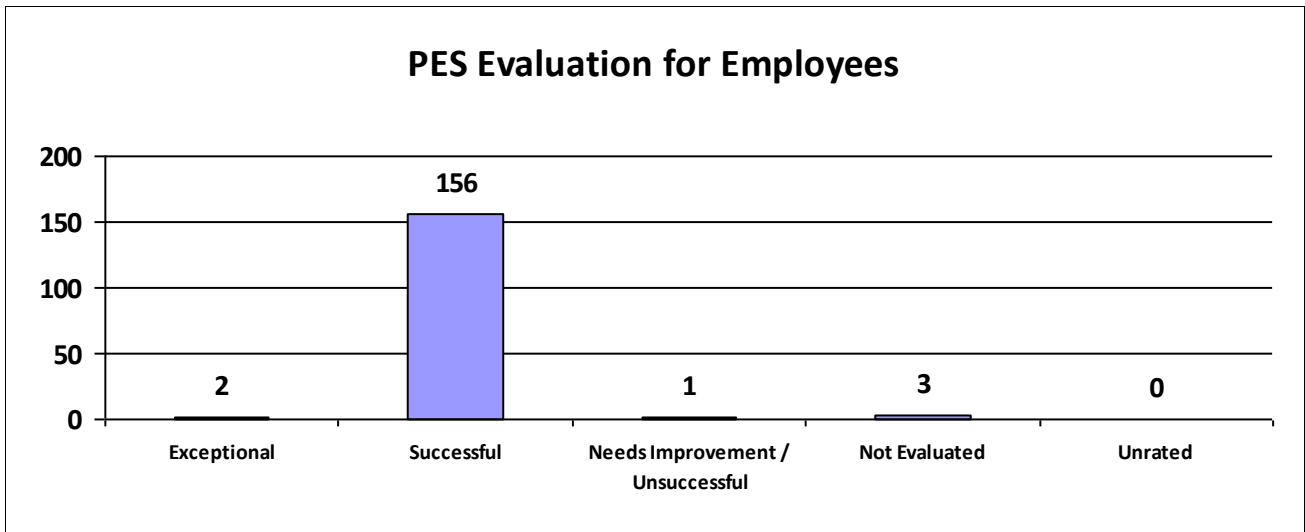
State of Louisiana

STATE CIVIL SERVICE

PES Annual Report - Fiscal Year 2021-2022

Agency: GOV-Coast Prot & Restor Auth

Performance Year 07/01/2021 - 06/30/2022	Total # of Employees	Total %
Number of employees that were rated	162	100%
Number of employees that were unrated	0	0%



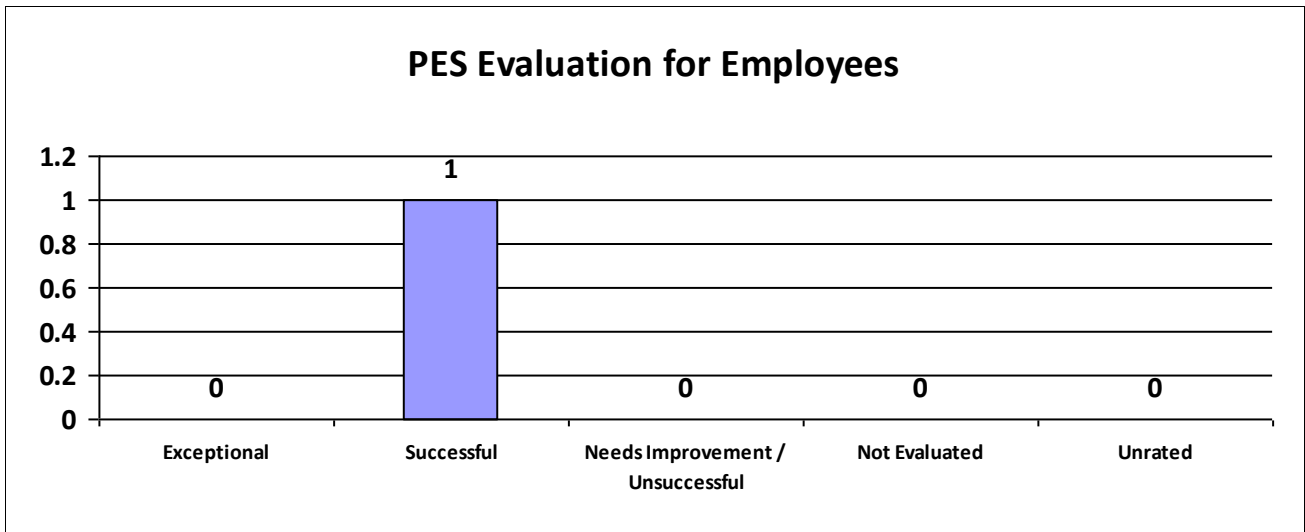
Information contained within this report reflects unaudited data provided directly to the Louisiana Department of State Civil Service by each state agency. Inconsistencies found throughout the report may be attributed to personnel changes not properly reflected in the agency's human resources information system during the performance evaluation period.



State of Louisiana
STATE CIVIL SERVICE
PES Annual Report - Fiscal Year 2021-2022

Agency: Gov-Dept of Military Affairs

Performance Year 07/01/2021 - 06/30/2022	Total # of Employees	Total %
Number of employees that were rated	1	100%
Number of employees that were unrated	0	0%



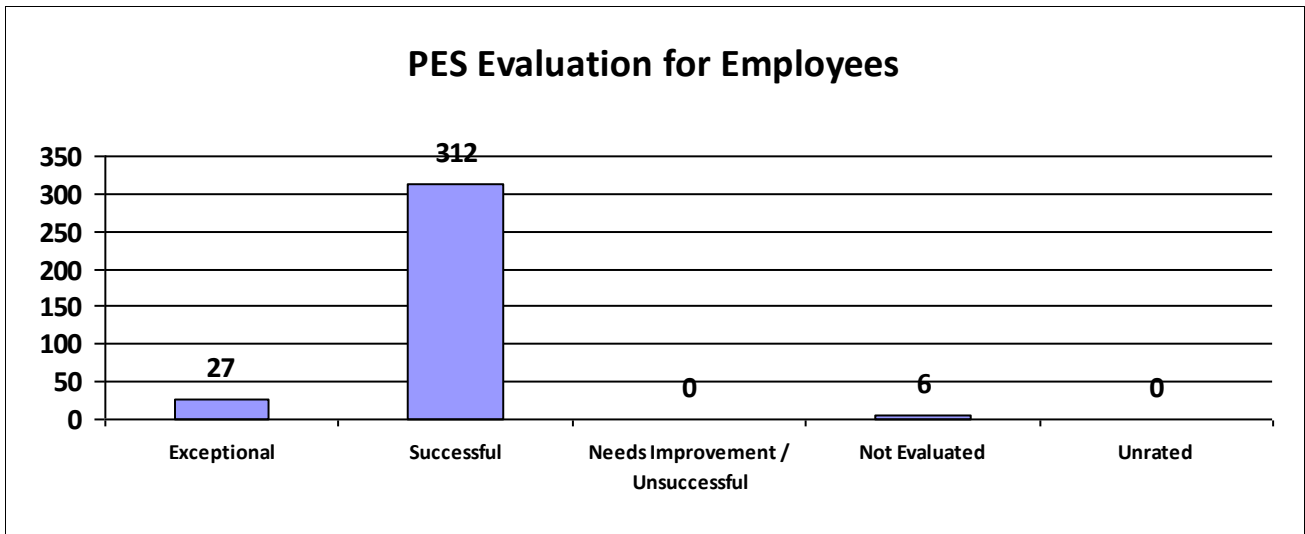
Information contained within this report reflects unaudited data provided directly to the Louisiana Department of State Civil Service by each state agency. Inconsistencies found throughout the report may be attributed to personnel changes not properly reflected in the agency's human resources information system during the performance evaluation period.



State of Louisiana
STATE CIVIL SERVICE
PES Annual Report - Fiscal Year 2021-2022

Agency: Gov-Div of Administration

Performance Year 07/01/2021 - 06/30/2022	Total # of Employees	Total %
Number of employees that were rated	345	100%
Number of employees that were unrated	0	0%



Information contained within this report reflects unaudited data provided directly to the Louisiana Department of State Civil Service by each state agency. Inconsistencies found throughout the report may be attributed to personnel changes not properly reflected in the agency's human resources information system during the performance evaluation period.



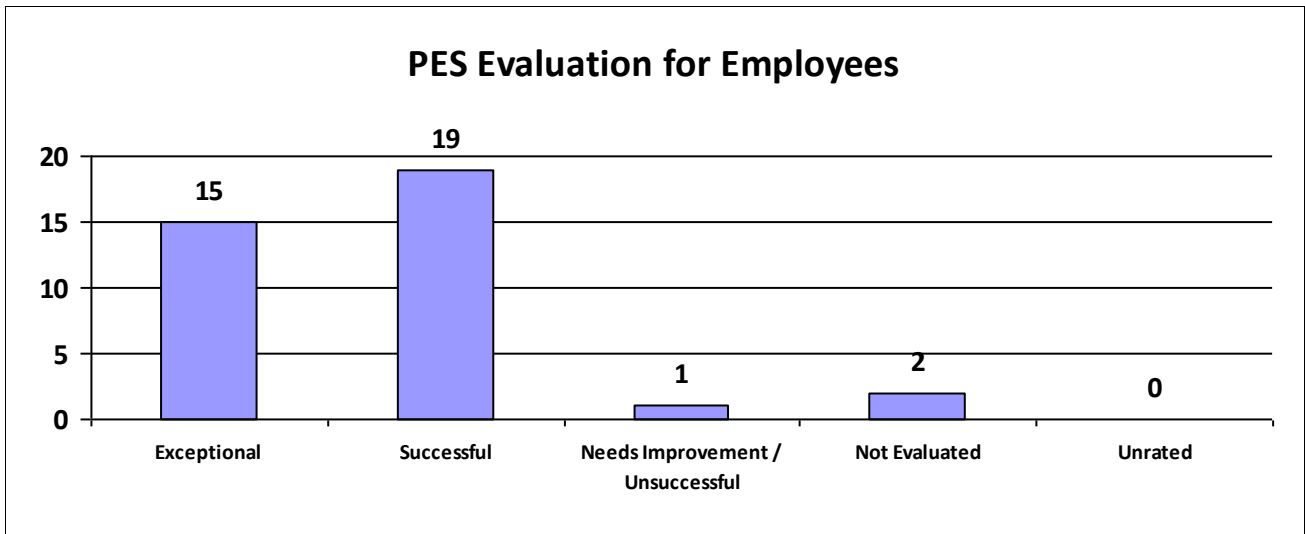
State of Louisiana

STATE CIVIL SERVICE

PES Annual Report - Fiscal Year 2021-2022

Agency: Gov-La Comm Law Enforce Adm CJ

Performance Year 07/01/2021 - 06/30/2022	Total # of Employees	Total %
Number of employees that were rated	37	100%
Number of employees that were unrated	0	0%



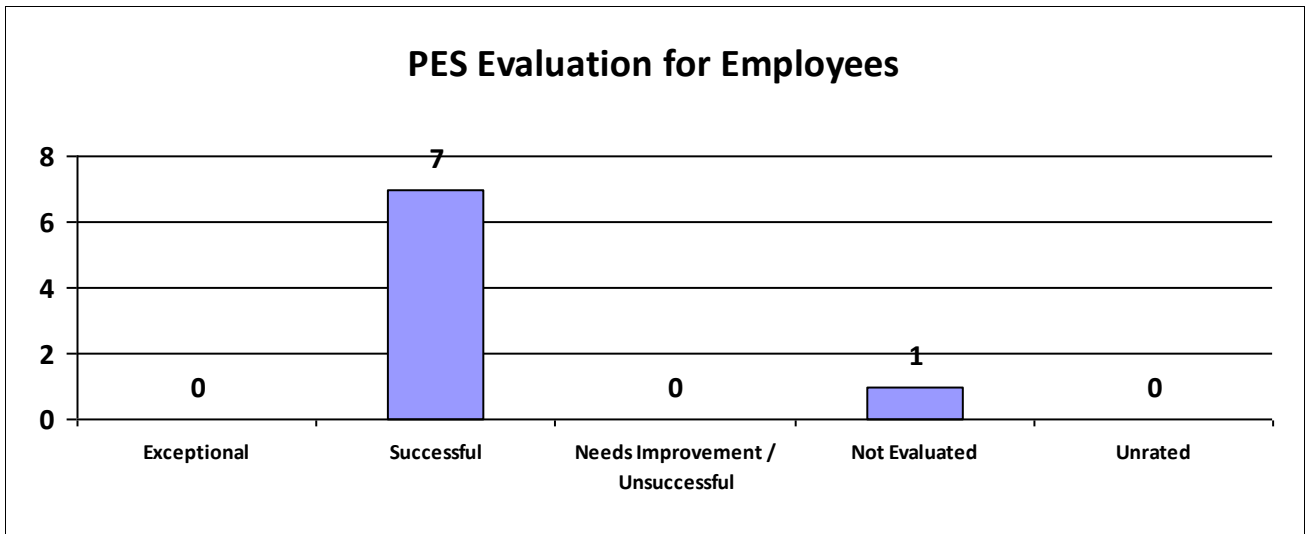
Information contained within this report reflects unaudited data provided directly to the Louisiana Department of State Civil Service by each state agency. Inconsistencies found throughout the report may be attributed to personnel changes not properly reflected in the agency's human resources information system during the performance evaluation period.



State of Louisiana
STATE CIVIL SERVICE
PES Annual Report - Fiscal Year 2021-2022

Agency: Gov-LA Public Defender Board

Performance Year 07/01/2021 - 06/30/2022	Total # of Employees	Total %
Number of employees that were rated	8	100%
Number of employees that were unrated	0	0%



Information contained within this report reflects unaudited data provided directly to the Louisiana Department of State Civil Service by each state agency. Inconsistencies found throughout the report may be attributed to personnel changes not properly reflected in the agency's human resources information system during the performance evaluation period.



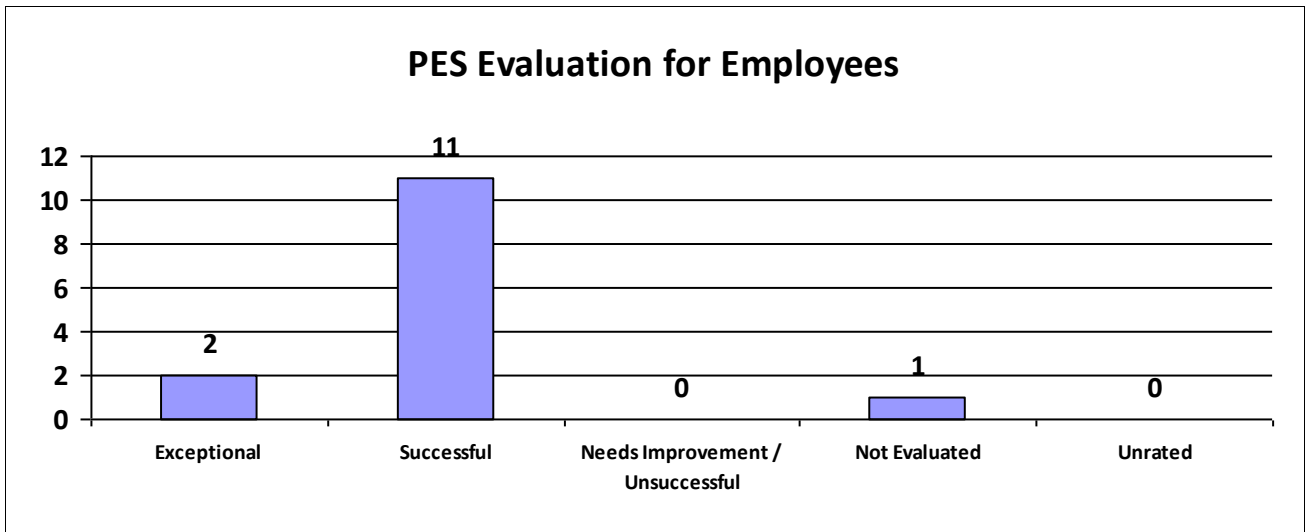
State of Louisiana

STATE CIVIL SERVICE

PES Annual Report - Fiscal Year 2021-2022

Agency: GOV-La St Racing Commission

Performance Year 07/01/2021 - 06/30/2022	Total # of Employees	Total %
Number of employees that were rated	14	100%
Number of employees that were unrated	0	0%



Information contained within this report reflects unaudited data provided directly to the Louisiana Department of State Civil Service by each state agency. Inconsistencies found throughout the report may be attributed to personnel changes not properly reflected in the agency's human resources information system during the performance evaluation period.



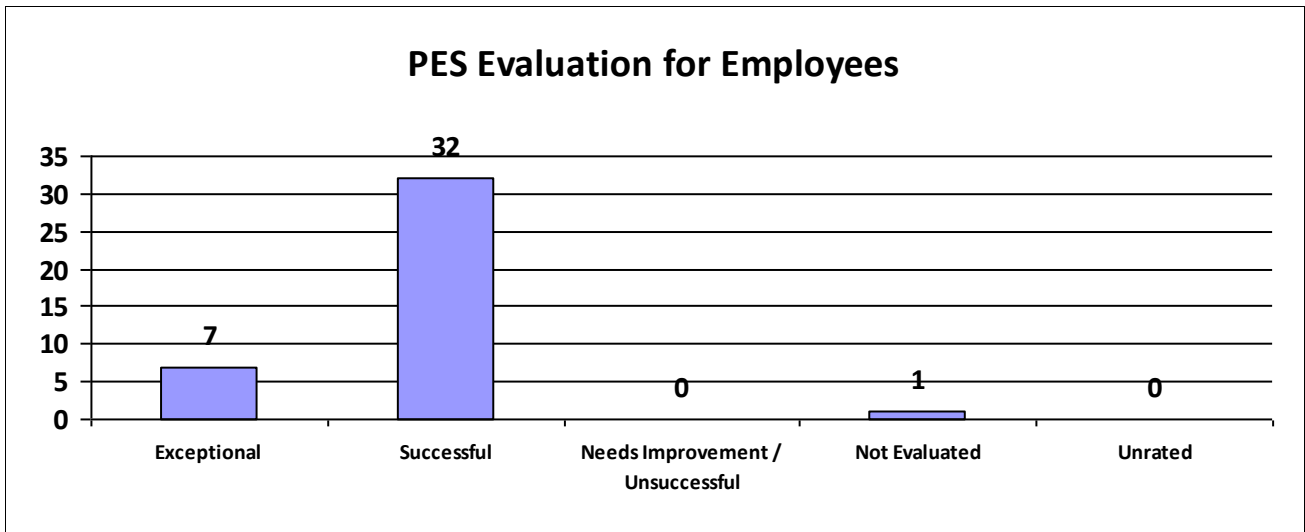
State of Louisiana

STATE CIVIL SERVICE

PES Annual Report - Fiscal Year 2021-2022

Agency: Gov-Mental Health Advocacy Ser

Performance Year 07/01/2021 - 06/30/2022	Total # of Employees	Total %
Number of employees that were rated	40	100%
Number of employees that were unrated	0	0%



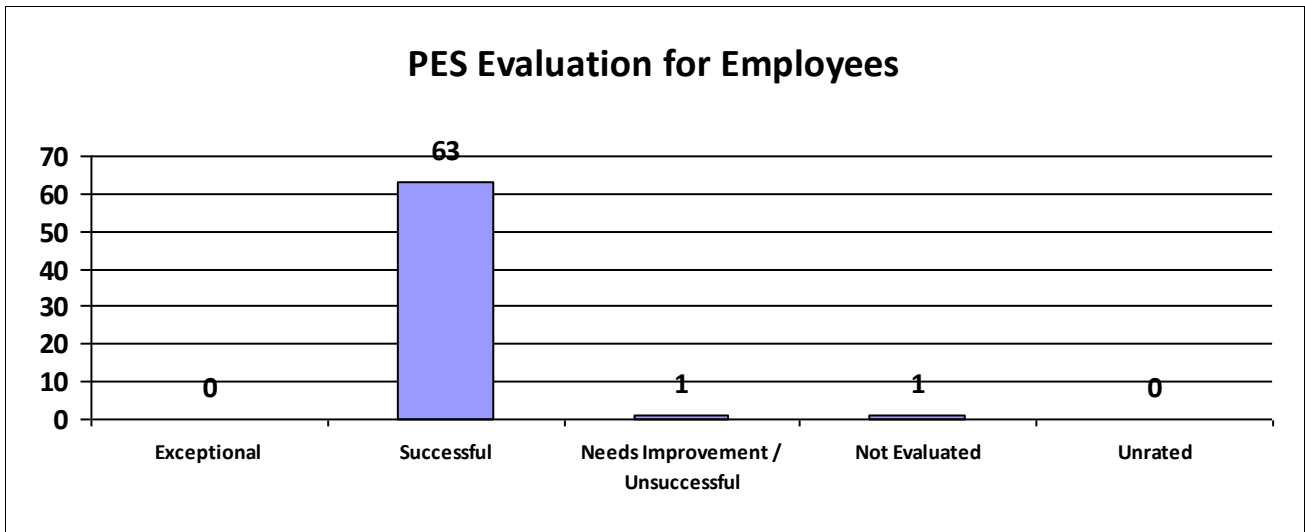
Information contained within this report reflects unaudited data provided directly to the Louisiana Department of State Civil Service by each state agency. Inconsistencies found throughout the report may be attributed to personnel changes not properly reflected in the agency's human resources information system during the performance evaluation period.



State of Louisiana
STATE CIVIL SERVICE
PES Annual Report - Fiscal Year 2021-2022

Agency: Gov-Office of Elderly Affairs

Performance Year 07/01/2021 - 06/30/2022	Total # of Employees	Total %
Number of employees that were rated	65	100%
Number of employees that were unrated	0	0%



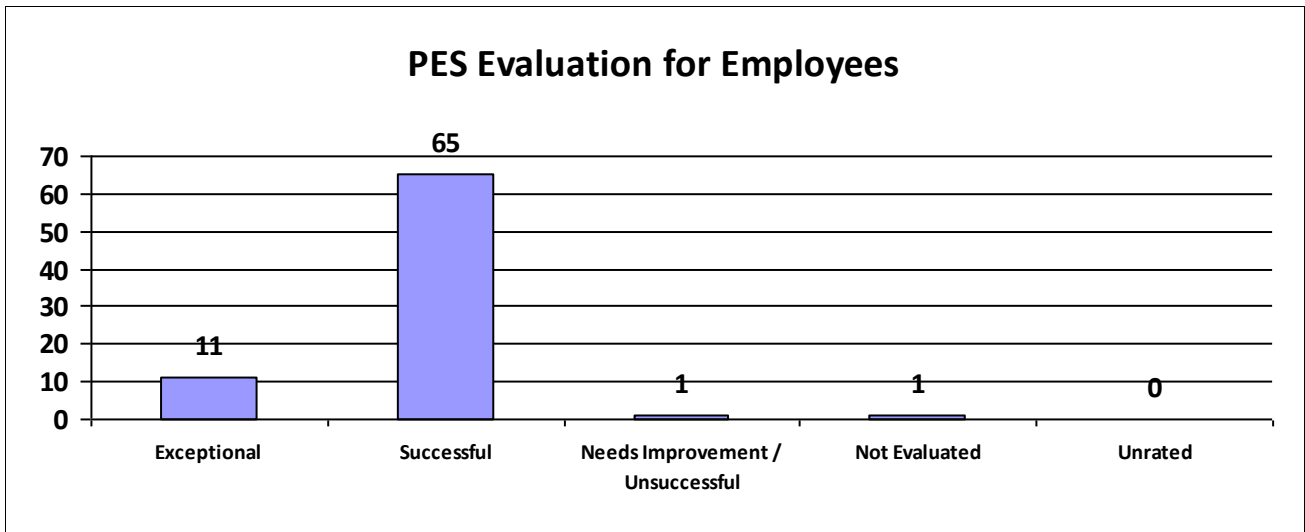
Information contained within this report reflects unaudited data provided directly to the Louisiana Department of State Civil Service by each state agency. Inconsistencies found throughout the report may be attributed to personnel changes not properly reflected in the agency's human resources information system during the performance evaluation period.



State of Louisiana
STATE CIVIL SERVICE
PES Annual Report - Fiscal Year 2021-2022

Agency: GOV-Office of Financial Instit

Performance Year 07/01/2021 - 06/30/2022	Total # of Employees	Total %
Number of employees that were rated	78	100%
Number of employees that were unrated	0	0%



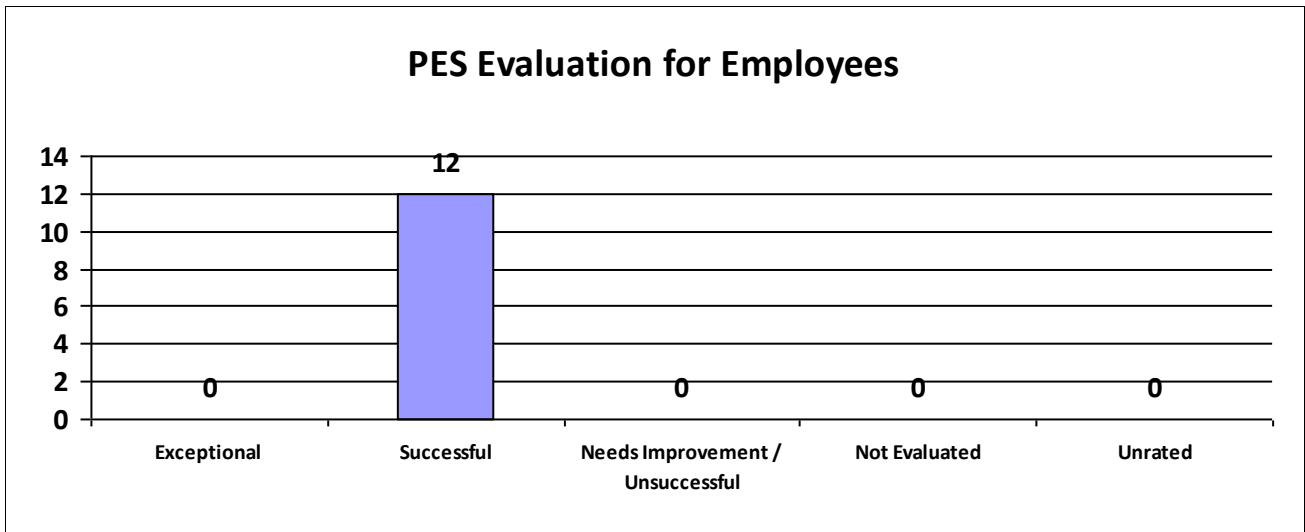
Information contained within this report reflects unaudited data provided directly to the Louisiana Department of State Civil Service by each state agency. Inconsistencies found throughout the report may be attributed to personnel changes not properly reflected in the agency's human resources information system during the performance evaluation period.



State of Louisiana
STATE CIVIL SERVICE
PES Annual Report - Fiscal Year 2021-2022

Agency: Gov-Office of Inspector Gen

Performance Year 07/01/2021 - 06/30/2022	Total # of Employees	Total %
Number of employees that were rated	12	100%
Number of employees that were unrated	0	0%



Information contained within this report reflects unaudited data provided directly to the Louisiana Department of State Civil Service by each state agency. Inconsistencies found throughout the report may be attributed to personnel changes not properly reflected in the agency's human resources information system during the performance evaluation period.



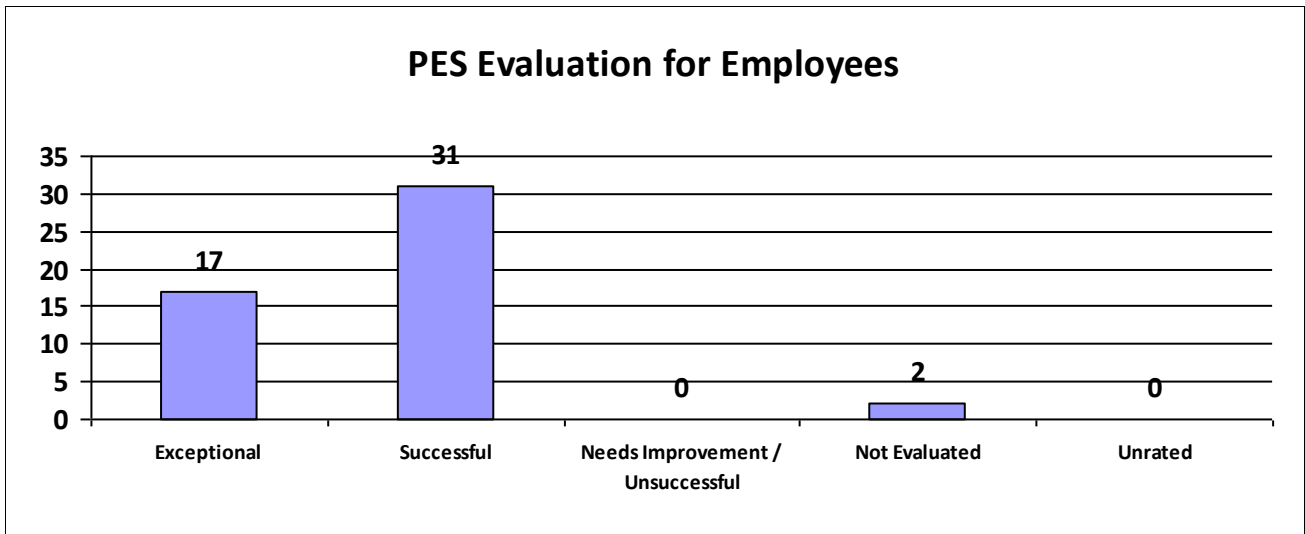
State of Louisiana

STATE CIVIL SERVICE

PES Annual Report - Fiscal Year 2021-2022

Agency: La Patients Compensation Fund

Performance Year 07/01/2021 - 06/30/2022	Total # of Employees	Total %
Number of employees that were rated	50	100%
Number of employees that were unrated	0	0%



Information contained within this report reflects unaudited data provided directly to the Louisiana Department of State Civil Service by each state agency. Inconsistencies found throughout the report may be attributed to personnel changes not properly reflected in the agency's human resources information system during the performance evaluation period.



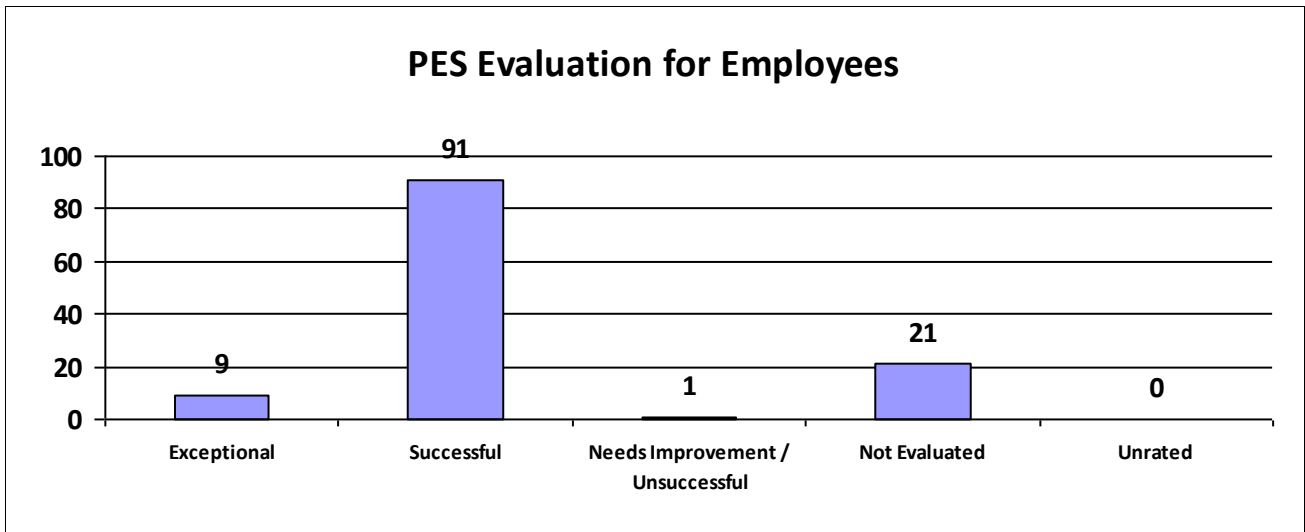
State of Louisiana

STATE CIVIL SERVICE

PES Annual Report - Fiscal Year 2021-2022

Agency: Louisiana Housing Corporation

Performance Year 07/01/2021 - 06/30/2022	Total # of Employees	Total %
Number of employees that were rated	122	100%
Number of employees that were unrated	0	0%



Information contained within this report reflects unaudited data provided directly to the Louisiana Department of State Civil Service by each state agency. Inconsistencies found throughout the report may be attributed to personnel changes not properly reflected in the agency's human resources information system during the performance evaluation period.



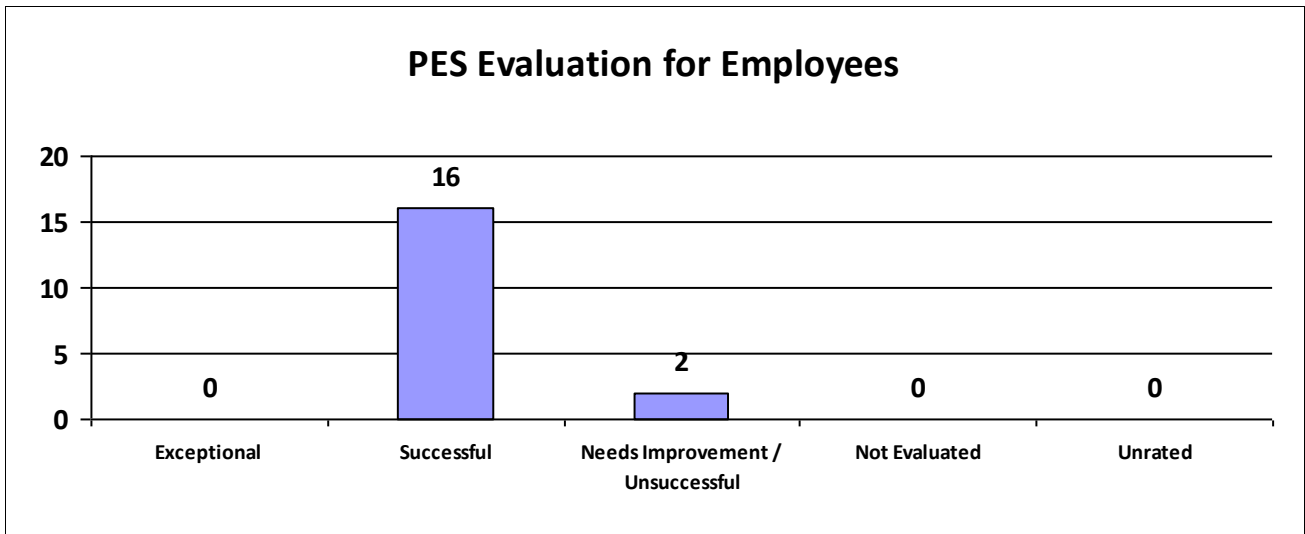
State of Louisiana

STATE CIVIL SERVICE

PES Annual Report - Fiscal Year 2021-2022

Agency: Motor Vehicle Comm La /Gov

Performance Year 07/01/2021 - 06/30/2022	Total # of Employees	Total %
Number of employees that were rated	18	100%
Number of employees that were unrated	0	0%



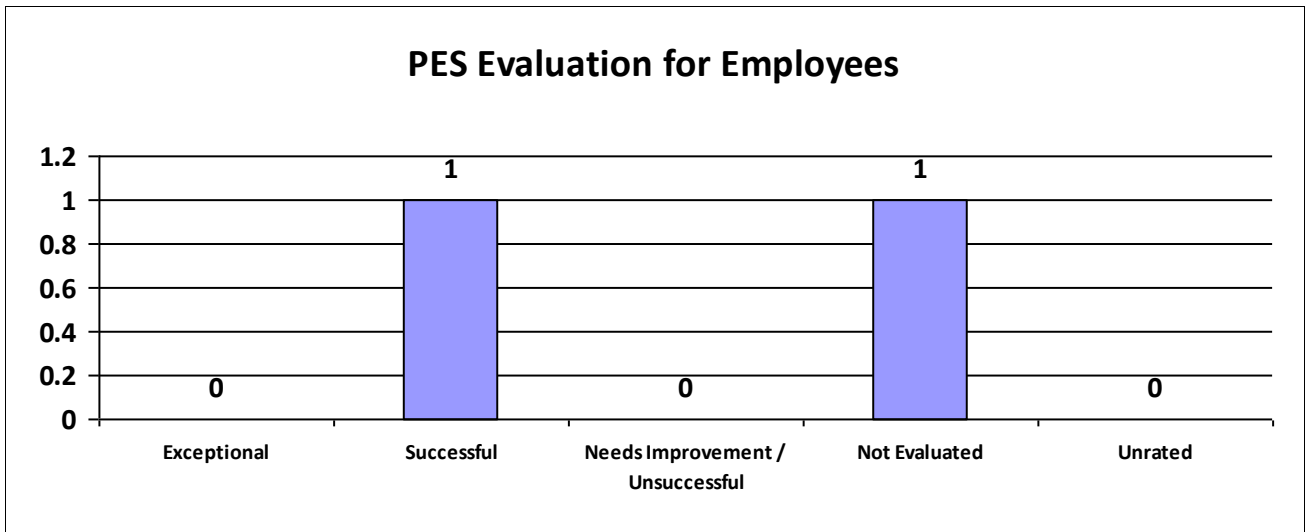
Information contained within this report reflects unaudited data provided directly to the Louisiana Department of State Civil Service by each state agency. Inconsistencies found throughout the report may be attributed to personnel changes not properly reflected in the agency's human resources information system during the performance evaluation period.



State of Louisiana
STATE CIVIL SERVICE
PES Annual Report - Fiscal Year 2021-2022

Agency: Real Est Appr Bd Cert La /Gov

Performance Year 07/01/2021 - 06/30/2022	Total # of Employees	Total %
Number of employees that were rated	2	100%
Number of employees that were unrated	0	0%



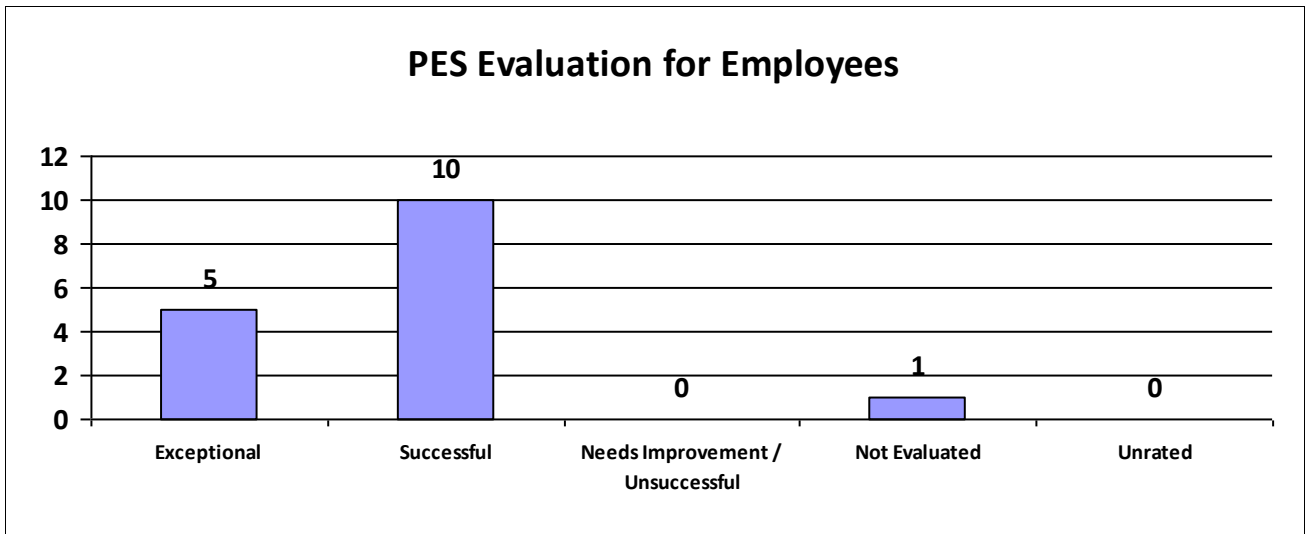
Information contained within this report reflects unaudited data provided directly to the Louisiana Department of State Civil Service by each state agency. Inconsistencies found throughout the report may be attributed to personnel changes not properly reflected in the agency's human resources information system during the performance evaluation period.



State of Louisiana
STATE CIVIL SERVICE
PES Annual Report - Fiscal Year 2021-2022

Agency: Real Estate Comm La /Gov

Performance Year 07/01/2021 - 06/30/2022	Total # of Employees	Total %
Number of employees that were rated	16	100%
Number of employees that were unrated	0	0%



Information contained within this report reflects unaudited data provided directly to the Louisiana Department of State Civil Service by each state agency. Inconsistencies found throughout the report may be attributed to personnel changes not properly reflected in the agency's human resources information system during the performance evaluation period.



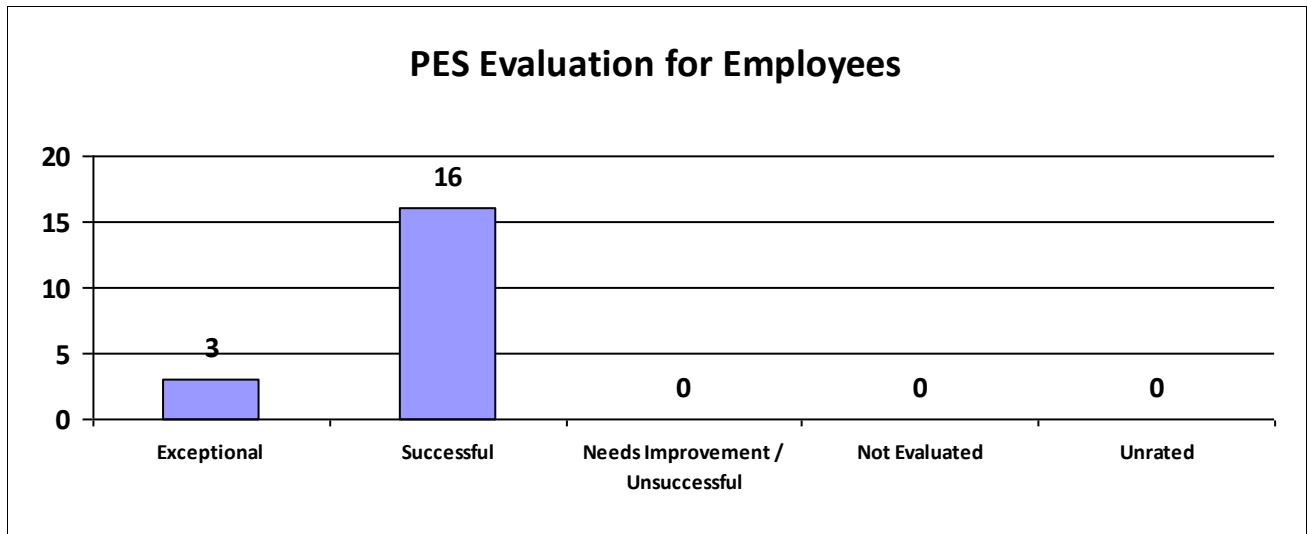
State of Louisiana

STATE CIVIL SERVICE

PES Annual Report - Fiscal Year 2021-2022

Agency: State Board of Cosmetology

Performance Year 07/01/2021 - 06/30/2022	Total # of Employees	Total %
Number of employees that were rated	19	100%
Number of employees that were unrated	0	0%



Information contained within this report reflects unaudited data provided directly to the Louisiana Department of State Civil Service by each state agency. Inconsistencies found throughout the report may be attributed to personnel changes not properly reflected in the agency's human resources information system during the performance evaluation period.



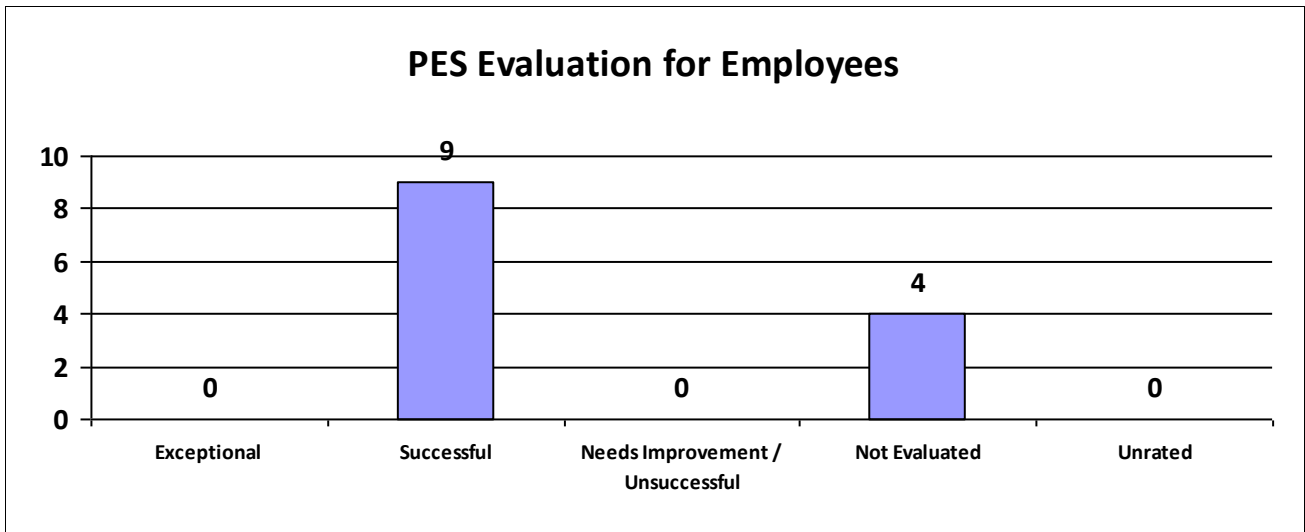
State of Louisiana

STATE CIVIL SERVICE

PES Annual Report - Fiscal Year 2021-2022

Agency: Used Mtr Veh&Parts Comm /Gov

Performance Year 07/01/2021 - 06/30/2022	Total # of Employees	Total %
Number of employees that were rated	13	100%
Number of employees that were unrated	0	0%



Information contained within this report reflects unaudited data provided directly to the Louisiana Department of State Civil Service by each state agency. Inconsistencies found throughout the report may be attributed to personnel changes not properly reflected in the agency's human resources information system during the performance evaluation period.



State of Louisiana

STATE CIVIL SERVICE

PES Annual Report - Fiscal Year 2021-2022

Major Department: HIGHER EDUCATION

Performance Year 07/01/2021 - 06/30/2022	Total # of Employees	Total %
Number of employees that were rated	3,700	100%
Number of employees that were unrated	145	3.92%
Number of employees that were rated Exceptional	715	19%
Number of employees that were rated Successful	2,831	76.51%
Number of employees that were rated Needs Improvement / Unsuccessful	49	1%
Number of employees that were rated Not Evaluated	105	2.84%
Number of employees that were rated Unrated	145	4%

Information contained within this report reflects unaudited data provided directly to the Louisiana Department of State Civil Service by each state agency. Inconsistencies found throughout the report may be attributed to personnel changes not properly reflected in the agency's human resources information system during the performance evaluation period.



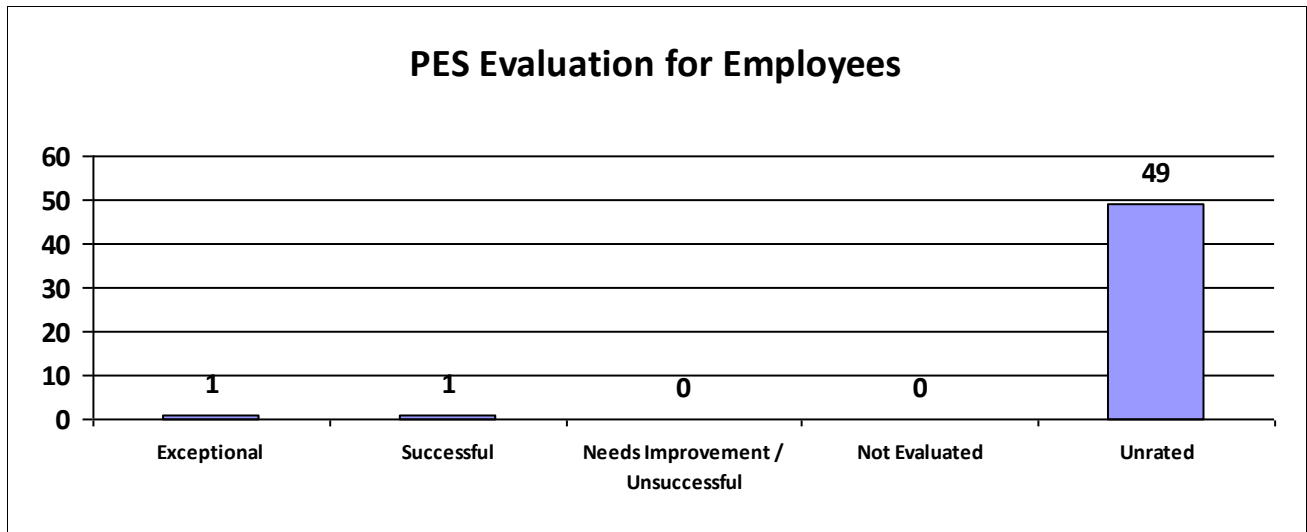
State of Louisiana

STATE CIVIL SERVICE

PES Annual Report - Fiscal Year 2021-2022

Agency: Baton Rouge Community College

Performance Year 07/01/2021 - 06/30/2022	Total # of Employees	Total %
Number of employees that were rated	2	100%
Number of employees that were unrated	49	2,450%



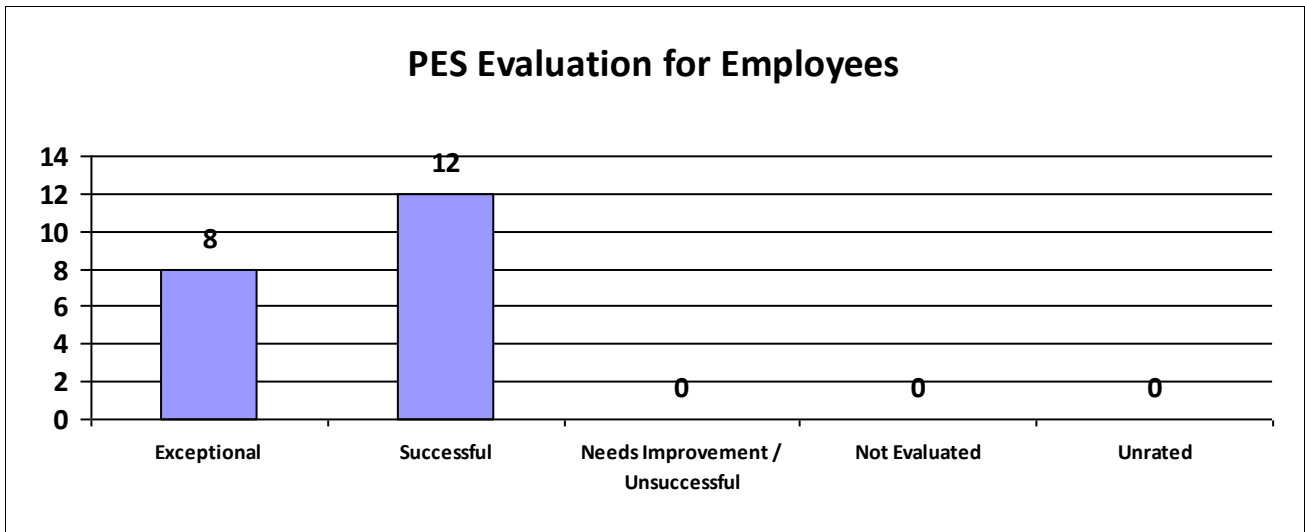
Information contained within this report reflects unaudited data provided directly to the Louisiana Department of State Civil Service by each state agency. Inconsistencies found throughout the report may be attributed to personnel changes not properly reflected in the agency's human resources information system during the performance evaluation period.



State of Louisiana
STATE CIVIL SERVICE
PES Annual Report - Fiscal Year 2021-2022

Agency: Bossier Community College

Performance Year 07/01/2021 - 06/30/2022	Total # of Employees	Total %
Number of employees that were rated	20	100%
Number of employees that were unrated	0	0%



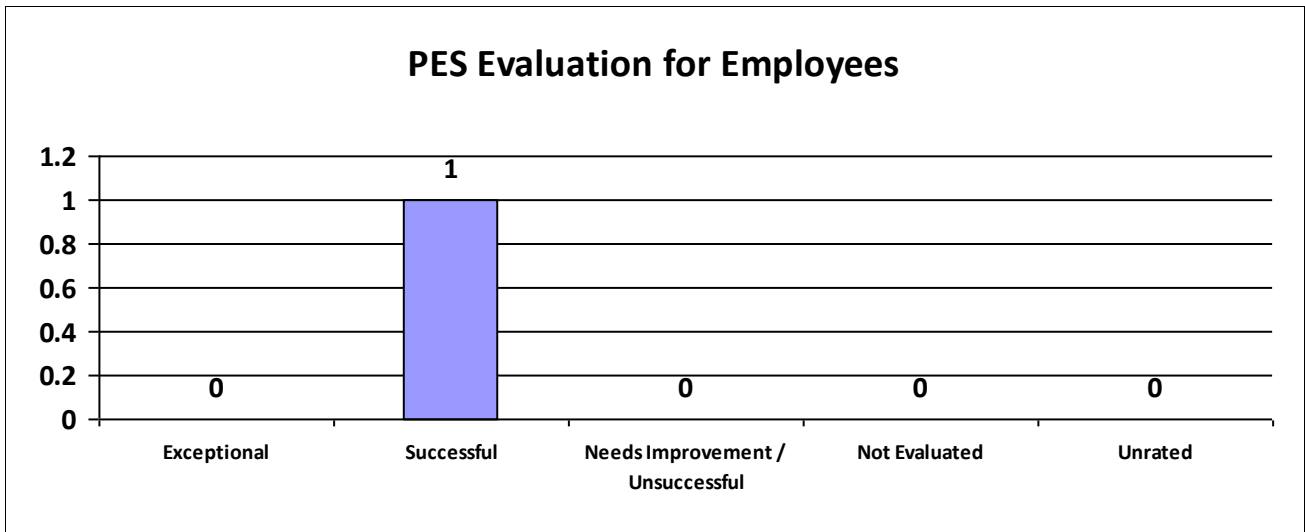
Information contained within this report reflects unaudited data provided directly to the Louisiana Department of State Civil Service by each state agency. Inconsistencies found throughout the report may be attributed to personnel changes not properly reflected in the agency's human resources information system during the performance evaluation period.



State of Louisiana
STATE CIVIL SERVICE
PES Annual Report - Fiscal Year 2021-2022

Agency: Central LA Tech Comm College

Performance Year 07/01/2021 - 06/30/2022	Total # of Employees	Total %
Number of employees that were rated	1	100%
Number of employees that were unrated	0	0%



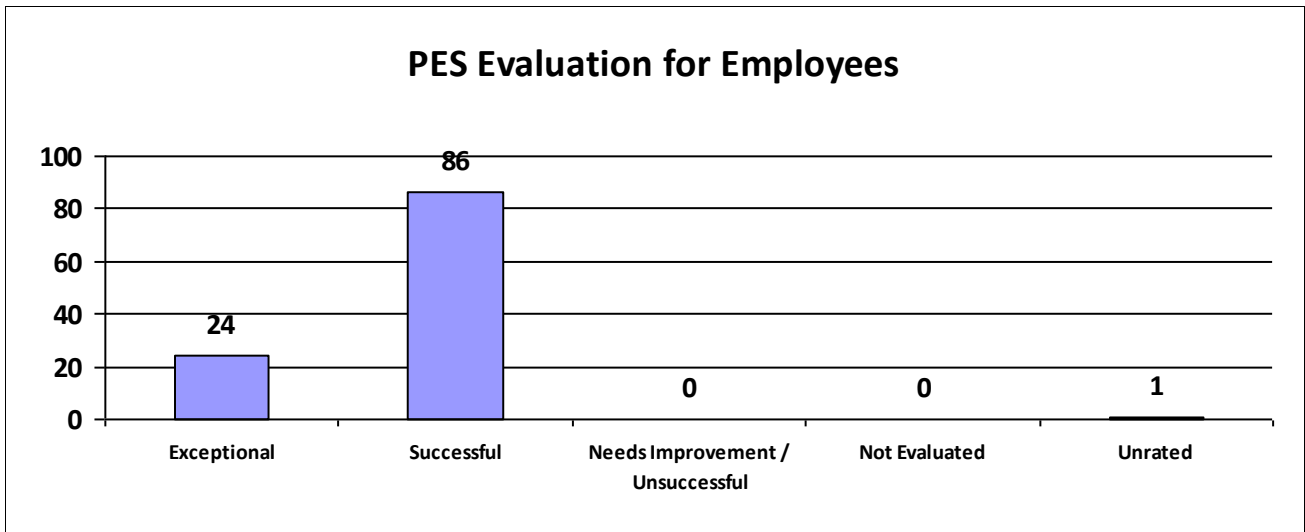
Information contained within this report reflects unaudited data provided directly to the Louisiana Department of State Civil Service by each state agency. Inconsistencies found throughout the report may be attributed to personnel changes not properly reflected in the agency's human resources information system during the performance evaluation period.



State of Louisiana
STATE CIVIL SERVICE
PES Annual Report - Fiscal Year 2021-2022

Agency: Delgado Community College

Performance Year 07/01/2021 - 06/30/2022	Total # of Employees	Total %
Number of employees that were rated	110	100%
Number of employees that were unrated	1	1%



Information contained within this report reflects unaudited data provided directly to the Louisiana Department of State Civil Service by each state agency. Inconsistencies found throughout the report may be attributed to personnel changes not properly reflected in the agency's human resources information system during the performance evaluation period.



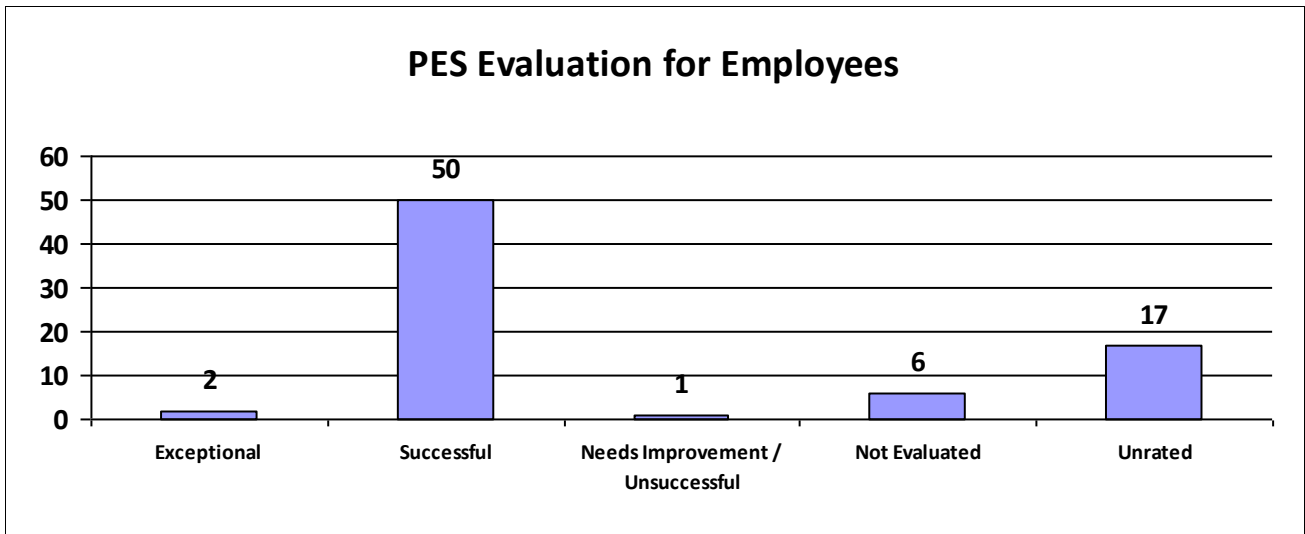
State of Louisiana

STATE CIVIL SERVICE

PES Annual Report - Fiscal Year 2021-2022

Agency: Grambling State University

Performance Year 07/01/2021 - 06/30/2022	Total # of Employees	Total %
Number of employees that were rated	59	100%
Number of employees that were unrated	17	29%



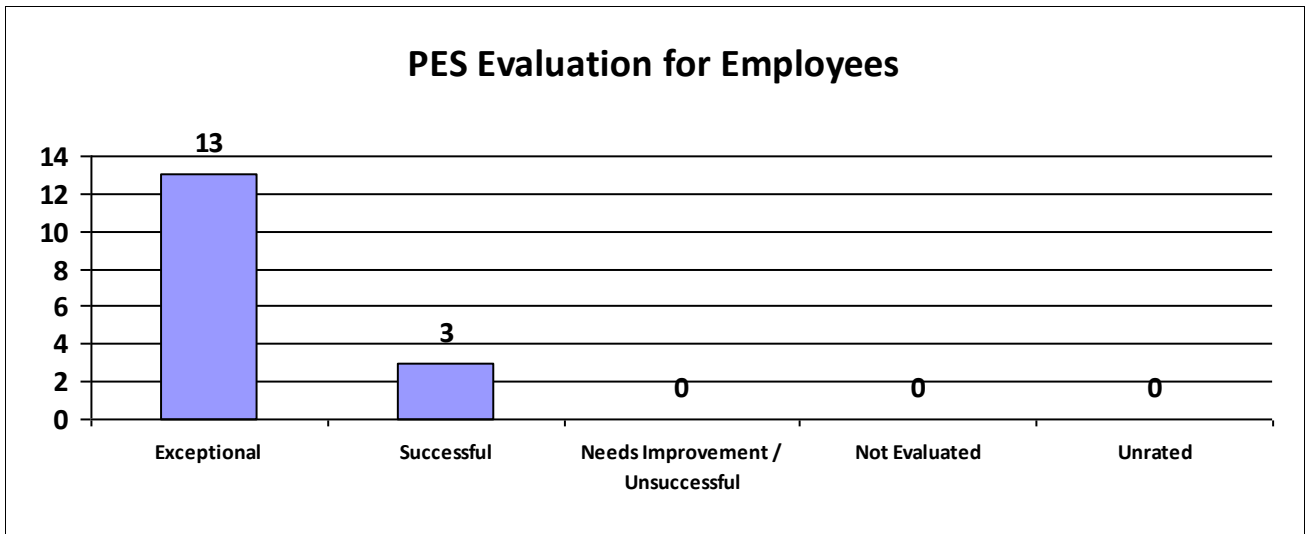
Information contained within this report reflects unaudited data provided directly to the Louisiana Department of State Civil Service by each state agency. Inconsistencies found throughout the report may be attributed to personnel changes not properly reflected in the agency's human resources information system during the performance evaluation period.



State of Louisiana
STATE CIVIL SERVICE
PES Annual Report - Fiscal Year 2021-2022

Agency: HED-Board of Regents

Performance Year 07/01/2021 - 06/30/2022	Total # of Employees	Total %
Number of employees that were rated	16	100%
Number of employees that were unrated	0	0%



Information contained within this report reflects unaudited data provided directly to the Louisiana Department of State Civil Service by each state agency. Inconsistencies found throughout the report may be attributed to personnel changes not properly reflected in the agency's human resources information system during the performance evaluation period.



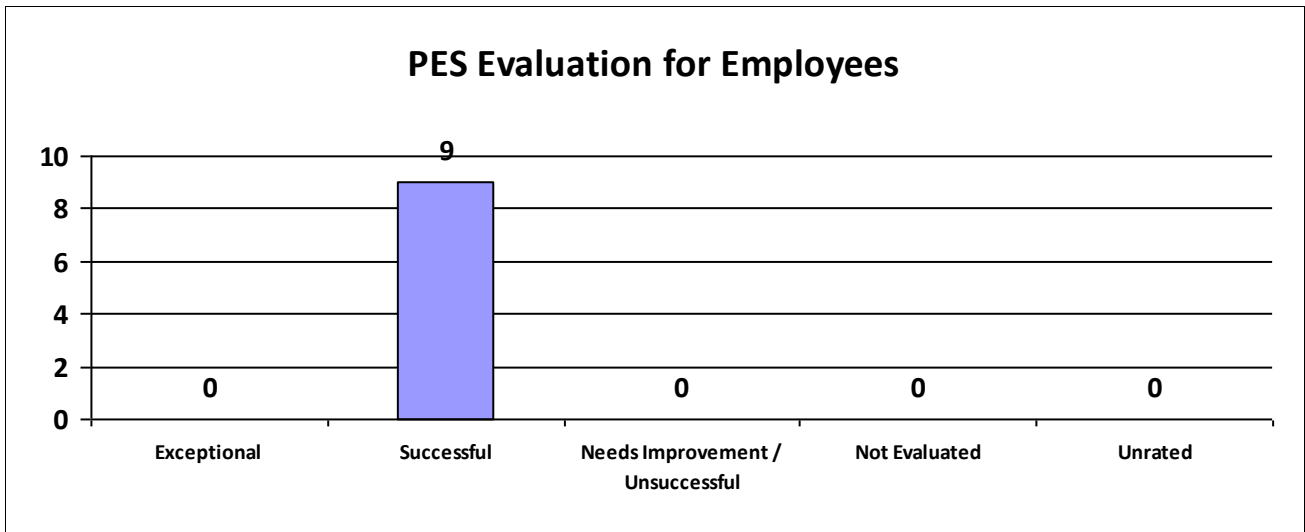
State of Louisiana

STATE CIVIL SERVICE

PES Annual Report - Fiscal Year 2021-2022

Agency: L.E.Fletcher Tech Comm College

Performance Year 07/01/2021 - 06/30/2022	Total # of Employees	Total %
Number of employees that were rated	9	100%
Number of employees that were unrated	0	0%



Information contained within this report reflects unaudited data provided directly to the Louisiana Department of State Civil Service by each state agency. Inconsistencies found throughout the report may be attributed to personnel changes not properly reflected in the agency's human resources information system during the performance evaluation period.



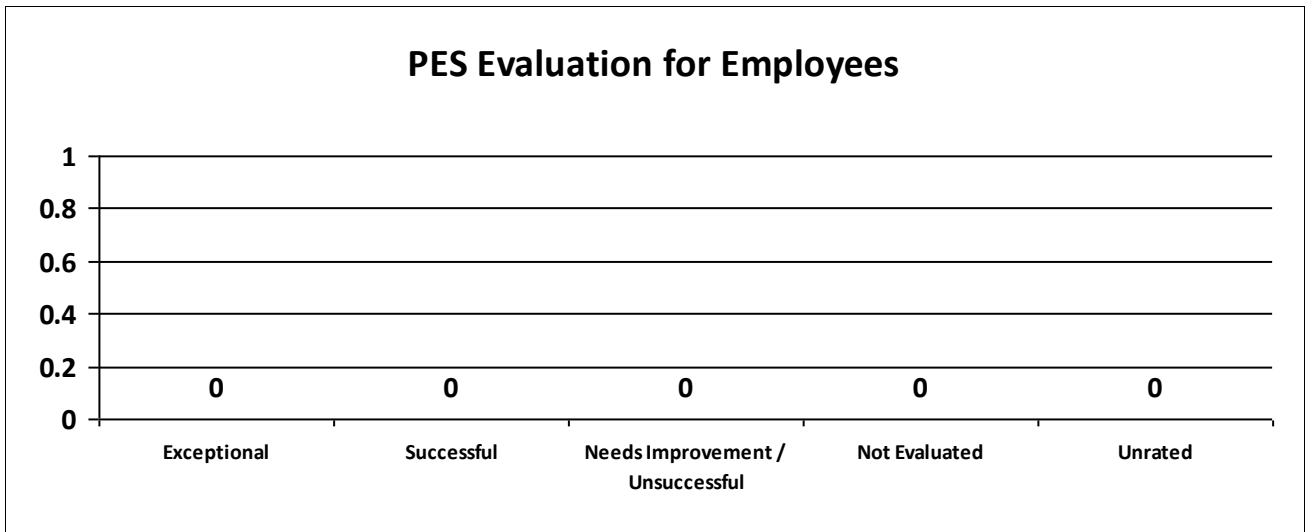
State of Louisiana

STATE CIVIL SERVICE

PES Annual Report - Fiscal Year 2021-2022

Agency: La Comm/Tech College BdSup-NP

Performance Year 07/01/2021 - 06/30/2022	Total # of Employees	Total %
Number of employees that were rated	0	0%
Number of employees that were unrated	0	0%



Information contained within this report reflects unaudited data provided directly to the Louisiana Department of State Civil Service by each state agency. Inconsistencies found throughout the report may be attributed to personnel changes not properly reflected in the agency's human resources information system during the performance evaluation period.



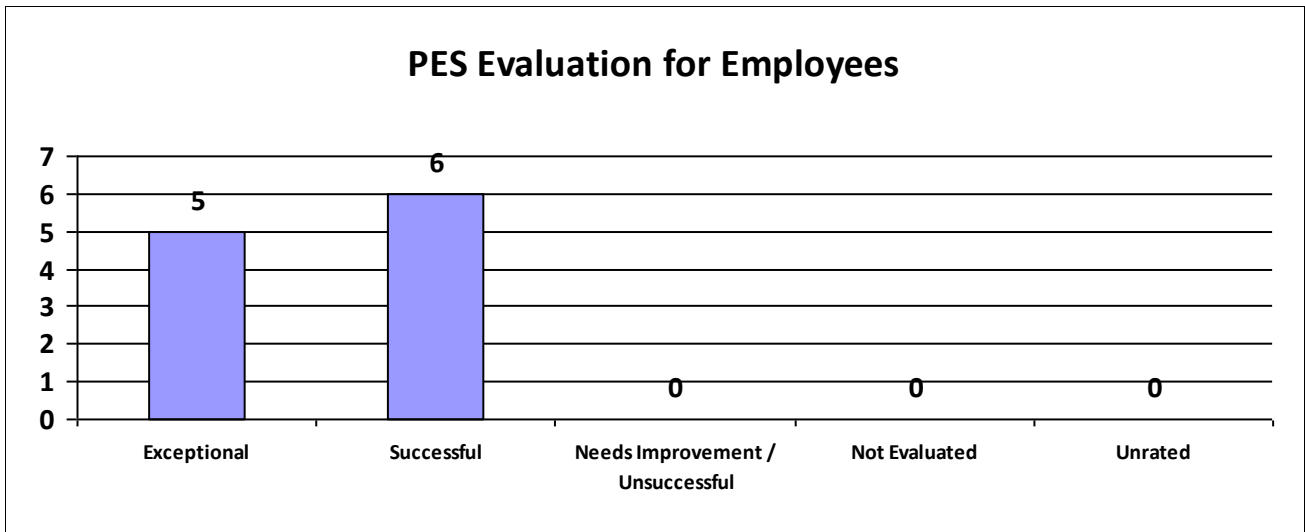
State of Louisiana

STATE CIVIL SERVICE

PES Annual Report - Fiscal Year 2021-2022

Agency: La Delta Community College-NP

Performance Year 07/01/2021 - 06/30/2022	Total # of Employees	Total %
Number of employees that were rated	11	100%
Number of employees that were unrated	0	0%



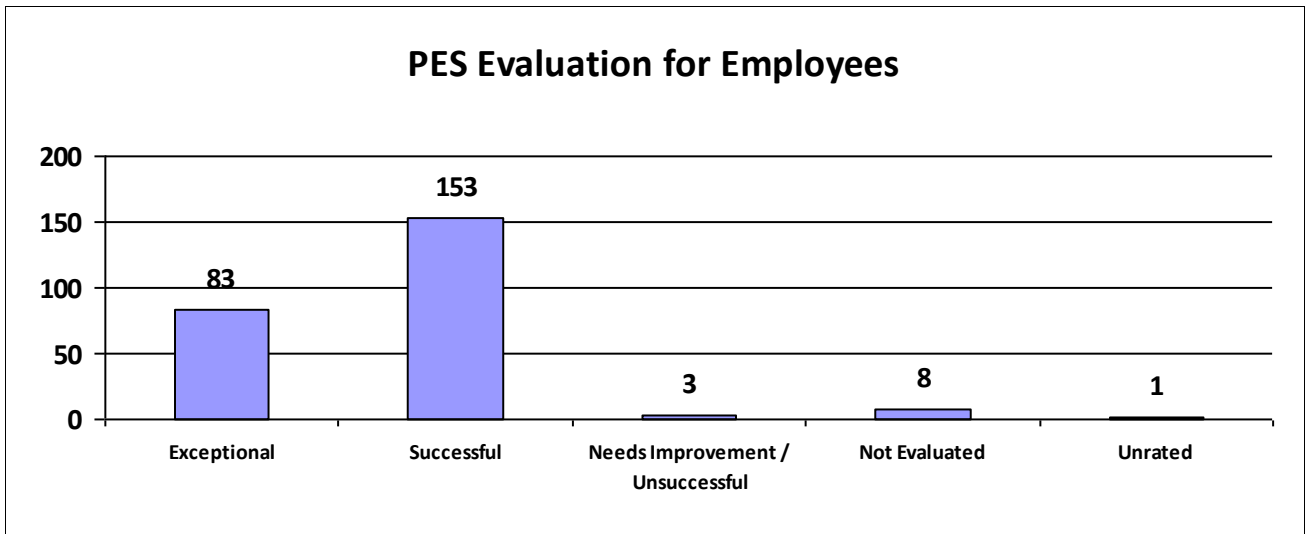
Information contained within this report reflects unaudited data provided directly to the Louisiana Department of State Civil Service by each state agency. Inconsistencies found throughout the report may be attributed to personnel changes not properly reflected in the agency's human resources information system during the performance evaluation period.



State of Louisiana
STATE CIVIL SERVICE
PES Annual Report - Fiscal Year 2021-2022

Agency: La Tech University

Performance Year 07/01/2021 - 06/30/2022	Total # of Employees	Total %
Number of employees that were rated	247	100%
Number of employees that were unrated	1	0%



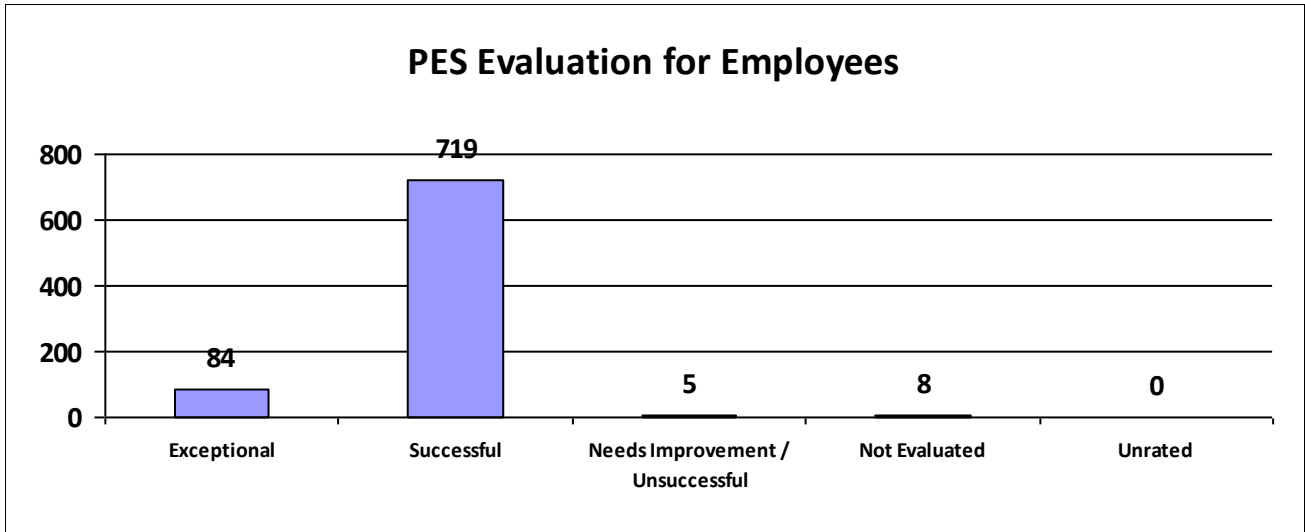
Information contained within this report reflects unaudited data provided directly to the Louisiana Department of State Civil Service by each state agency. Inconsistencies found throughout the report may be attributed to personnel changes not properly reflected in the agency's human resources information system during the performance evaluation period.



State of Louisiana
STATE CIVIL SERVICE
PES Annual Report - Fiscal Year 2021-2022

Agency: LSU A & M College

Performance Year 07/01/2021 - 06/30/2022	Total # of Employees	Total %
Number of employees that were rated	816	100%
Number of employees that were unrated	0	0%



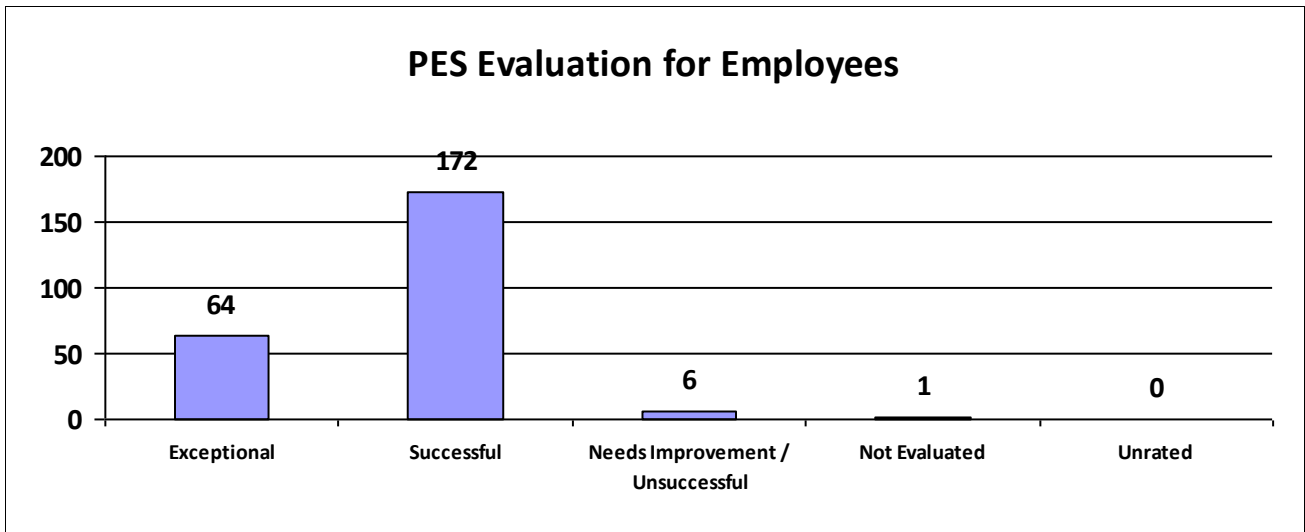
Information contained within this report reflects unaudited data provided directly to the Louisiana Department of State Civil Service by each state agency. Inconsistencies found throughout the report may be attributed to personnel changes not properly reflected in the agency's human resources information system during the performance evaluation period.



State of Louisiana
STATE CIVIL SERVICE
PES Annual Report - Fiscal Year 2021-2022

Agency: LSU-Agriculture Center

Performance Year 07/01/2021 - 06/30/2022	Total # of Employees	Total %
Number of employees that were rated	243	100%
Number of employees that were unrated	0	0%



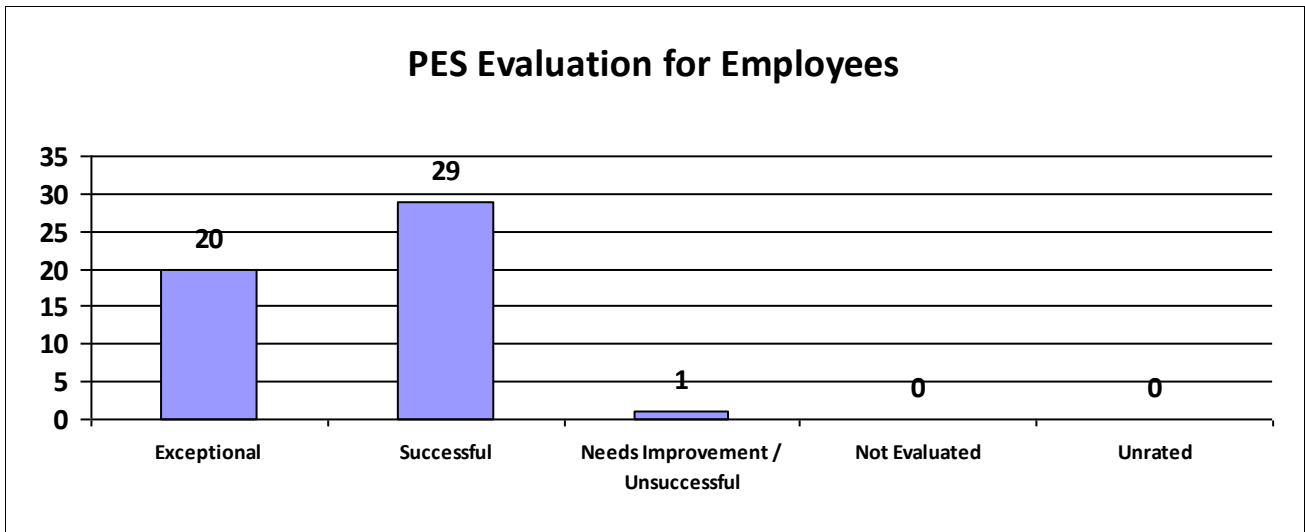
Information contained within this report reflects unaudited data provided directly to the Louisiana Department of State Civil Service by each state agency. Inconsistencies found throughout the report may be attributed to personnel changes not properly reflected in the agency's human resources information system during the performance evaluation period.



State of Louisiana
STATE CIVIL SERVICE
PES Annual Report - Fiscal Year 2021-2022

Agency: LSU-Alexandria

Performance Year 07/01/2021 - 06/30/2022	Total # of Employees	Total %
Number of employees that were rated	50	100%
Number of employees that were unrated	0	0%



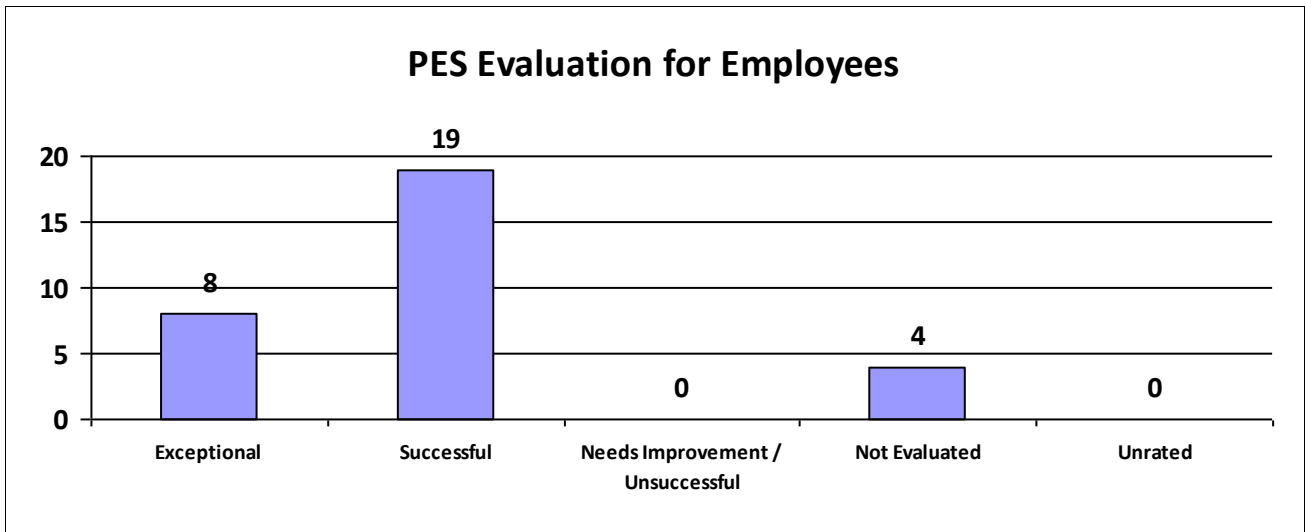
Information contained within this report reflects unaudited data provided directly to the Louisiana Department of State Civil Service by each state agency. Inconsistencies found throughout the report may be attributed to personnel changes not properly reflected in the agency's human resources information system during the performance evaluation period.



State of Louisiana
STATE CIVIL SERVICE
PES Annual Report - Fiscal Year 2021-2022

Agency: LSU-Eunice

Performance Year 07/01/2021 - 06/30/2022	Total # of Employees	Total %
Number of employees that were rated	31	100%
Number of employees that were unrated	0	0%



Information contained within this report reflects unaudited data provided directly to the Louisiana Department of State Civil Service by each state agency. Inconsistencies found throughout the report may be attributed to personnel changes not properly reflected in the agency's human resources information system during the performance evaluation period.



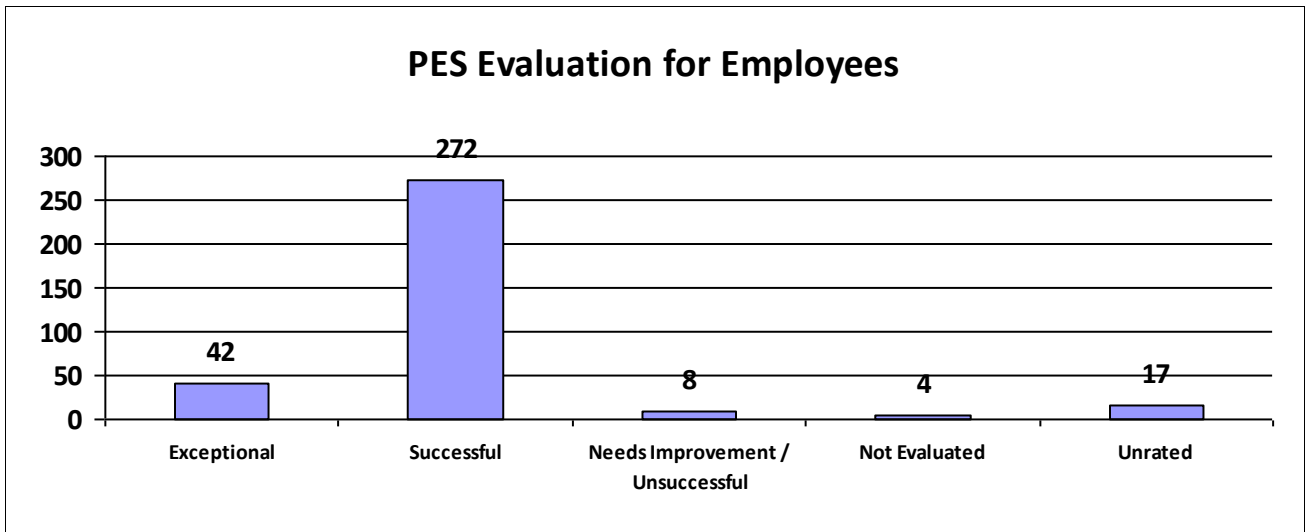
State of Louisiana

STATE CIVIL SERVICE

PES Annual Report - Fiscal Year 2021-2022

Agency: LSU-Health Sciences Center NO

Performance Year 07/01/2021 - 06/30/2022	Total # of Employees	Total %
Number of employees that were rated	326	100%
Number of employees that were unrated	17	5%



Information contained within this report reflects unaudited data provided directly to the Louisiana Department of State Civil Service by each state agency. Inconsistencies found throughout the report may be attributed to personnel changes not properly reflected in the agency's human resources information system during the performance evaluation period.



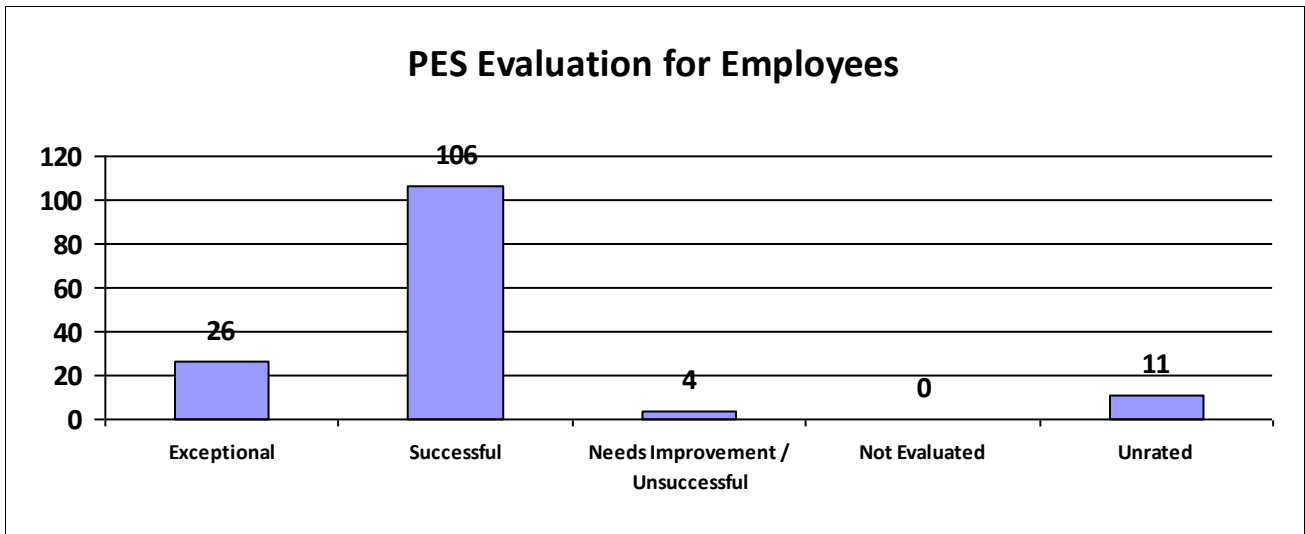
State of Louisiana

STATE CIVIL SERVICE

PES Annual Report - Fiscal Year 2021-2022

Agency: LSU-Health Sciences Ctr Shreve

Performance Year 07/01/2021 - 06/30/2022	Total # of Employees	Total %
Number of employees that were rated	136	100%
Number of employees that were unrated	11	8%



Information contained within this report reflects unaudited data provided directly to the Louisiana Department of State Civil Service by each state agency. Inconsistencies found throughout the report may be attributed to personnel changes not properly reflected in the agency's human resources information system during the performance evaluation period.



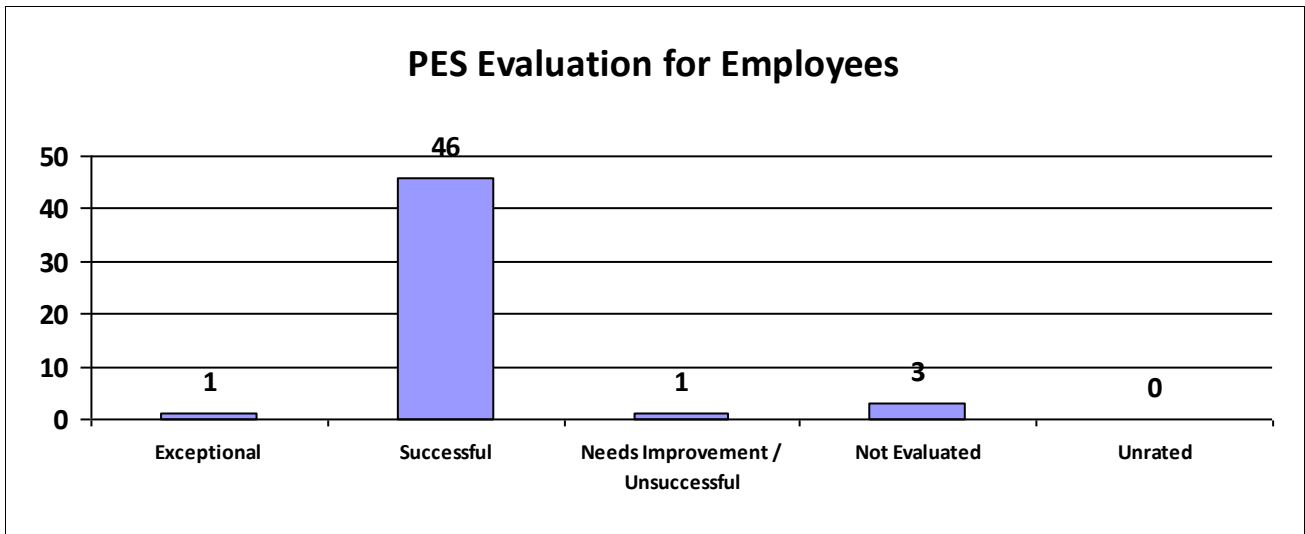
State of Louisiana

STATE CIVIL SERVICE

PES Annual Report - Fiscal Year 2021-2022

Agency: LSU-Pennington Biomedical Res

Performance Year 07/01/2021 - 06/30/2022	Total # of Employees	Total %
Number of employees that were rated	51	100%
Number of employees that were unrated	0	0%



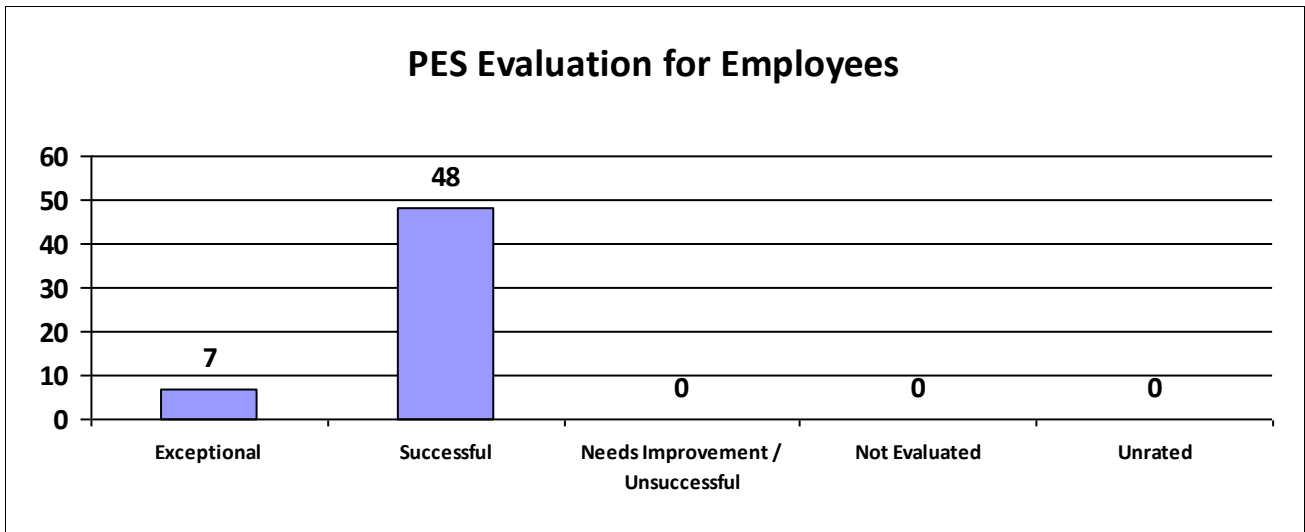
Information contained within this report reflects unaudited data provided directly to the Louisiana Department of State Civil Service by each state agency. Inconsistencies found throughout the report may be attributed to personnel changes not properly reflected in the agency's human resources information system during the performance evaluation period.



State of Louisiana
STATE CIVIL SERVICE
PES Annual Report - Fiscal Year 2021-2022

Agency: LSU-Shreveport

Performance Year 07/01/2021 - 06/30/2022	Total # of Employees	Total %
Number of employees that were rated	55	100%
Number of employees that were unrated	0	0%



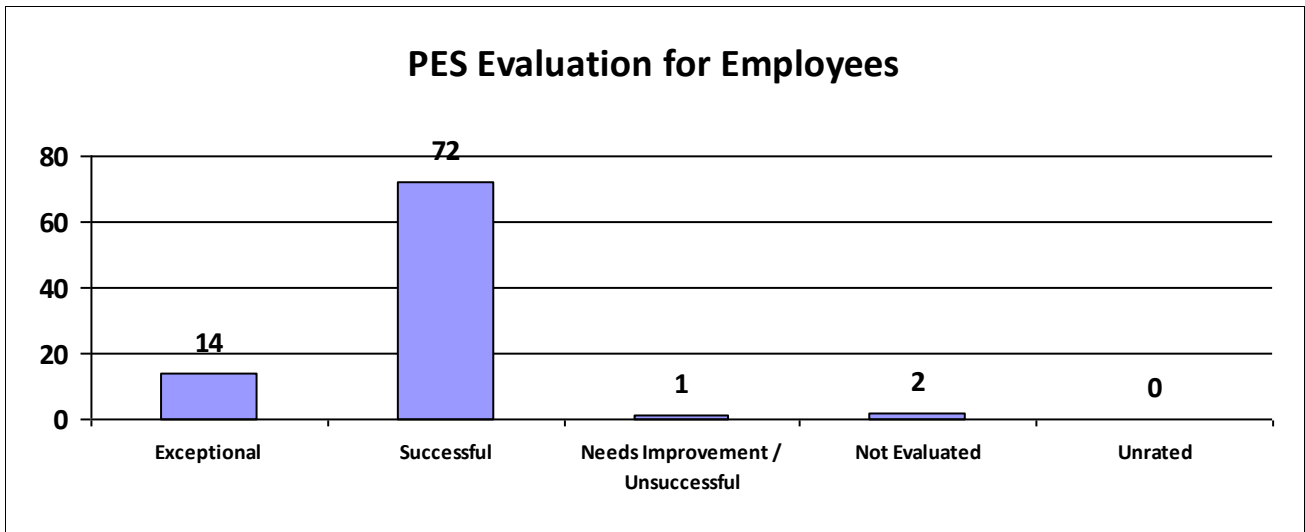
Information contained within this report reflects unaudited data provided directly to the Louisiana Department of State Civil Service by each state agency. Inconsistencies found throughout the report may be attributed to personnel changes not properly reflected in the agency's human resources information system during the performance evaluation period.



State of Louisiana
STATE CIVIL SERVICE
PES Annual Report - Fiscal Year 2021-2022

Agency: McNeese State University

Performance Year 07/01/2021 - 06/30/2022	Total # of Employees	Total %
Number of employees that were rated	89	100%
Number of employees that were unrated	0	0%



Information contained within this report reflects unaudited data provided directly to the Louisiana Department of State Civil Service by each state agency. Inconsistencies found throughout the report may be attributed to personnel changes not properly reflected in the agency's human resources information system during the performance evaluation period.



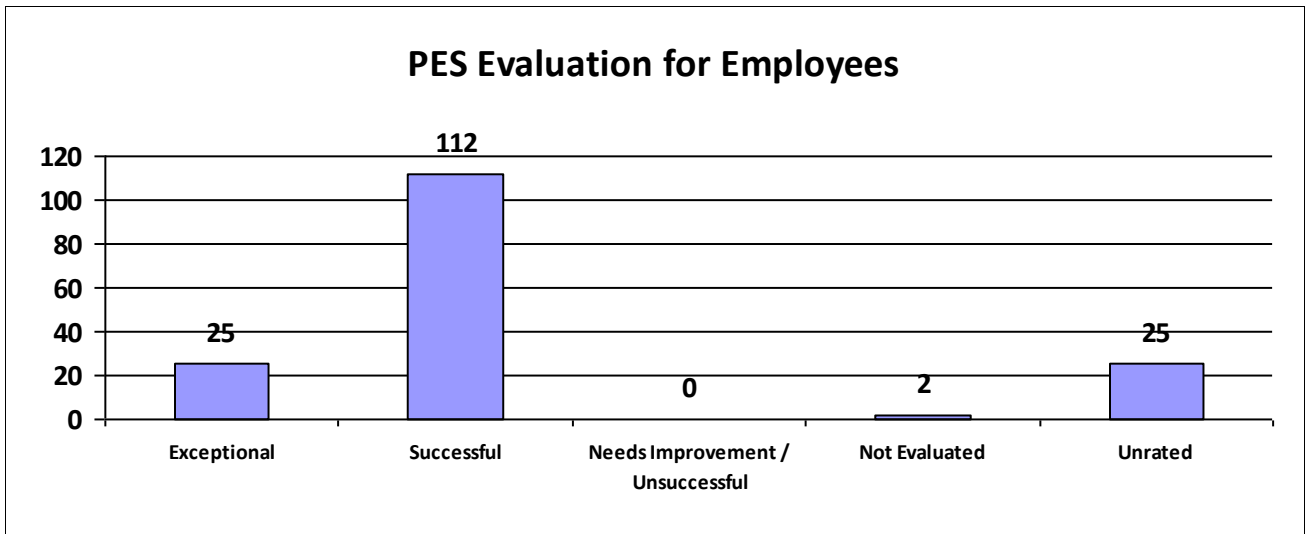
State of Louisiana

STATE CIVIL SERVICE

PES Annual Report - Fiscal Year 2021-2022

Agency: Nicholls State University

Performance Year 07/01/2021 - 06/30/2022	Total # of Employees	Total %
Number of employees that were rated	139	100%
Number of employees that were unrated	25	18%



Information contained within this report reflects unaudited data provided directly to the Louisiana Department of State Civil Service by each state agency. Inconsistencies found throughout the report may be attributed to personnel changes not properly reflected in the agency's human resources information system during the performance evaluation period.



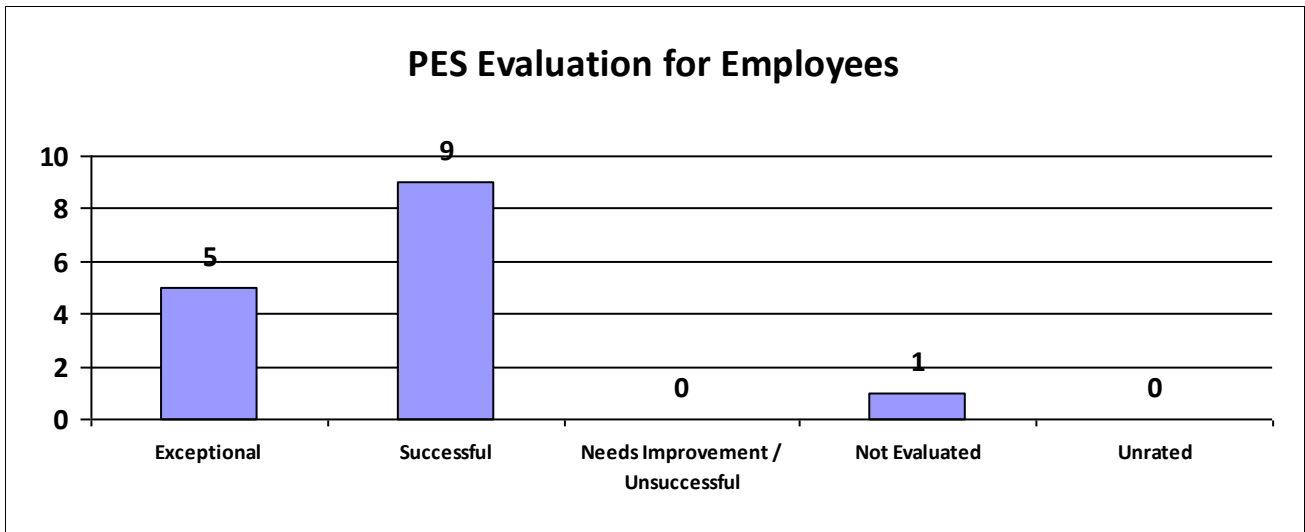
State of Louisiana

STATE CIVIL SERVICE

PES Annual Report - Fiscal Year 2021-2022

Agency: Northshore Tech Comm College

Performance Year 07/01/2021 - 06/30/2022	Total # of Employees	Total %
Number of employees that were rated	15	100%
Number of employees that were unrated	0	0%



Information contained within this report reflects unaudited data provided directly to the Louisiana Department of State Civil Service by each state agency. Inconsistencies found throughout the report may be attributed to personnel changes not properly reflected in the agency's human resources information system during the performance evaluation period.




State of Louisiana

STATE CIVIL SERVICE

PES Annual Report - Fiscal Year 2021-2022

Agency: Northwest LA Tech Comm College

Performance Year 07/01/2021 - 06/30/2022	Total # of Employees	Total %
Number of employees that were rated	1	100%
Number of employees that were unrated	0	0%



Information contained within this report reflects unaudited data provided directly to the Louisiana Department of State Civil Service by each state agency. Inconsistencies found throughout the report may be attributed to personnel changes not properly reflected in the agency's human resources information system during the performance evaluation period.



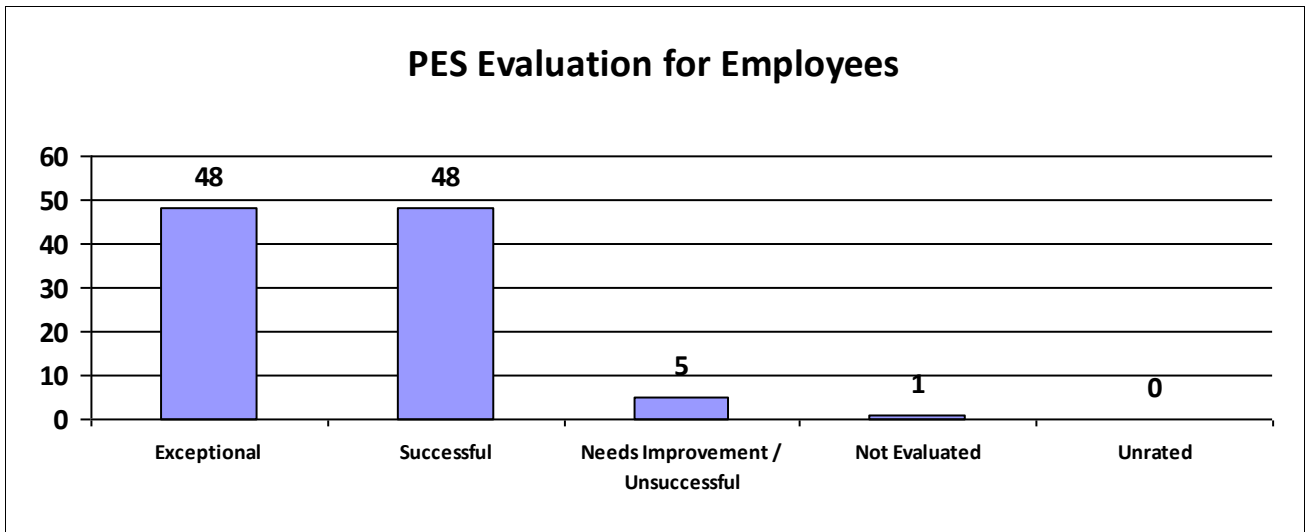
State of Louisiana

STATE CIVIL SERVICE

PES Annual Report - Fiscal Year 2021-2022

Agency: Northwestern State University

Performance Year 07/01/2021 - 06/30/2022	Total # of Employees	Total %
Number of employees that were rated	102	100%
Number of employees that were unrated	0	0%



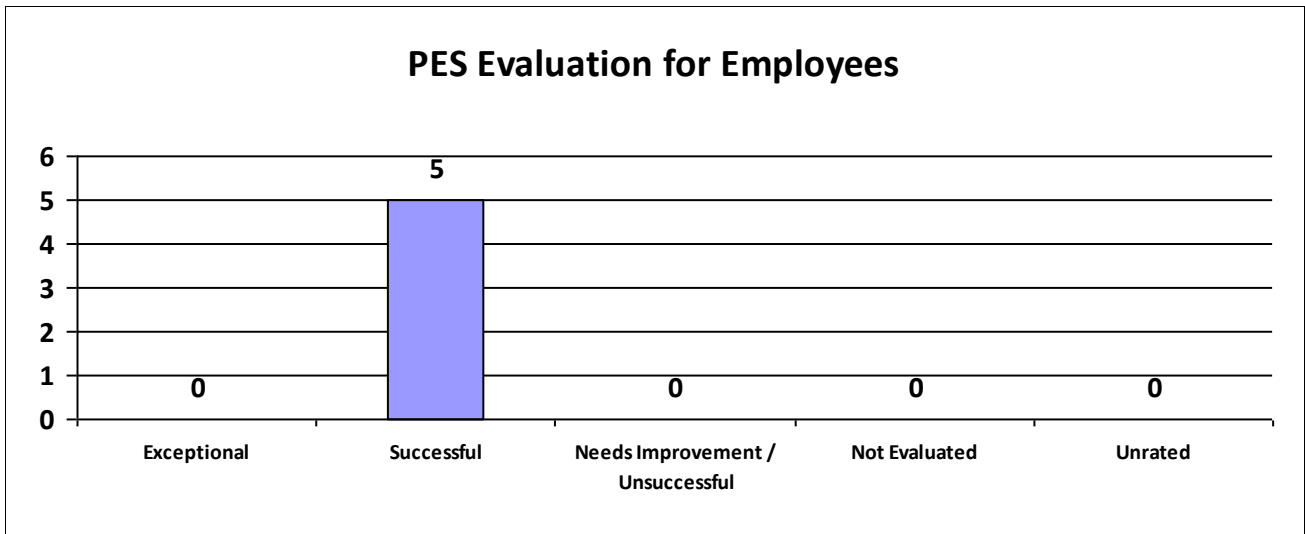
Information contained within this report reflects unaudited data provided directly to the Louisiana Department of State Civil Service by each state agency. Inconsistencies found throughout the report may be attributed to personnel changes not properly reflected in the agency's human resources information system during the performance evaluation period.



State of Louisiana
STATE CIVIL SERVICE
PES Annual Report - Fiscal Year 2021-2022

Agency: Nunez Community College

Performance Year 07/01/2021 - 06/30/2022	Total # of Employees	Total %
Number of employees that were rated	5	100%
Number of employees that were unrated	0	0%



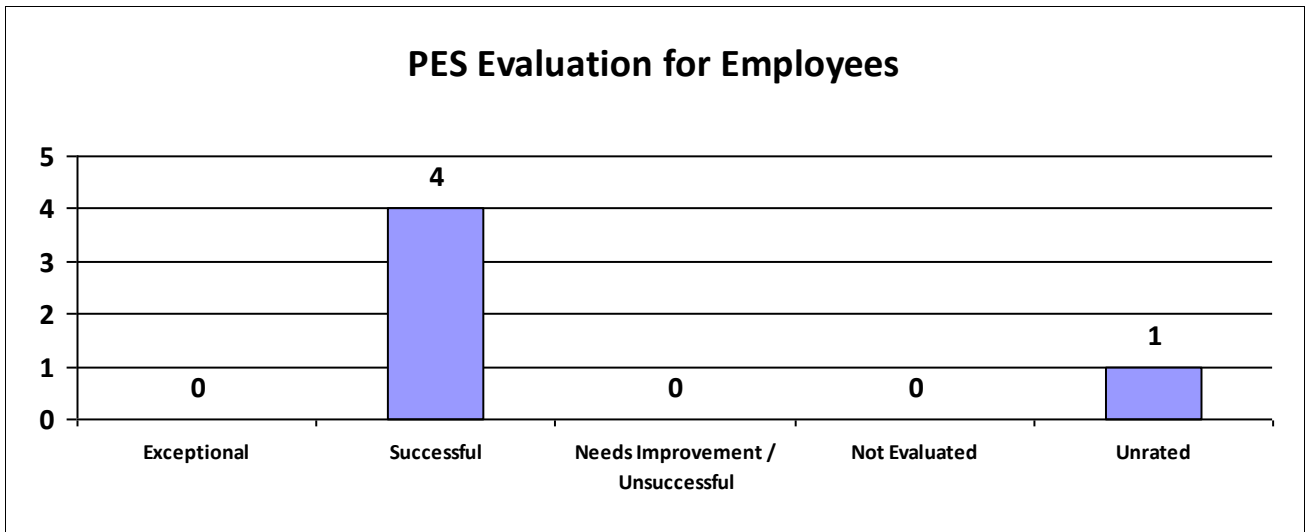
Information contained within this report reflects unaudited data provided directly to the Louisiana Department of State Civil Service by each state agency. Inconsistencies found throughout the report may be attributed to personnel changes not properly reflected in the agency's human resources information system during the performance evaluation period.



State of Louisiana
STATE CIVIL SERVICE
PES Annual Report - Fiscal Year 2021-2022

Agency: River Parish Comm College-NP

Performance Year 07/01/2021 - 06/30/2022	Total # of Employees	Total %
Number of employees that were rated	4	100%
Number of employees that were unrated	1	25%



Information contained within this report reflects unaudited data provided directly to the Louisiana Department of State Civil Service by each state agency. Inconsistencies found throughout the report may be attributed to personnel changes not properly reflected in the agency's human resources information system during the performance evaluation period.



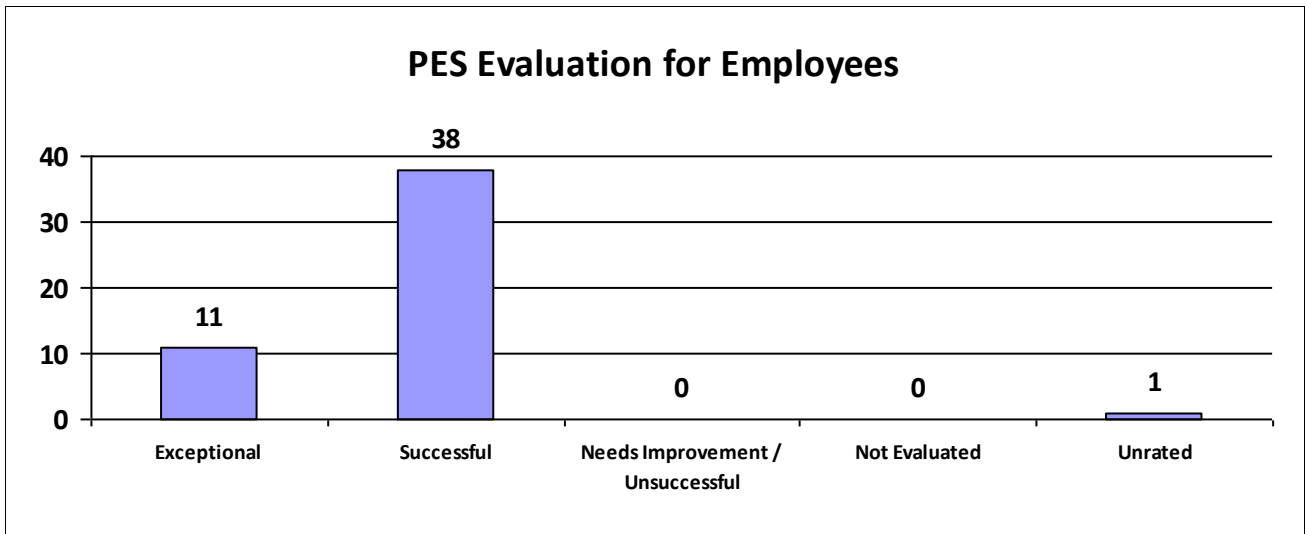
State of Louisiana

STATE CIVIL SERVICE

PES Annual Report - Fiscal Year 2021-2022

Agency: South La Community College-NP

Performance Year 07/01/2021 - 06/30/2022	Total # of Employees	Total %
Number of employees that were rated	49	100%
Number of employees that were unrated	1	2%



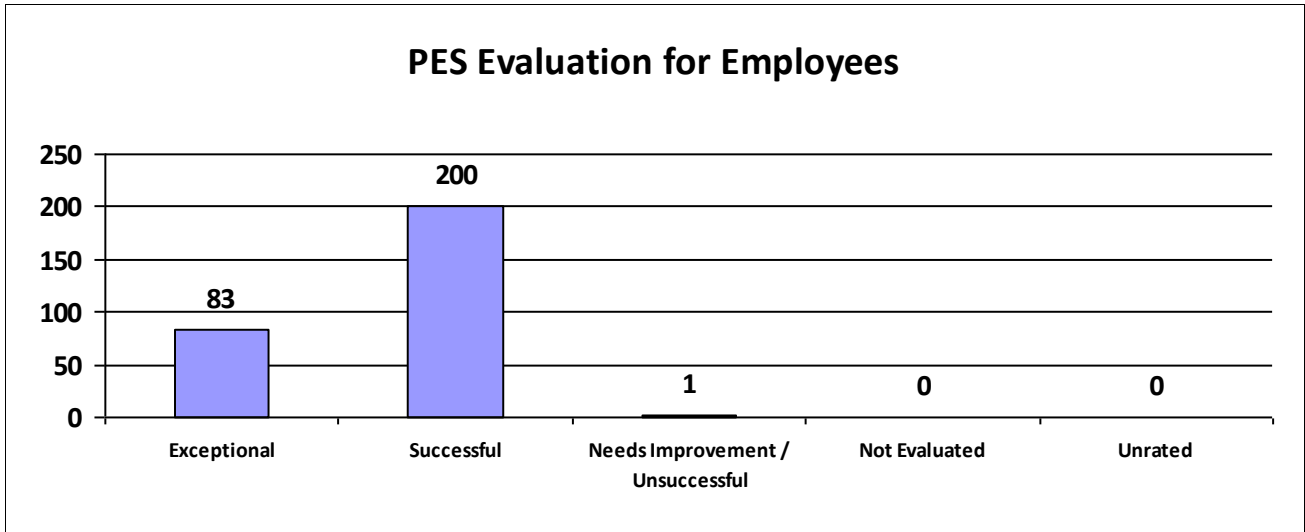
Information contained within this report reflects unaudited data provided directly to the Louisiana Department of State Civil Service by each state agency. Inconsistencies found throughout the report may be attributed to personnel changes not properly reflected in the agency's human resources information system during the performance evaluation period.



State of Louisiana
STATE CIVIL SERVICE
PES Annual Report - Fiscal Year 2021-2022

Agency: Southeastern La University

Performance Year 07/01/2021 - 06/30/2022	Total # of Employees	Total %
Number of employees that were rated	284	100%
Number of employees that were unrated	0	0%



Information contained within this report reflects unaudited data provided directly to the Louisiana Department of State Civil Service by each state agency. Inconsistencies found throughout the report may be attributed to personnel changes not properly reflected in the agency's human resources information system during the performance evaluation period.



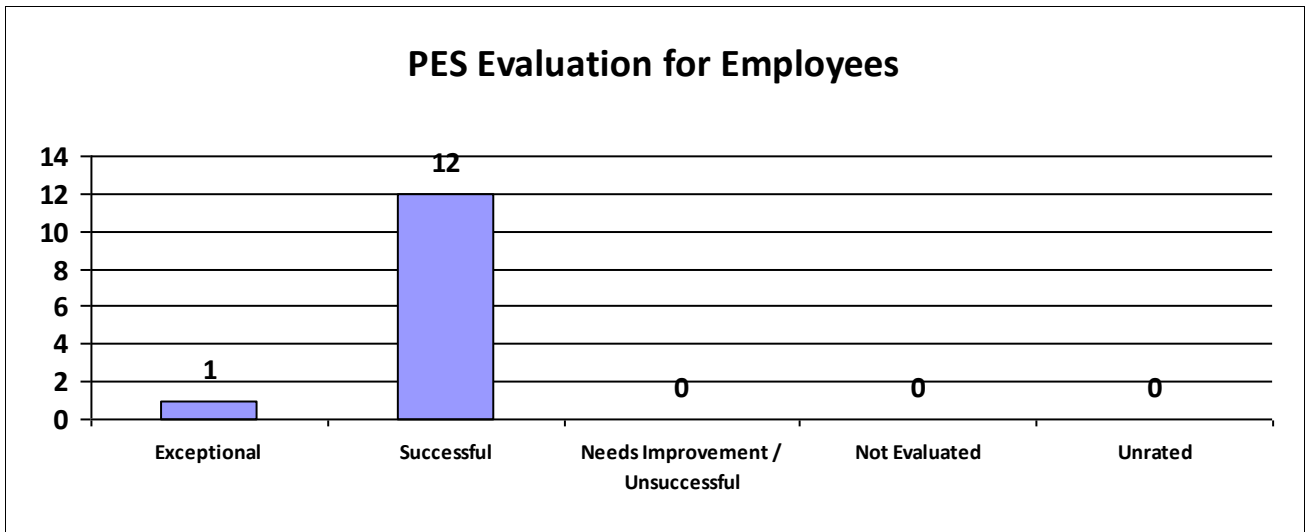
State of Louisiana

STATE CIVIL SERVICE

PES Annual Report - Fiscal Year 2021-2022

Agency: Sowela Tech Comm College

Performance Year 07/01/2021 - 06/30/2022	Total # of Employees	Total %
Number of employees that were rated	13	100%
Number of employees that were unrated	0	0%



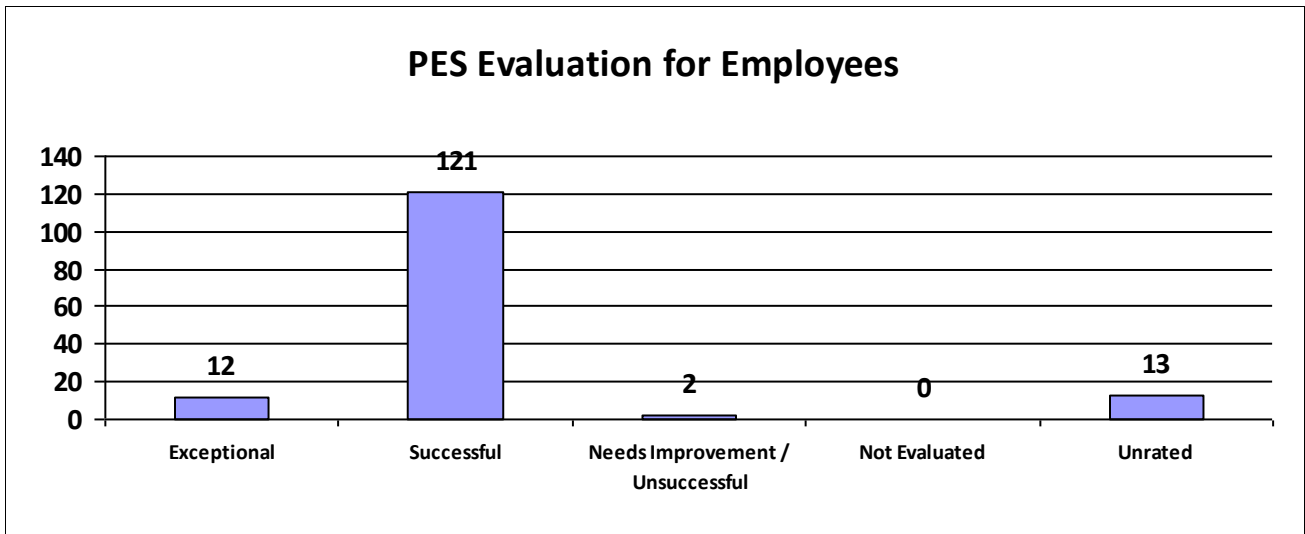
Information contained within this report reflects unaudited data provided directly to the Louisiana Department of State Civil Service by each state agency. Inconsistencies found throughout the report may be attributed to personnel changes not properly reflected in the agency's human resources information system during the performance evaluation period.



State of Louisiana
STATE CIVIL SERVICE
PES Annual Report - Fiscal Year 2021-2022

Agency: SU A & M College

Performance Year 07/01/2021 - 06/30/2022	Total # of Employees	Total %
Number of employees that were rated	135	100%
Number of employees that were unrated	13	10%



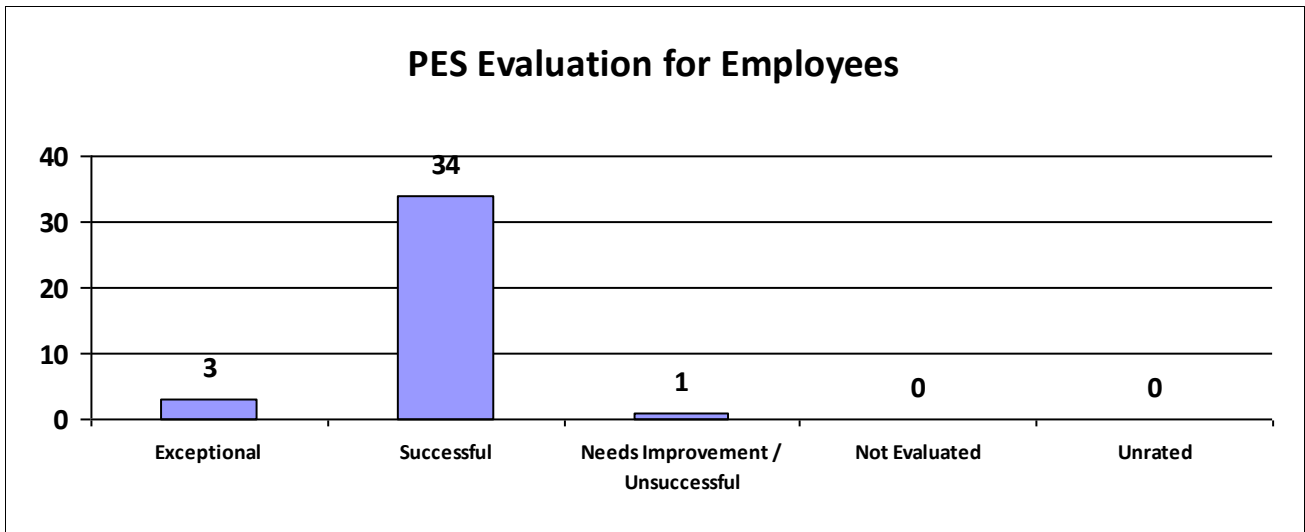
Information contained within this report reflects unaudited data provided directly to the Louisiana Department of State Civil Service by each state agency. Inconsistencies found throughout the report may be attributed to personnel changes not properly reflected in the agency's human resources information system during the performance evaluation period.



State of Louisiana
STATE CIVIL SERVICE
PES Annual Report - Fiscal Year 2021-2022

Agency: SU New Orleans

Performance Year 07/01/2021 - 06/30/2022	Total # of Employees	Total %
Number of employees that were rated	38	100%
Number of employees that were unrated	0	0%



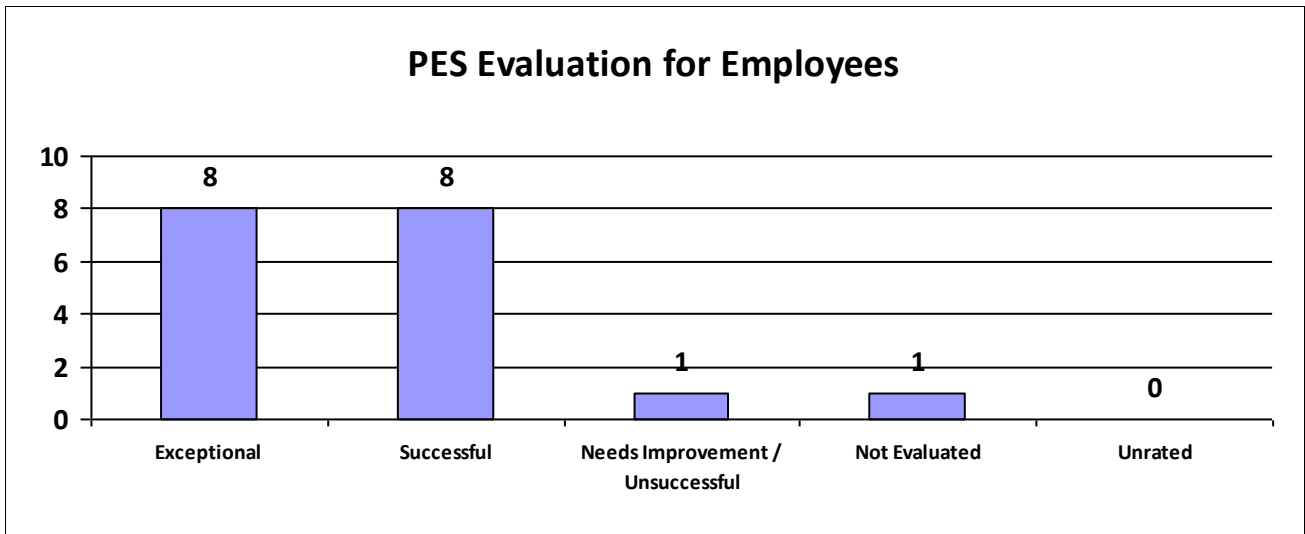
Information contained within this report reflects unaudited data provided directly to the Louisiana Department of State Civil Service by each state agency. Inconsistencies found throughout the report may be attributed to personnel changes not properly reflected in the agency's human resources information system during the performance evaluation period.



State of Louisiana
STATE CIVIL SERVICE
PES Annual Report - Fiscal Year 2021-2022

Agency: SU Shreveport

Performance Year 07/01/2021 - 06/30/2022	Total # of Employees	Total %
Number of employees that were rated	18	100%
Number of employees that were unrated	0	0%



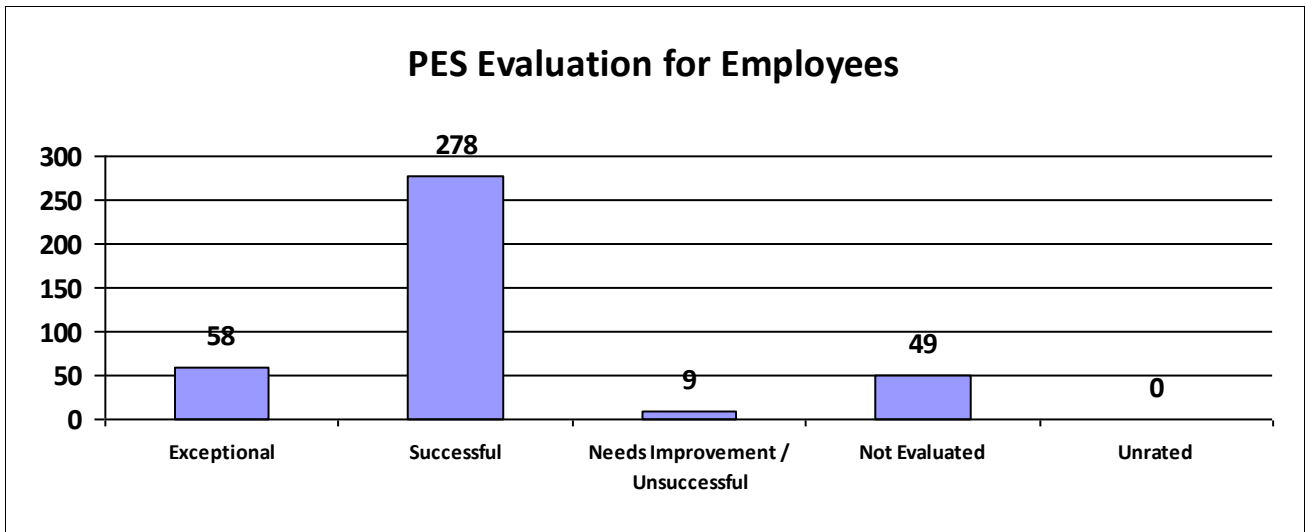
Information contained within this report reflects unaudited data provided directly to the Louisiana Department of State Civil Service by each state agency. Inconsistencies found throughout the report may be attributed to personnel changes not properly reflected in the agency's human resources information system during the performance evaluation period.



State of Louisiana
STATE CIVIL SERVICE
PES Annual Report - Fiscal Year 2021-2022

Agency: University of La-Lafayette

Performance Year 07/01/2021 - 06/30/2022	Total # of Employees	Total %
Number of employees that were rated	394	100%
Number of employees that were unrated	0	0%



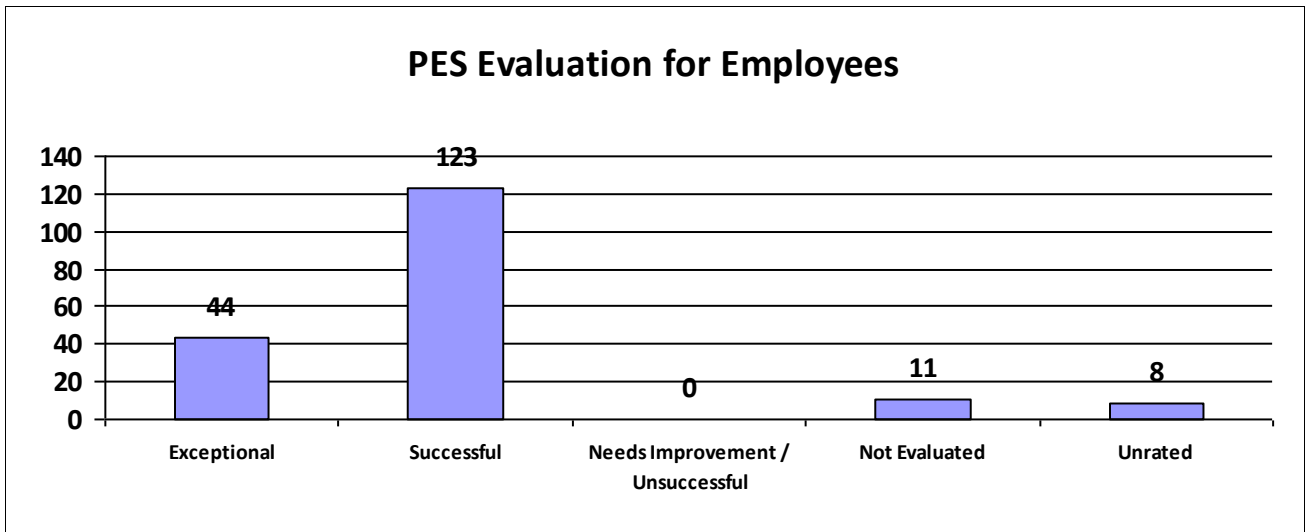
Information contained within this report reflects unaudited data provided directly to the Louisiana Department of State Civil Service by each state agency. Inconsistencies found throughout the report may be attributed to personnel changes not properly reflected in the agency's human resources information system during the performance evaluation period.



State of Louisiana
STATE CIVIL SERVICE
PES Annual Report - Fiscal Year 2021-2022

Agency: University of La-Monroe

Performance Year 07/01/2021 - 06/30/2022	Total # of Employees	Total %
Number of employees that were rated	178	100%
Number of employees that were unrated	8	4%



Information contained within this report reflects unaudited data provided directly to the Louisiana Department of State Civil Service by each state agency. Inconsistencies found throughout the report may be attributed to personnel changes not properly reflected in the agency's human resources information system during the performance evaluation period.



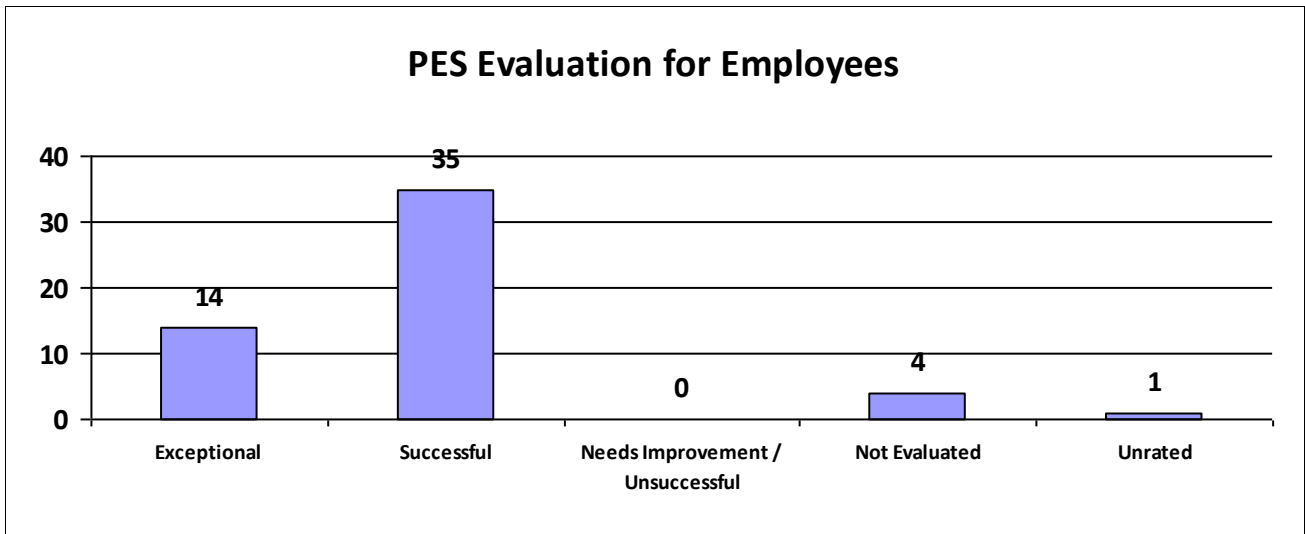
State of Louisiana

STATE CIVIL SERVICE

PES Annual Report - Fiscal Year 2021-2022

Agency: University of New Orleans

Performance Year 07/01/2021 - 06/30/2022	Total # of Employees	Total %
Number of employees that were rated	53	100%
Number of employees that were unrated	1	2%



Information contained within this report reflects unaudited data provided directly to the Louisiana Department of State Civil Service by each state agency. Inconsistencies found throughout the report may be attributed to personnel changes not properly reflected in the agency's human resources information system during the performance evaluation period.



State of Louisiana

STATE CIVIL SERVICE

PES Annual Report - Fiscal Year 2021-2022

Major Department: HOUSING AUTHORITIES

Performance Year 07/01/2021 - 06/30/2022	Total # of Employees	Total %
Number of employees that were rated	73	100%
Number of employees that were unrated	0	0.00%
Number of employees that were rated Exceptional	14	19%
Number of employees that were rated Successful	58	79.45%
Number of employees that were rated Needs Improvement / Unsuccessful	1	1%
Number of employees that were rated Not Evaluated	0	0.00%
Number of employees that were rated Unrated	0	0%


Information contained within this report reflects unaudited data provided directly to the Louisiana Department of State Civil Service by each state agency. Inconsistencies found throughout the report may be attributed to personnel changes not properly reflected in the agency's human resources information system during the performance evaluation period.



State of Louisiana
STATE CIVIL SERVICE
PES Annual Report - Fiscal Year 2021-2022

Agency: Abbeville Housing Authority

Performance Year 07/01/2021 - 06/30/2022	Total # of Employees	Total %
Number of employees that were rated	2	100%
Number of employees that were unrated	0	0%



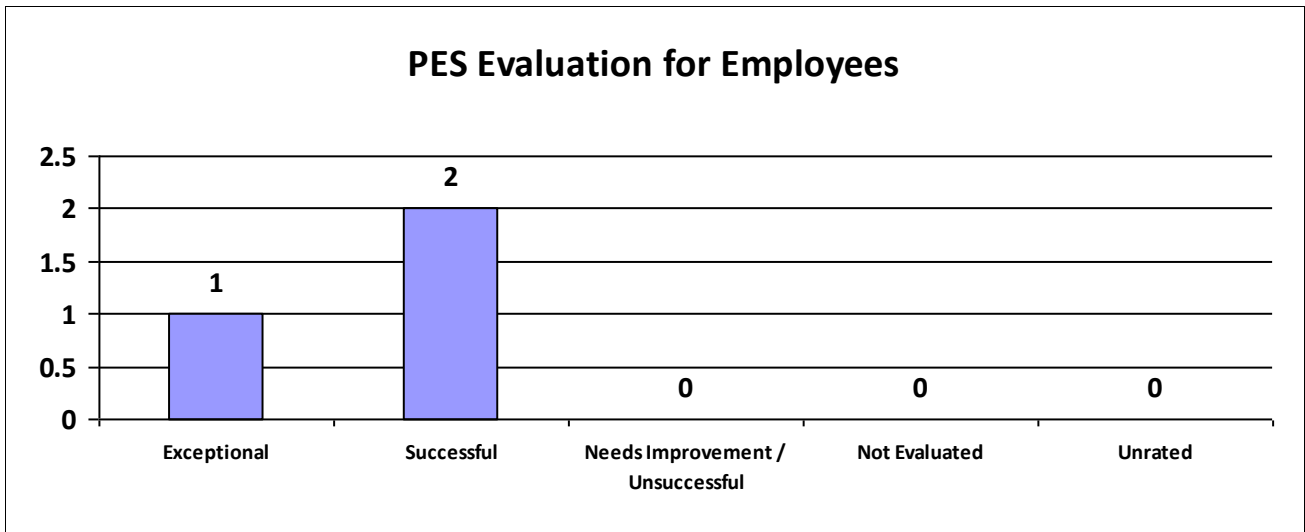
Information contained within this report reflects unaudited data provided directly to the Louisiana Department of State Civil Service by each state agency. Inconsistencies found throughout the report may be attributed to personnel changes not properly reflected in the agency's human resources information system during the performance evaluation period.



State of Louisiana
STATE CIVIL SERVICE
PES Annual Report - Fiscal Year 2021-2022

Agency: Berwick Housing Authority

Performance Year 07/01/2021 - 06/30/2022	Total # of Employees	Total %
Number of employees that were rated	3	100%
Number of employees that were unrated	0	0%



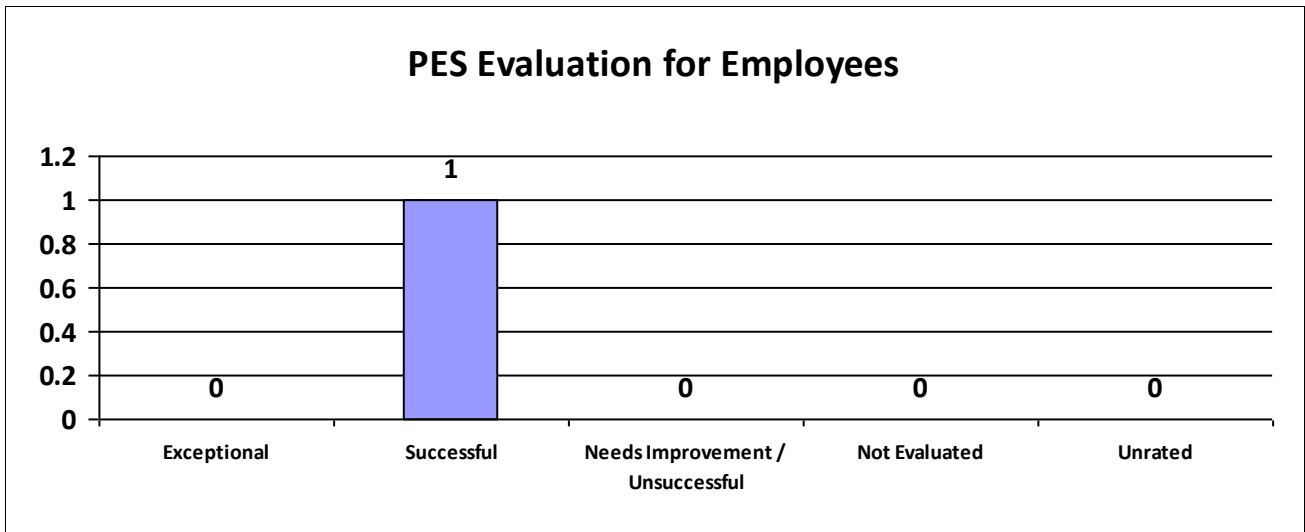
Information contained within this report reflects unaudited data provided directly to the Louisiana Department of State Civil Service by each state agency. Inconsistencies found throughout the report may be attributed to personnel changes not properly reflected in the agency's human resources information system during the performance evaluation period.



State of Louisiana
STATE CIVIL SERVICE
PES Annual Report - Fiscal Year 2021-2022

Agency: Bogalusa Housing Authority

Performance Year 07/01/2021 - 06/30/2022	Total # of Employees	Total %
Number of employees that were rated	1	100%
Number of employees that were unrated	0	0%




Information contained within this report reflects unaudited data provided directly to the Louisiana Department of State Civil Service by each state agency. Inconsistencies found throughout the report may be attributed to personnel changes not properly reflected in the agency's human resources information system during the performance evaluation period.



State of Louisiana
STATE CIVIL SERVICE
PES Annual Report - Fiscal Year 2021-2022

Agency: Breaux Bridge Housing Authority

Performance Year 07/01/2021 - 06/30/2022	Total # of Employees	Total %
Number of employees that were rated	1	100%
Number of employees that were unrated	0	0%



Information contained within this report reflects unaudited data provided directly to the Louisiana Department of State Civil Service by each state agency. Inconsistencies found throughout the report may be attributed to personnel changes not properly reflected in the agency's human resources information system during the performance evaluation period.



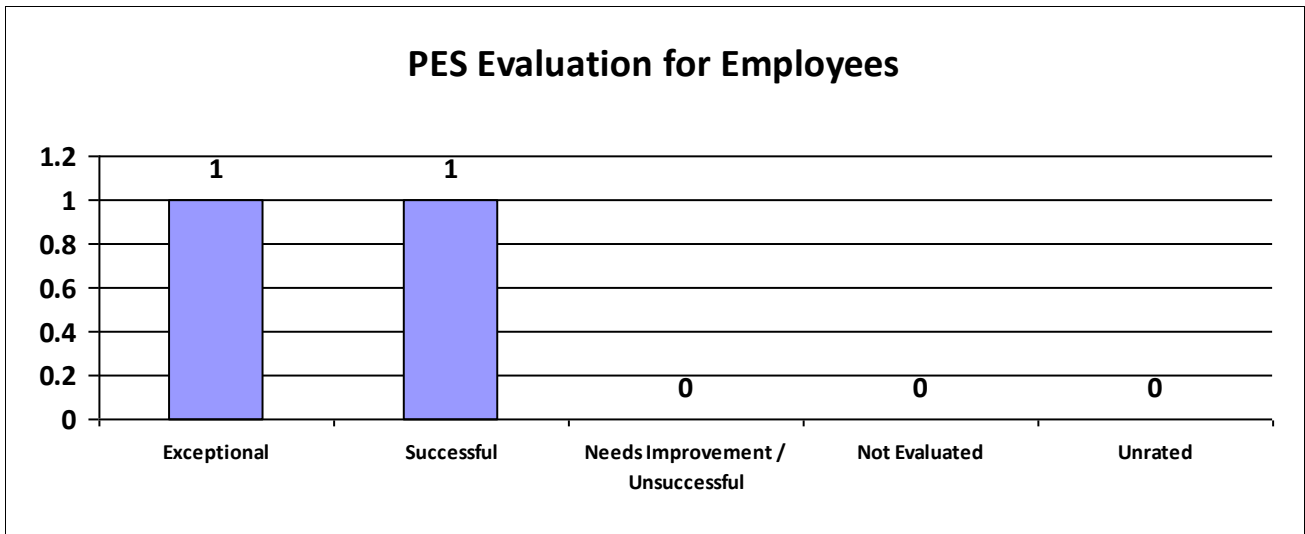
State of Louisiana

STATE CIVIL SERVICE

PES Annual Report - Fiscal Year 2021-2022

Agency: Church Point Housing Authority

Performance Year 07/01/2021 - 06/30/2022	Total # of Employees	Total %
Number of employees that were rated	2	100%
Number of employees that were unrated	0	0%



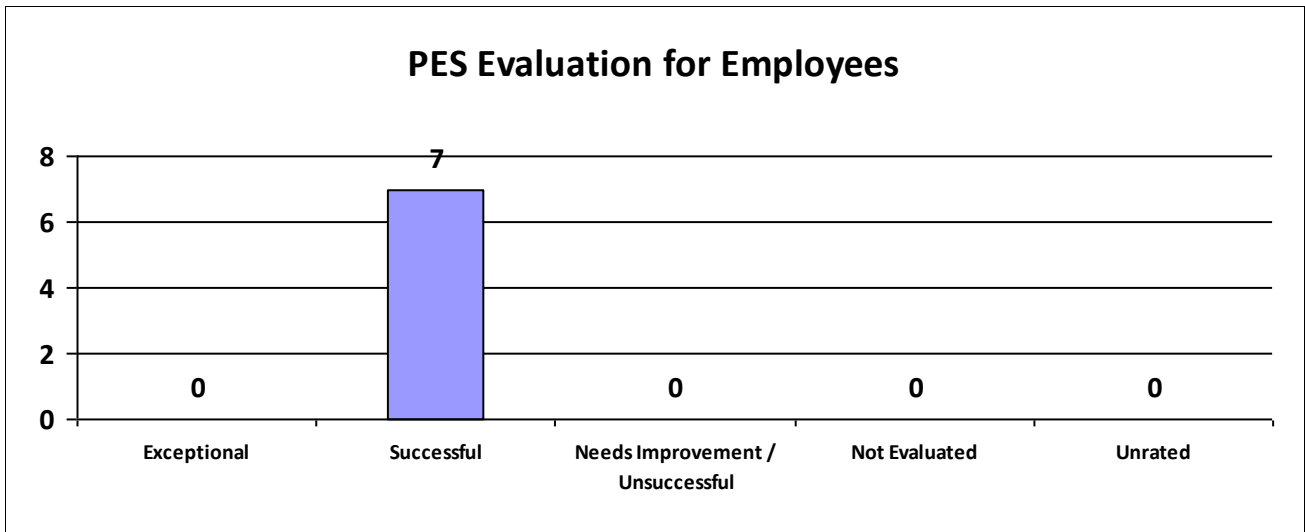
Information contained within this report reflects unaudited data provided directly to the Louisiana Department of State Civil Service by each state agency. Inconsistencies found throughout the report may be attributed to personnel changes not properly reflected in the agency's human resources information system during the performance evaluation period.



State of Louisiana
STATE CIVIL SERVICE
PES Annual Report - Fiscal Year 2021-2022

Agency: Crowley Housing Authority

Performance Year 07/01/2021 - 06/30/2022	Total # of Employees	Total %
Number of employees that were rated	7	100%
Number of employees that were unrated	0	0%



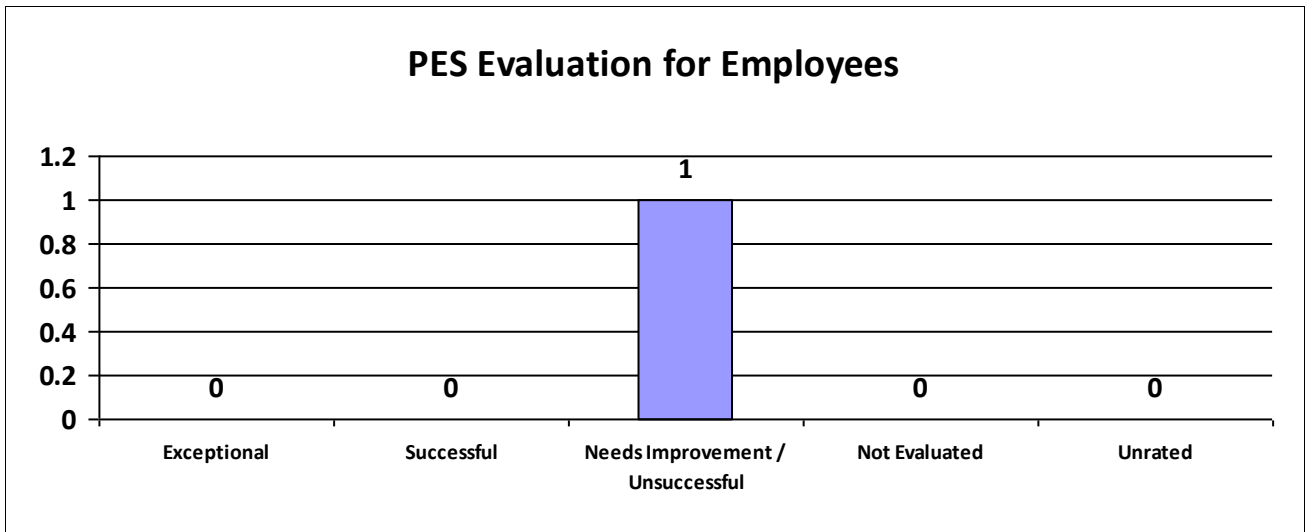
Information contained within this report reflects unaudited data provided directly to the Louisiana Department of State Civil Service by each state agency. Inconsistencies found throughout the report may be attributed to personnel changes not properly reflected in the agency's human resources information system during the performance evaluation period.



State of Louisiana
STATE CIVIL SERVICE
PES Annual Report - Fiscal Year 2021-2022

Agency: Delcambre Housing Authority

Performance Year 07/01/2021 - 06/30/2022	Total # of Employees	Total %
Number of employees that were rated	1	100%
Number of employees that were unrated	0	0%



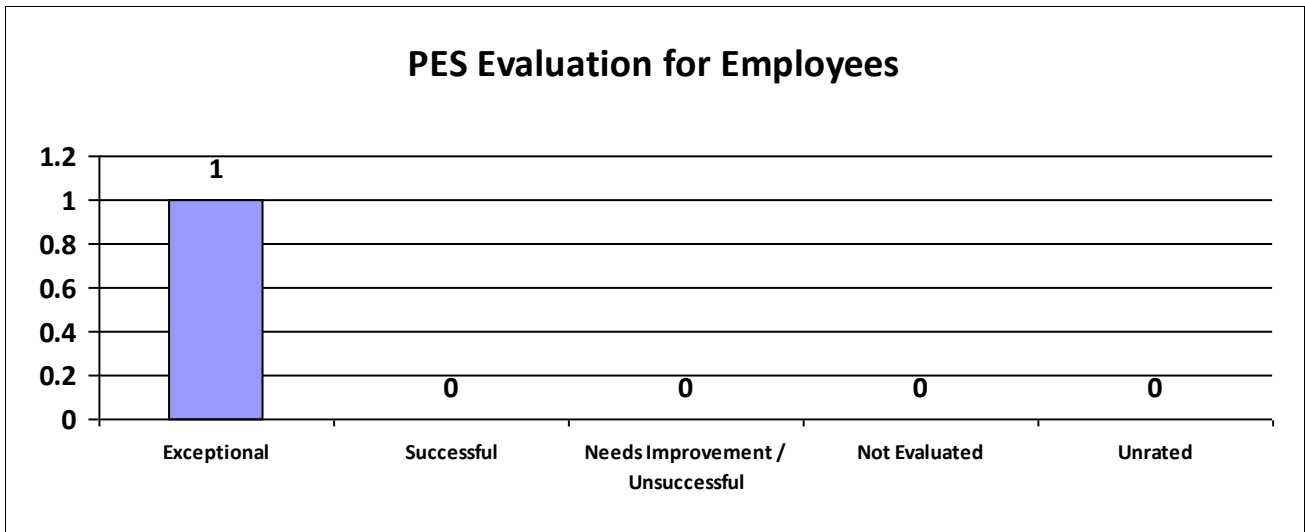
Information contained within this report reflects unaudited data provided directly to the Louisiana Department of State Civil Service by each state agency. Inconsistencies found throughout the report may be attributed to personnel changes not properly reflected in the agency's human resources information system during the performance evaluation period.



State of Louisiana
STATE CIVIL SERVICE
PES Annual Report - Fiscal Year 2021-2022

Agency: DeQuincy Housing Authority

Performance Year 07/01/2021 - 06/30/2022	Total # of Employees	Total %
Number of employees that were rated	1	100%
Number of employees that were unrated	0	0%



Information contained within this report reflects unaudited data provided directly to the Louisiana Department of State Civil Service by each state agency. Inconsistencies found throughout the report may be attributed to personnel changes not properly reflected in the agency's human resources information system during the performance evaluation period.



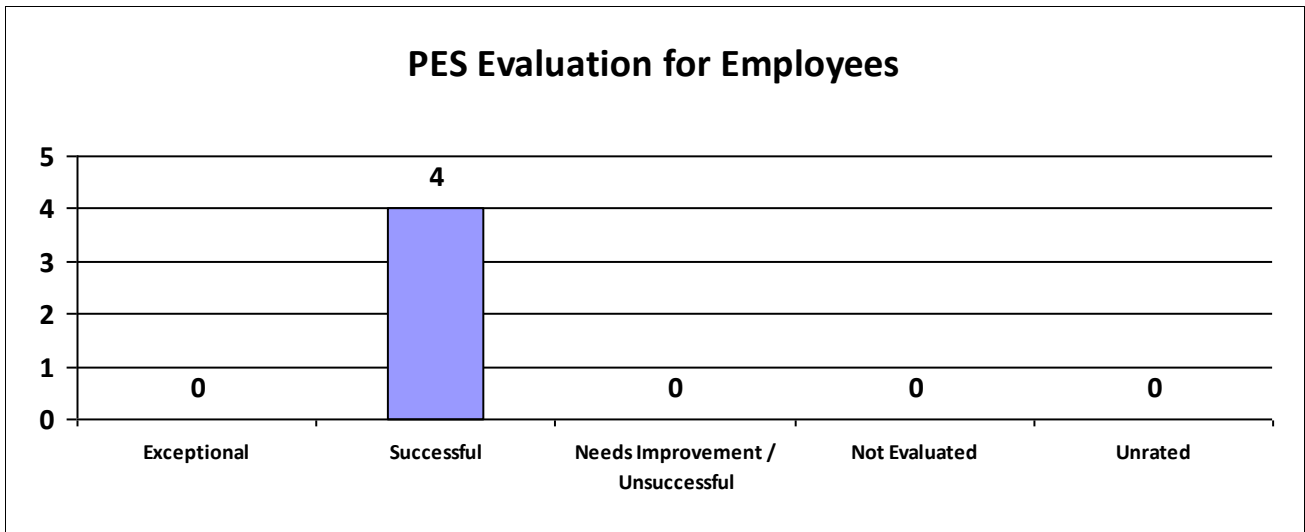
State of Louisiana

STATE CIVIL SERVICE

PES Annual Report - Fiscal Year 2021-2022

Agency: Donaldsonville Housing Authority

Performance Year 07/01/2021 - 06/30/2022	Total # of Employees	Total %
Number of employees that were rated	4	100%
Number of employees that were unrated	0	0%



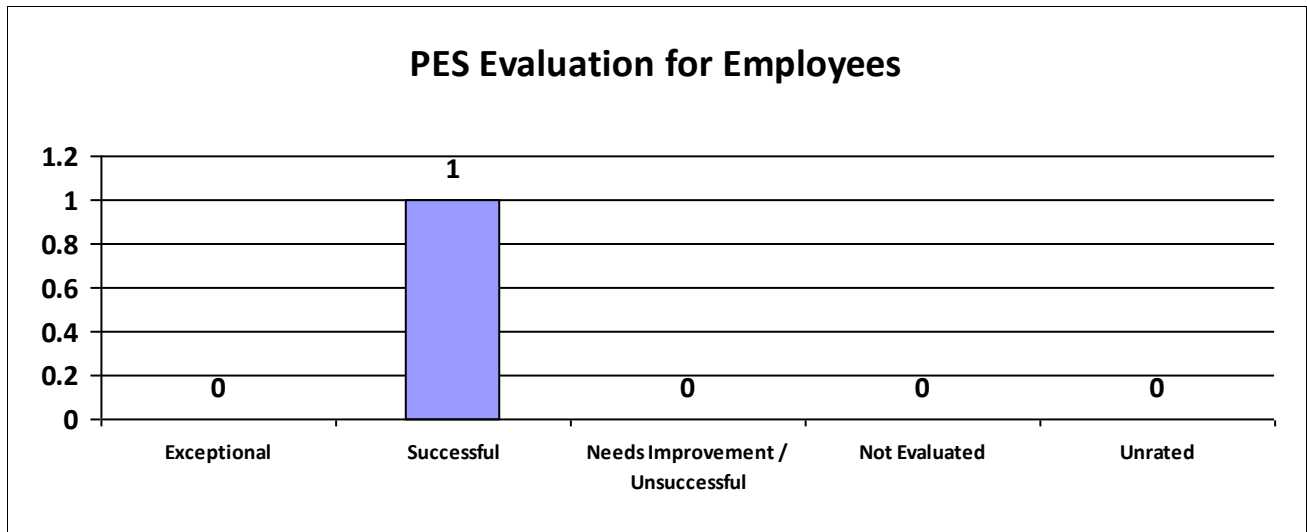
Information contained within this report reflects unaudited data provided directly to the Louisiana Department of State Civil Service by each state agency. Inconsistencies found throughout the report may be attributed to personnel changes not properly reflected in the agency's human resources information system during the performance evaluation period.



State of Louisiana
STATE CIVIL SERVICE
PES Annual Report - Fiscal Year 2021-2022

Agency: Erath Housing Authority

Performance Year 07/01/2021 - 06/30/2022	Total # of Employees	Total %
Number of employees that were rated	1	100%
Number of employees that were unrated	0	0%



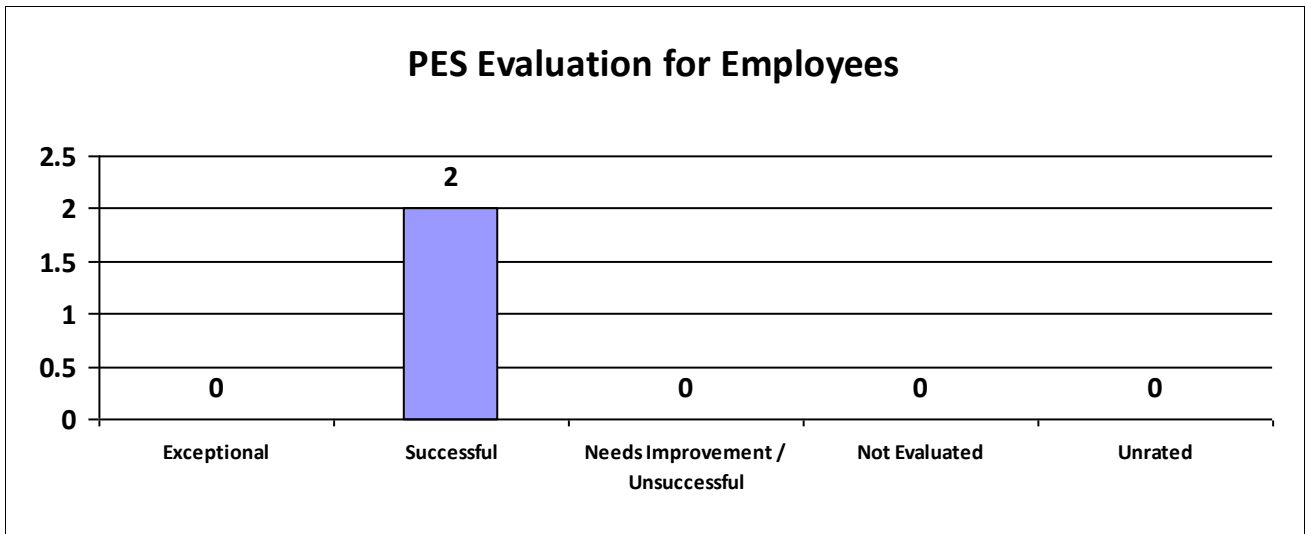
Information contained within this report reflects unaudited data provided directly to the Louisiana Department of State Civil Service by each state agency. Inconsistencies found throughout the report may be attributed to personnel changes not properly reflected in the agency's human resources information system during the performance evaluation period.



State of Louisiana
STATE CIVIL SERVICE
PES Annual Report - Fiscal Year 2021-2022

Agency: Merryville Housing Authority

Performance Year 07/01/2021 - 06/30/2022	Total # of Employees	Total %
Number of employees that were rated	2	100%
Number of employees that were unrated	0	0%



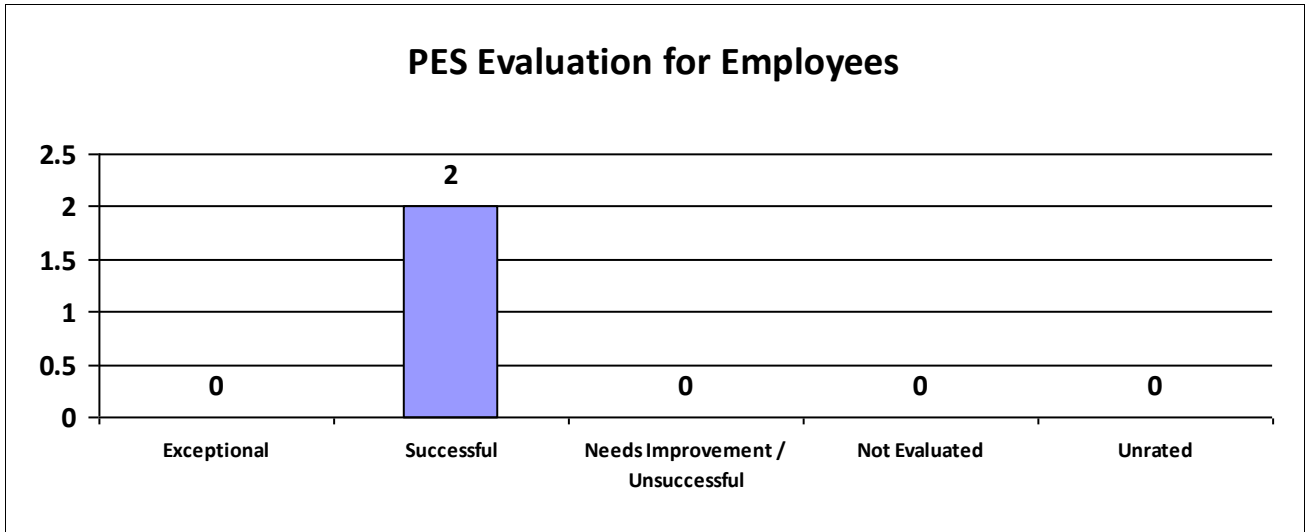
Information contained within this report reflects unaudited data provided directly to the Louisiana Department of State Civil Service by each state agency. Inconsistencies found throughout the report may be attributed to personnel changes not properly reflected in the agency's human resources information system during the performance evaluation period.



State of Louisiana
STATE CIVIL SERVICE
PES Annual Report - Fiscal Year 2021-2022

Agency: Rayville Housing Authority

Performance Year 07/01/2021 - 06/30/2022	Total # of Employees	Total %
Number of employees that were rated	2	100%
Number of employees that were unrated	0	0%



Information contained within this report reflects unaudited data provided directly to the Louisiana Department of State Civil Service by each state agency. Inconsistencies found throughout the report may be attributed to personnel changes not properly reflected in the agency's human resources information system during the performance evaluation period.



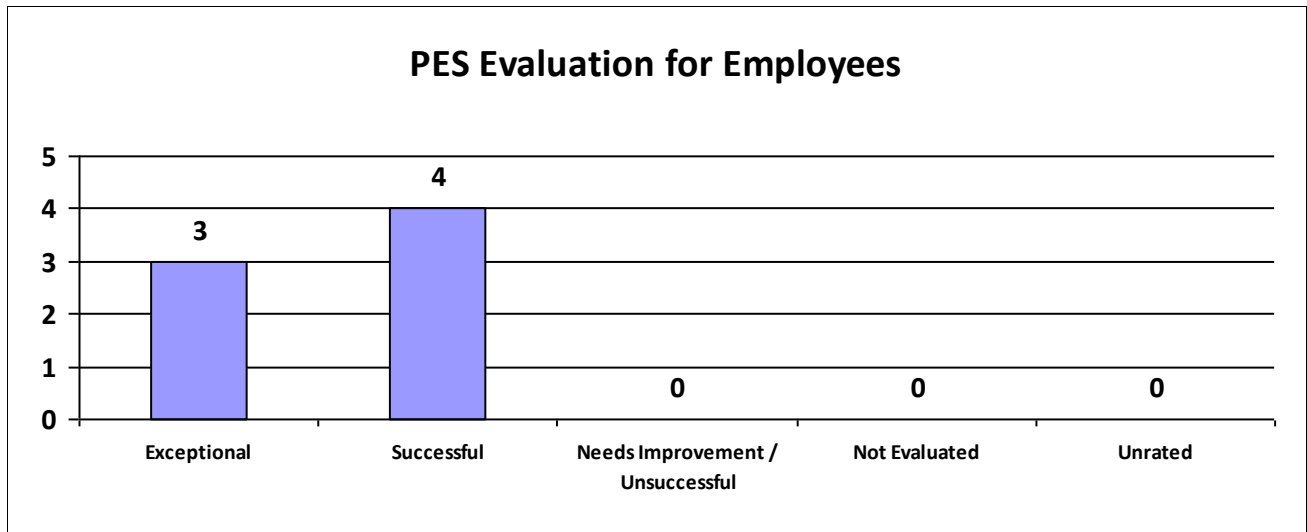
State of Louisiana

STATE CIVIL SERVICE

PES Annual Report - Fiscal Year 2021-2022

Agency: Sabine Parish Housing Authority

Performance Year 07/01/2021 - 06/30/2022	Total # of Employees	Total %
Number of employees that were rated	7	100%
Number of employees that were unrated	0	0%



Information contained within this report reflects unaudited data provided directly to the Louisiana Department of State Civil Service by each state agency. Inconsistencies found throughout the report may be attributed to personnel changes not properly reflected in the agency's human resources information system during the performance evaluation period.



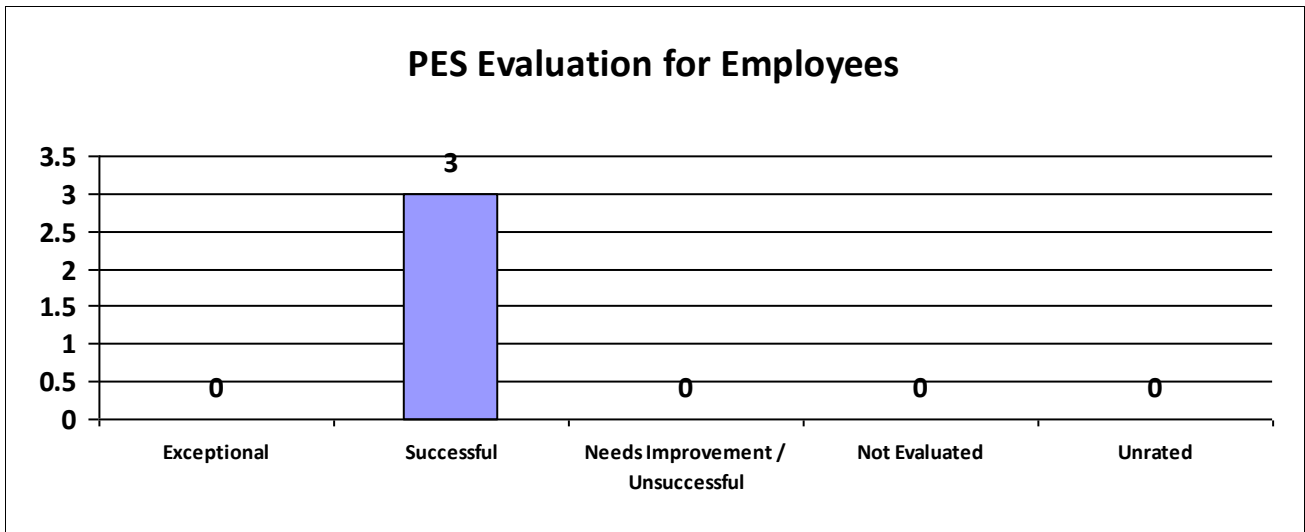
State of Louisiana

STATE CIVIL SERVICE

PES Annual Report - Fiscal Year 2021-2022

Agency: South Landry Housing Authority

Performance Year 07/01/2021 - 06/30/2022	Total # of Employees	Total %
Number of employees that were rated	3	100%
Number of employees that were unrated	0	0%



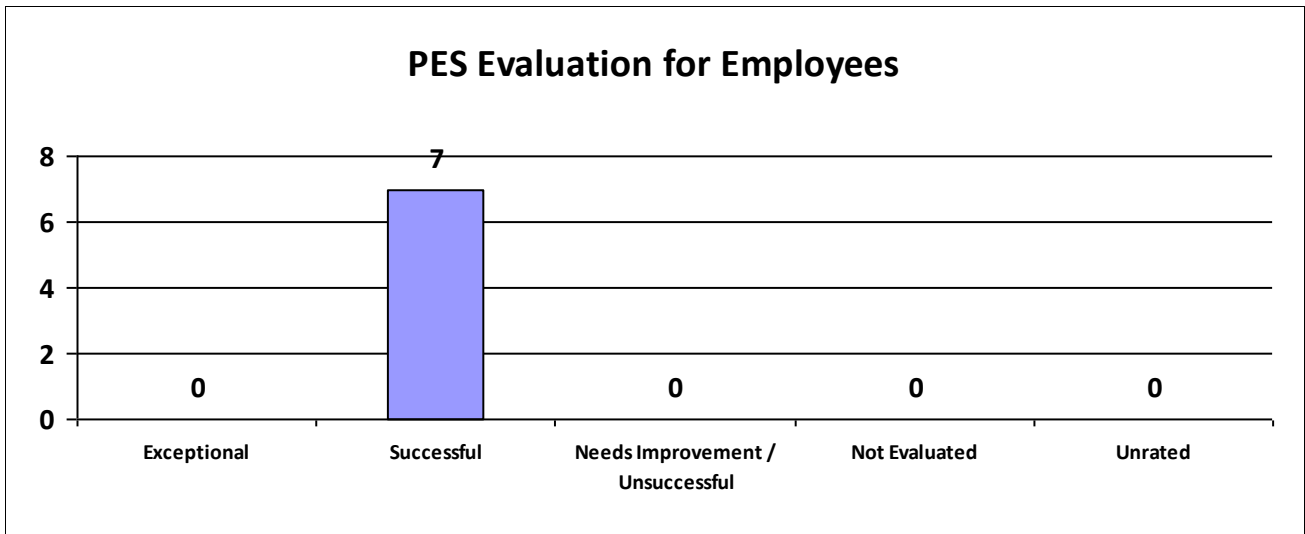
Information contained within this report reflects unaudited data provided directly to the Louisiana Department of State Civil Service by each state agency. Inconsistencies found throughout the report may be attributed to personnel changes not properly reflected in the agency's human resources information system during the performance evaluation period.



State of Louisiana
STATE CIVIL SERVICE
PES Annual Report - Fiscal Year 2021-2022

Agency: St James Parish Housing Authority

Performance Year 07/01/2021 - 06/30/2022	Total # of Employees	Total %
Number of employees that were rated	7	100%
Number of employees that were unrated	0	0%



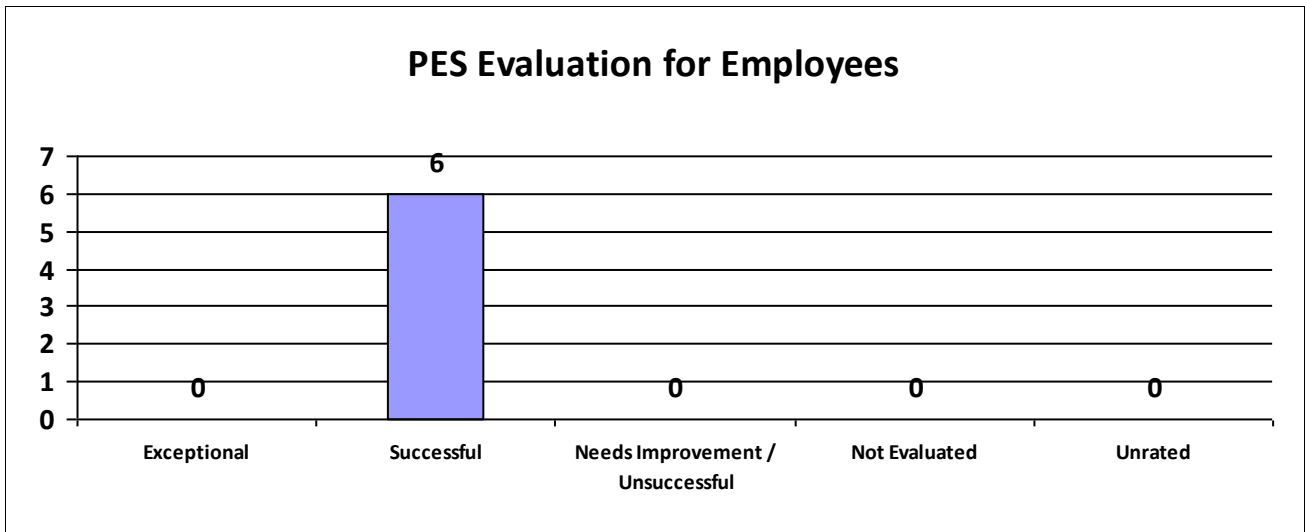
Information contained within this report reflects unaudited data provided directly to the Louisiana Department of State Civil Service by each state agency. Inconsistencies found throughout the report may be attributed to personnel changes not properly reflected in the agency's human resources information system during the performance evaluation period.



State of Louisiana
STATE CIVIL SERVICE
PES Annual Report - Fiscal Year 2021-2022

Agency: Sulphur Housing Authority

Performance Year 07/01/2021 - 06/30/2022	Total # of Employees	Total %
Number of employees that were rated	6	100%
Number of employees that were unrated	0	0%



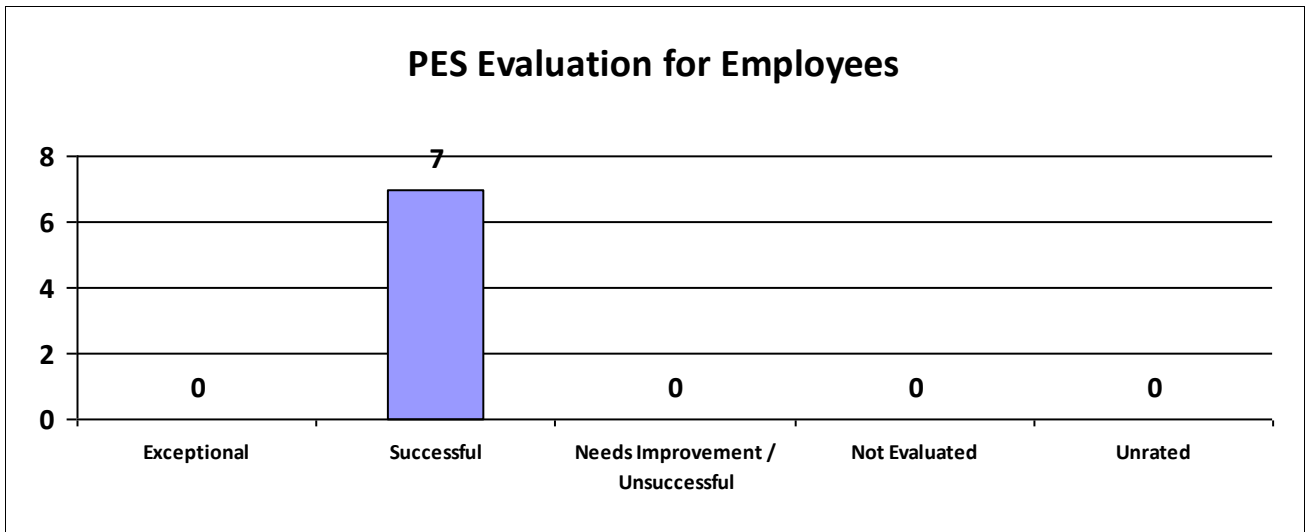
Information contained within this report reflects unaudited data provided directly to the Louisiana Department of State Civil Service by each state agency. Inconsistencies found throughout the report may be attributed to personnel changes not properly reflected in the agency's human resources information system during the performance evaluation period.



State of Louisiana
STATE CIVIL SERVICE
PES Annual Report - Fiscal Year 2021-2022

Agency: Thibodaux Housing Authority

Performance Year 07/01/2021 - 06/30/2022	Total # of Employees	Total %
Number of employees that were rated	7	100%
Number of employees that were unrated	0	0%



Information contained within this report reflects unaudited data provided directly to the Louisiana Department of State Civil Service by each state agency. Inconsistencies found throughout the report may be attributed to personnel changes not properly reflected in the agency's human resources information system during the performance evaluation period.



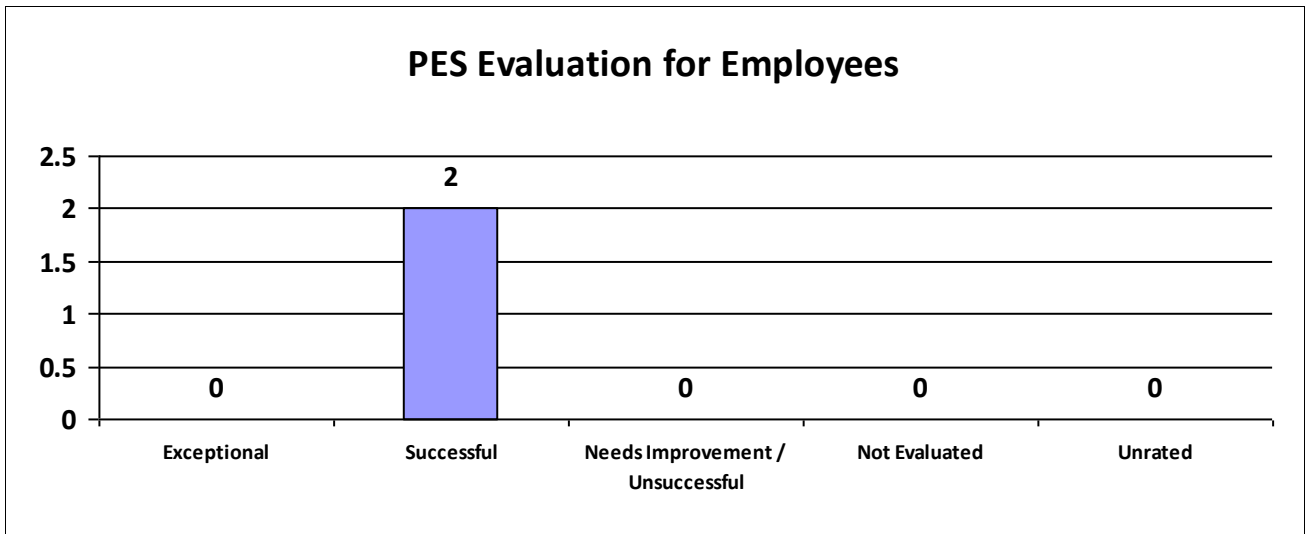
State of Louisiana

STATE CIVIL SERVICE

PES Annual Report - Fiscal Year 2021-2022

Agency: Vernon Parish Housing Authority

Performance Year 07/01/2021 - 06/30/2022	Total # of Employees	Total %
Number of employees that were rated	2	100%
Number of employees that were unrated	0	0%



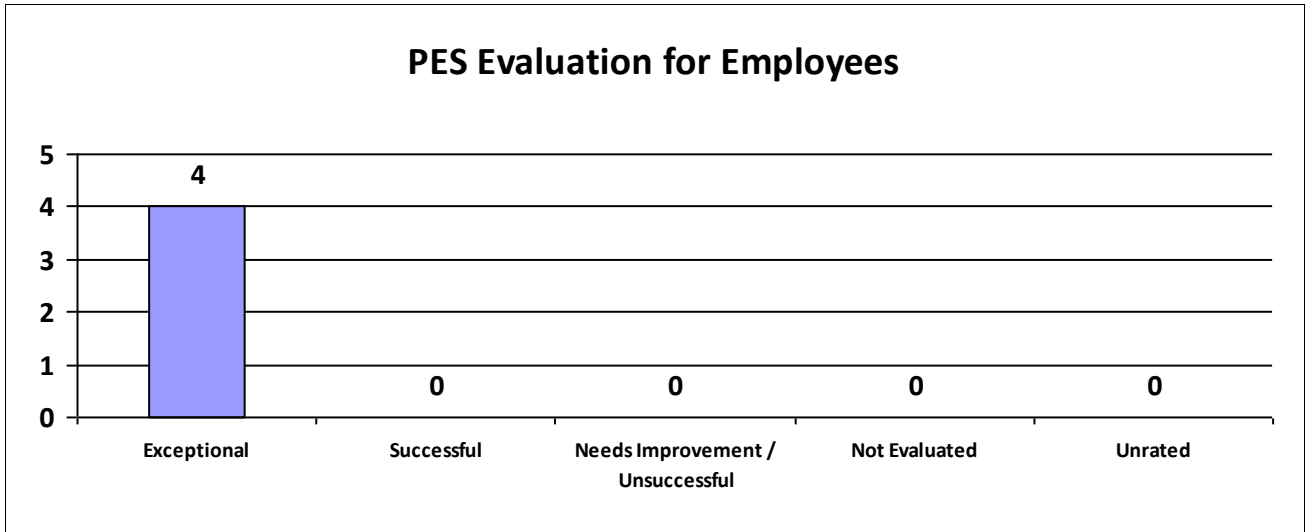
Information contained within this report reflects unaudited data provided directly to the Louisiana Department of State Civil Service by each state agency. Inconsistencies found throughout the report may be attributed to personnel changes not properly reflected in the agency's human resources information system during the performance evaluation period.



State of Louisiana
STATE CIVIL SERVICE
PES Annual Report - Fiscal Year 2021-2022

Agency: Ville Platte Housing Authority

Performance Year 07/01/2021 - 06/30/2022	Total # of Employees	Total %
Number of employees that were rated	4	100%
Number of employees that were unrated	0	0%



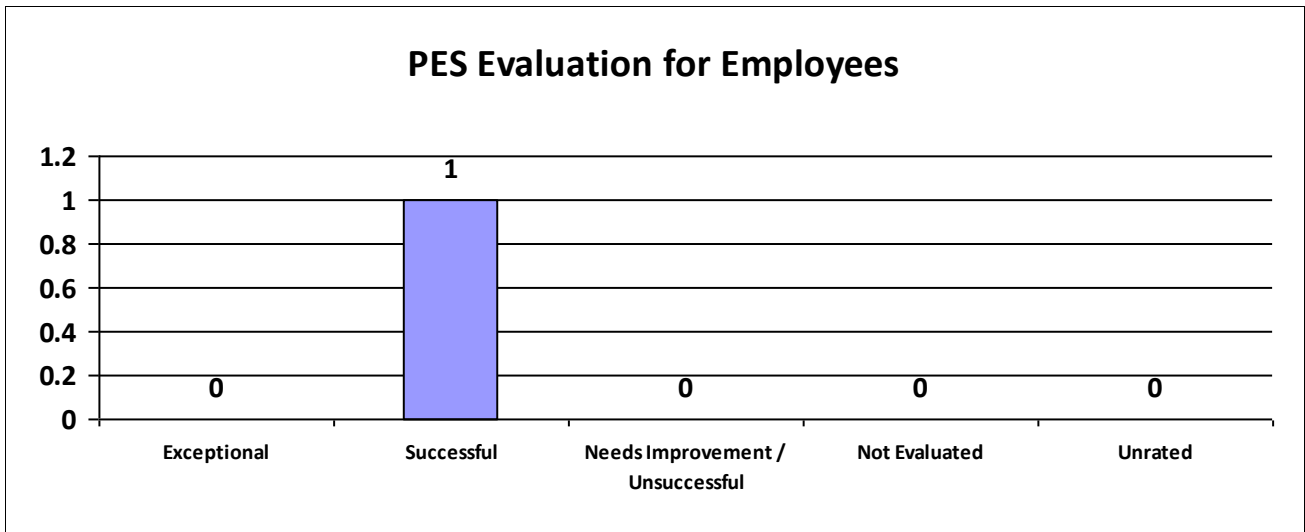
Information contained within this report reflects unaudited data provided directly to the Louisiana Department of State Civil Service by each state agency. Inconsistencies found throughout the report may be attributed to personnel changes not properly reflected in the agency's human resources information system during the performance evaluation period.



State of Louisiana
STATE CIVIL SERVICE
PES Annual Report - Fiscal Year 2021-2022

Agency: Vinton Housing Authority

Performance Year 07/01/2021 - 06/30/2022	Total # of Employees	Total %
Number of employees that were rated	1	100%
Number of employees that were unrated	0	0%



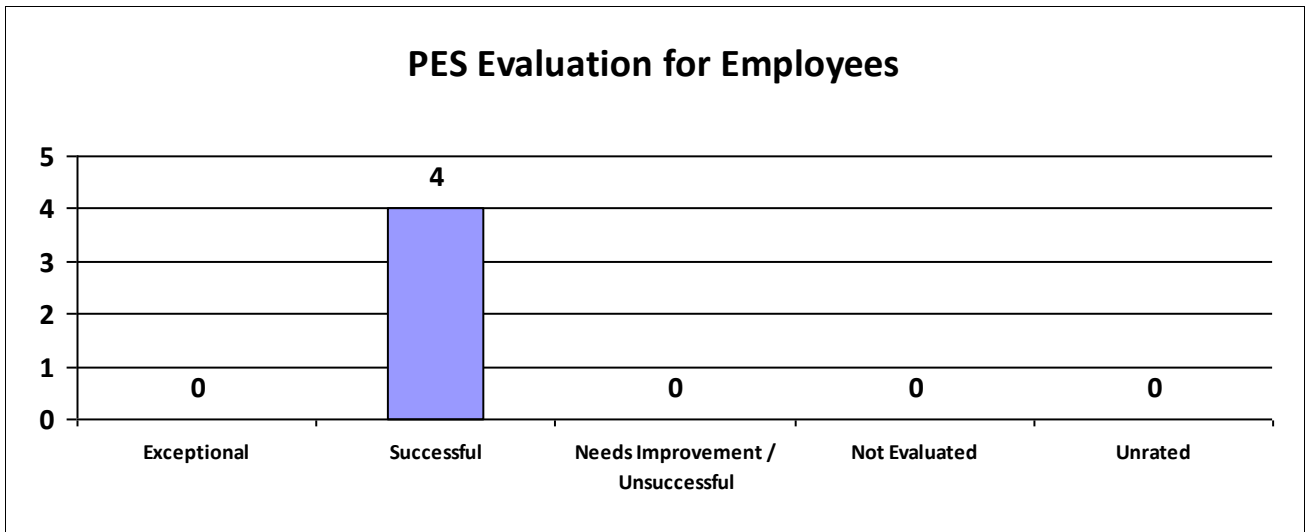
Information contained within this report reflects unaudited data provided directly to the Louisiana Department of State Civil Service by each state agency. Inconsistencies found throughout the report may be attributed to personnel changes not properly reflected in the agency's human resources information system during the performance evaluation period.



State of Louisiana
STATE CIVIL SERVICE
PES Annual Report - Fiscal Year 2021-2022

Agency: White Castle Housing Authority

Performance Year 07/01/2021 - 06/30/2022	Total # of Employees	Total %
Number of employees that were rated	4	100%
Number of employees that were unrated	0	0%



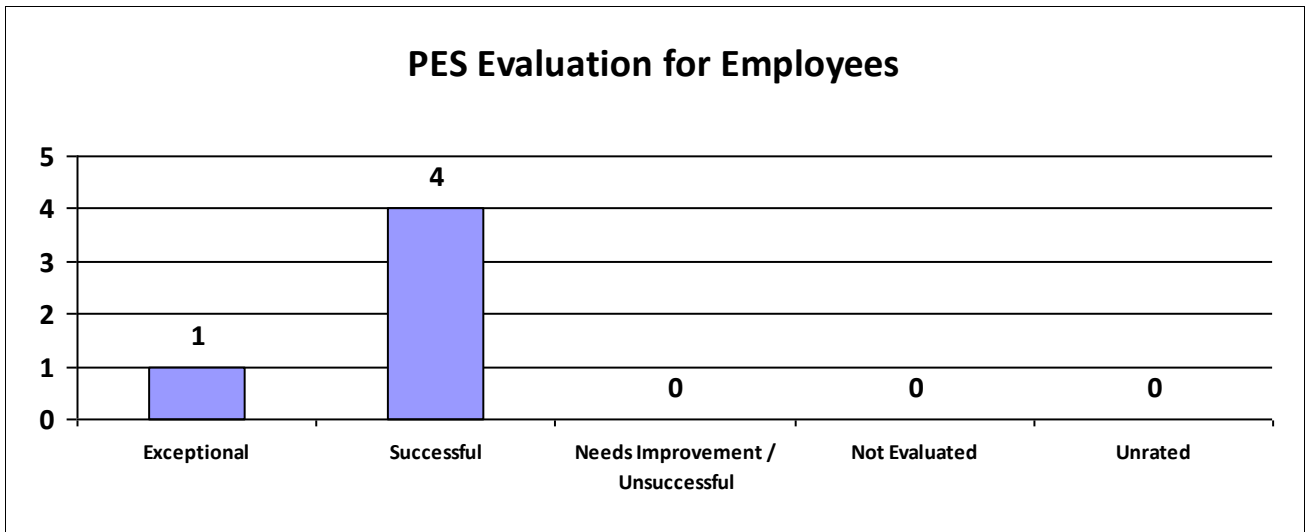
Information contained within this report reflects unaudited data provided directly to the Louisiana Department of State Civil Service by each state agency. Inconsistencies found throughout the report may be attributed to personnel changes not properly reflected in the agency's human resources information system during the performance evaluation period.



State of Louisiana
STATE CIVIL SERVICE
PES Annual Report - Fiscal Year 2021-2022

Agency: Winnsboro Housing Authority

Performance Year 07/01/2021 - 06/30/2022	Total # of Employees	Total %
Number of employees that were rated	5	100%
Number of employees that were unrated	0	0%



Information contained within this report reflects unaudited data provided directly to the Louisiana Department of State Civil Service by each state agency. Inconsistencies found throughout the report may be attributed to personnel changes not properly reflected in the agency's human resources information system during the performance evaluation period.



State of Louisiana

STATE CIVIL SERVICE

PES Annual Report - Fiscal Year 2021-2022

Major Department: LOUISIANA DEPARTMENT OF HEALTH

Performance Year 07/01/2021 - 06/30/2022	Total # of Employees	Total %
Number of employees that were rated	6,565	100%
Number of employees that were unrated	14	0.21%
Number of employees that were rated Exceptional	792	12%
Number of employees that were rated Successful	5,367	81.75%
Number of employees that were rated Needs Improvement / Unsuccessful	146	2%
Number of employees that were rated Not Evaluated	260	3.96%
Number of employees that were rated Unrated	14	0%

Information contained within this report reflects unaudited data provided directly to the Louisiana Department of State Civil Service by each state agency. Inconsistencies found throughout the report may be attributed to personnel changes not properly reflected in the agency's human resources information system during the performance evaluation period.



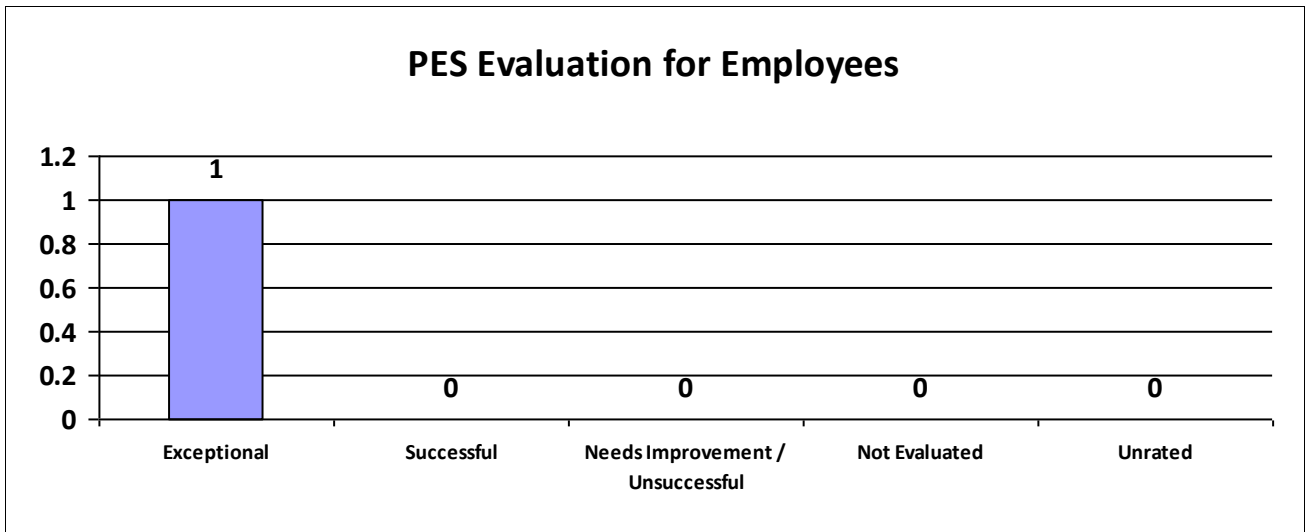
State of Louisiana

STATE CIVIL SERVICE

PES Annual Report - Fiscal Year 2021-2022

Agency: Embalm&Funrl Dir La St Bd /LDH

Performance Year 07/01/2021 - 06/30/2022	Total # of Employees	Total %
Number of employees that were rated	1	100%
Number of employees that were unrated	0	0%



Information contained within this report reflects unaudited data provided directly to the Louisiana Department of State Civil Service by each state agency. Inconsistencies found throughout the report may be attributed to personnel changes not properly reflected in the agency's human resources information system during the performance evaluation period.



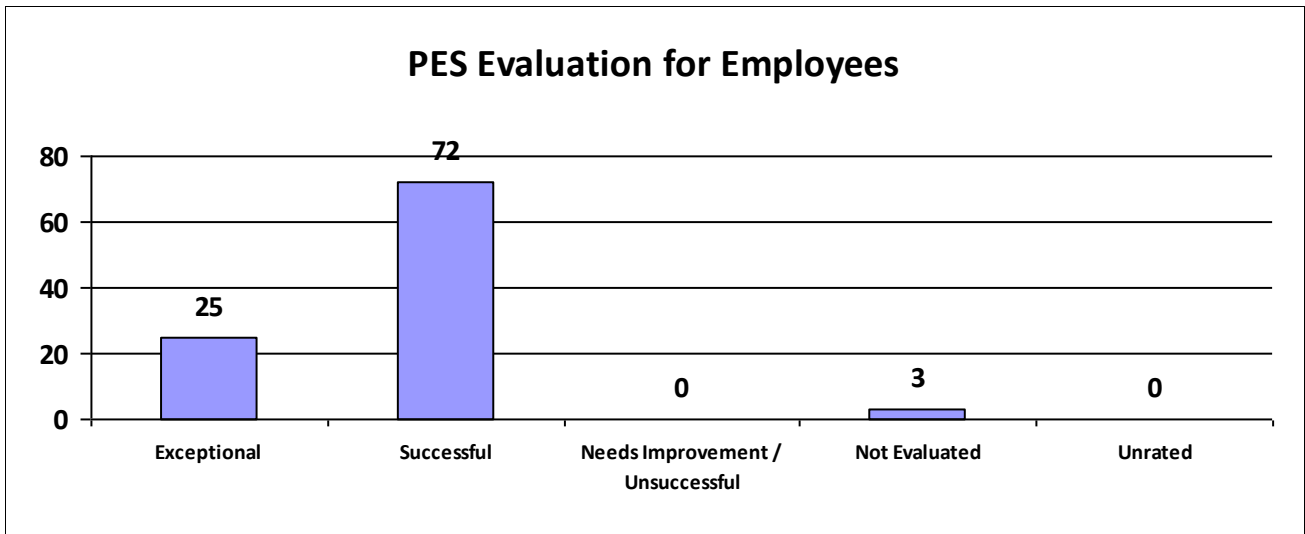
State of Louisiana

STATE CIVIL SERVICE

PES Annual Report - Fiscal Year 2021-2022

Agency: LDH-Acadiana Area Hman Svc Dst

Performance Year 07/01/2021 - 06/30/2022	Total # of Employees	Total %
Number of employees that were rated	100	100%
Number of employees that were unrated	0	0%



Information contained within this report reflects unaudited data provided directly to the Louisiana Department of State Civil Service by each state agency. Inconsistencies found throughout the report may be attributed to personnel changes not properly reflected in the agency's human resources information system during the performance evaluation period.



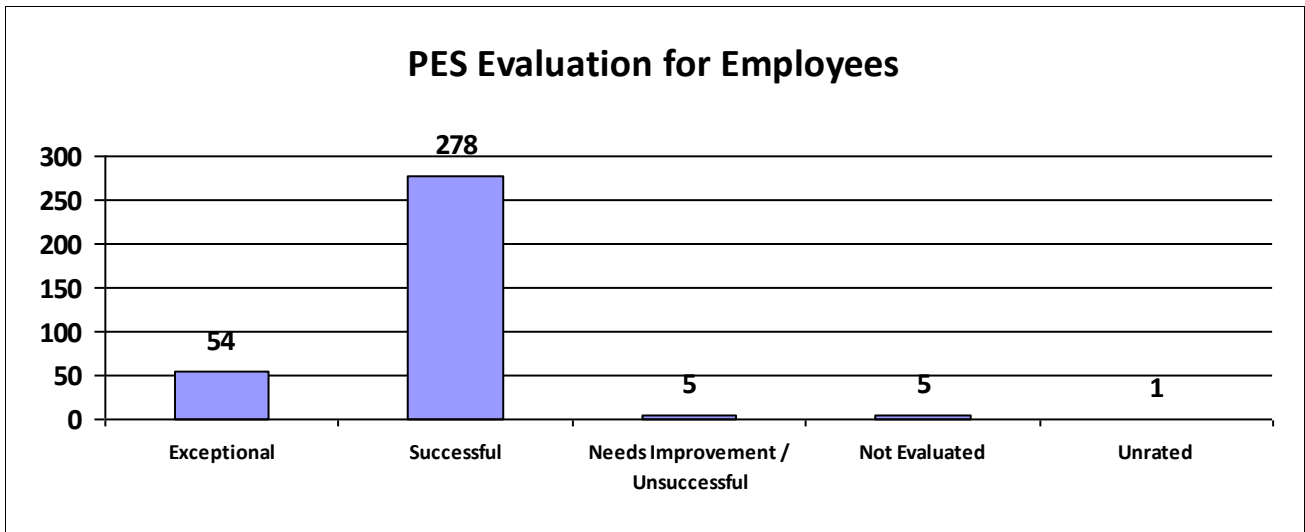
State of Louisiana

STATE CIVIL SERVICE

PES Annual Report - Fiscal Year 2021-2022

Agency: LDH-Aging and Adult Services

Performance Year 07/01/2021 - 06/30/2022	Total # of Employees	Total %
Number of employees that were rated	342	100%
Number of employees that were unrated	1	0%



Information contained within this report reflects unaudited data provided directly to the Louisiana Department of State Civil Service by each state agency. Inconsistencies found throughout the report may be attributed to personnel changes not properly reflected in the agency's human resources information system during the performance evaluation period.



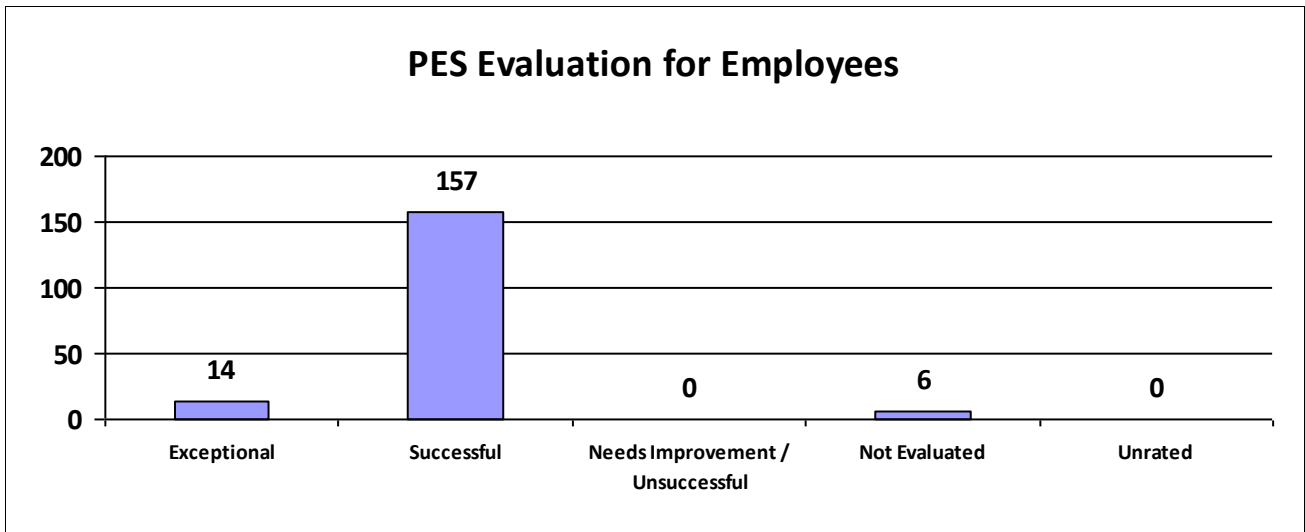
State of Louisiana

STATE CIVIL SERVICE

PES Annual Report - Fiscal Year 2021-2022

Agency: LDH-Capital Area Human Svc Dst

Performance Year 07/01/2021 - 06/30/2022	Total # of Employees	Total %
Number of employees that were rated	177	100%
Number of employees that were unrated	0	0%



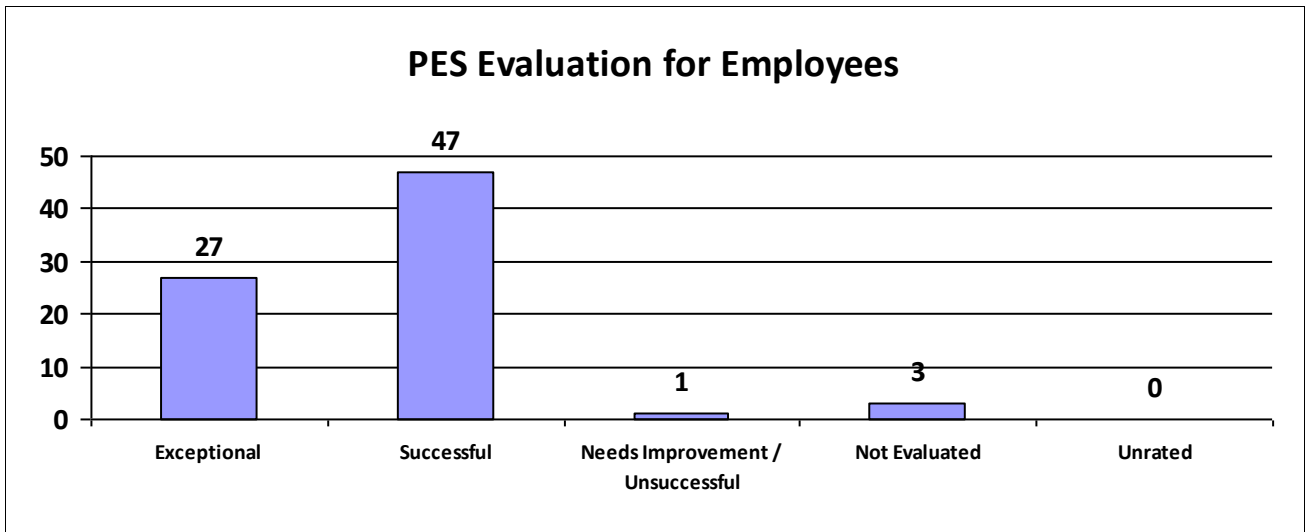
Information contained within this report reflects unaudited data provided directly to the Louisiana Department of State Civil Service by each state agency. Inconsistencies found throughout the report may be attributed to personnel changes not properly reflected in the agency's human resources information system during the performance evaluation period.



State of Louisiana
STATE CIVIL SERVICE
PES Annual Report - Fiscal Year 2021-2022

Agency: LDH-Central LA Hum Svc Dist

Performance Year 07/01/2021 - 06/30/2022	Total # of Employees	Total %
Number of employees that were rated	78	100%
Number of employees that were unrated	0	0%



Information contained within this report reflects unaudited data provided directly to the Louisiana Department of State Civil Service by each state agency. Inconsistencies found throughout the report may be attributed to personnel changes not properly reflected in the agency's human resources information system during the performance evaluation period.



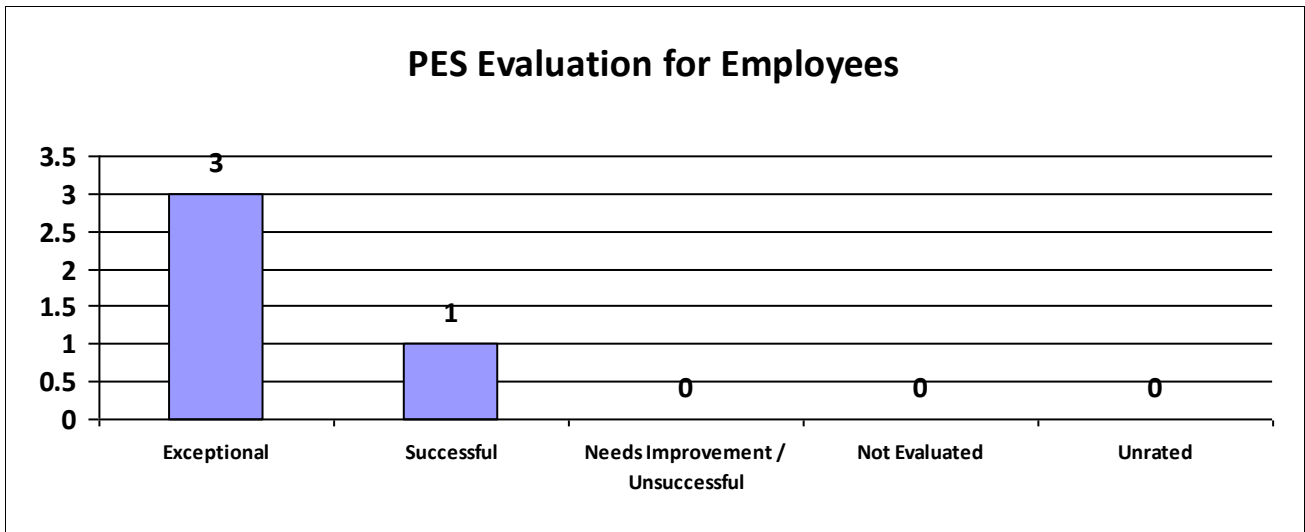
State of Louisiana

STATE CIVIL SERVICE

PES Annual Report - Fiscal Year 2021-2022

Agency: LDH-Developml Disabilities Cn

Performance Year 07/01/2021 - 06/30/2022	Total # of Employees	Total %
Number of employees that were rated	4	100%
Number of employees that were unrated	0	0%



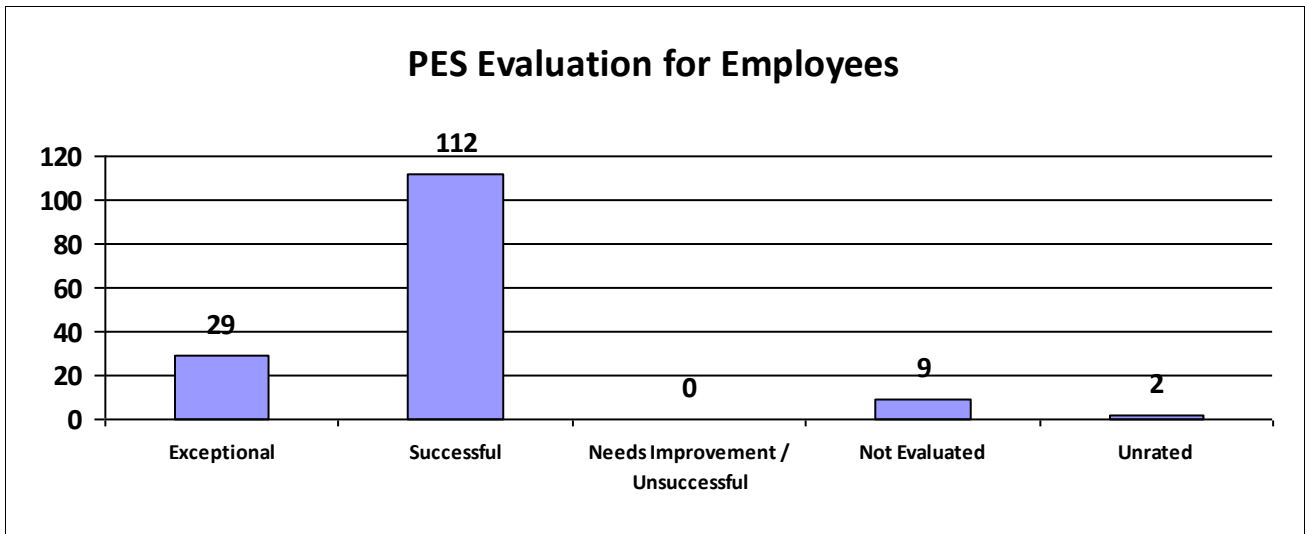
Information contained within this report reflects unaudited data provided directly to the Louisiana Department of State Civil Service by each state agency. Inconsistencies found throughout the report may be attributed to personnel changes not properly reflected in the agency's human resources information system during the performance evaluation period.



State of Louisiana
STATE CIVIL SERVICE
PES Annual Report - Fiscal Year 2021-2022

Agency: LDH-FI Parishes Human Srv Auth

Performance Year 07/01/2021 - 06/30/2022	Total # of Employees	Total %
Number of employees that were rated	150	100%
Number of employees that were unrated	2	1%



Information contained within this report reflects unaudited data provided directly to the Louisiana Department of State Civil Service by each state agency. Inconsistencies found throughout the report may be attributed to personnel changes not properly reflected in the agency's human resources information system during the performance evaluation period.



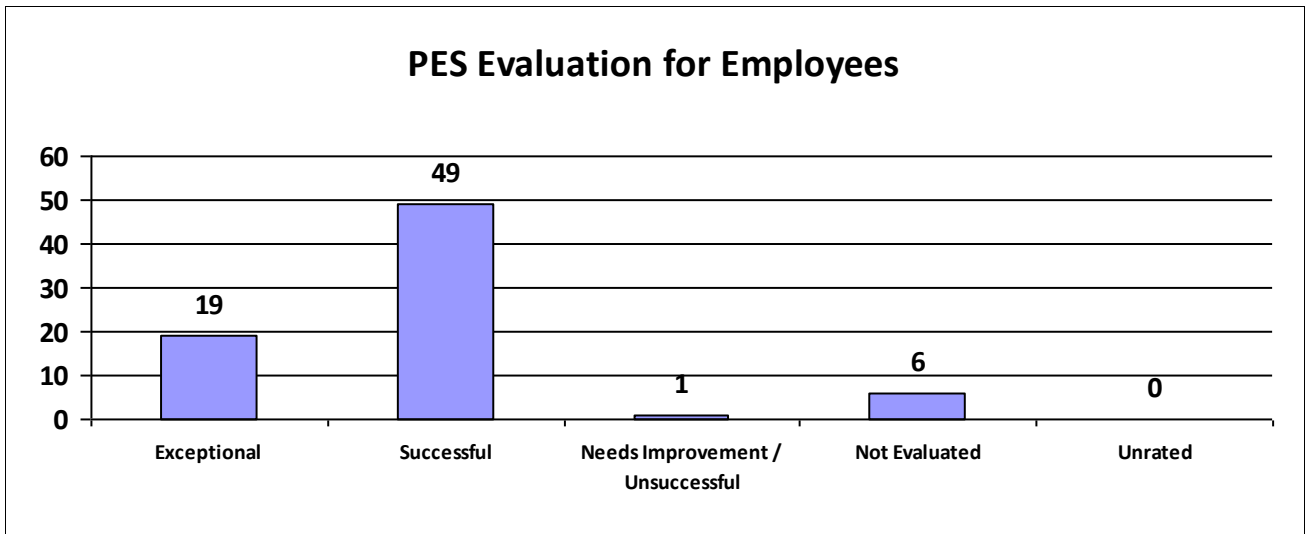
State of Louisiana

STATE CIVIL SERVICE

PES Annual Report - Fiscal Year 2021-2022

Agency: LDH-Imperial Calc Hum Svc Auth

Performance Year 07/01/2021 - 06/30/2022	Total # of Employees	Total %
Number of employees that were rated	75	100%
Number of employees that were unrated	0	0%



Information contained within this report reflects unaudited data provided directly to the Louisiana Department of State Civil Service by each state agency. Inconsistencies found throughout the report may be attributed to personnel changes not properly reflected in the agency's human resources information system during the performance evaluation period.



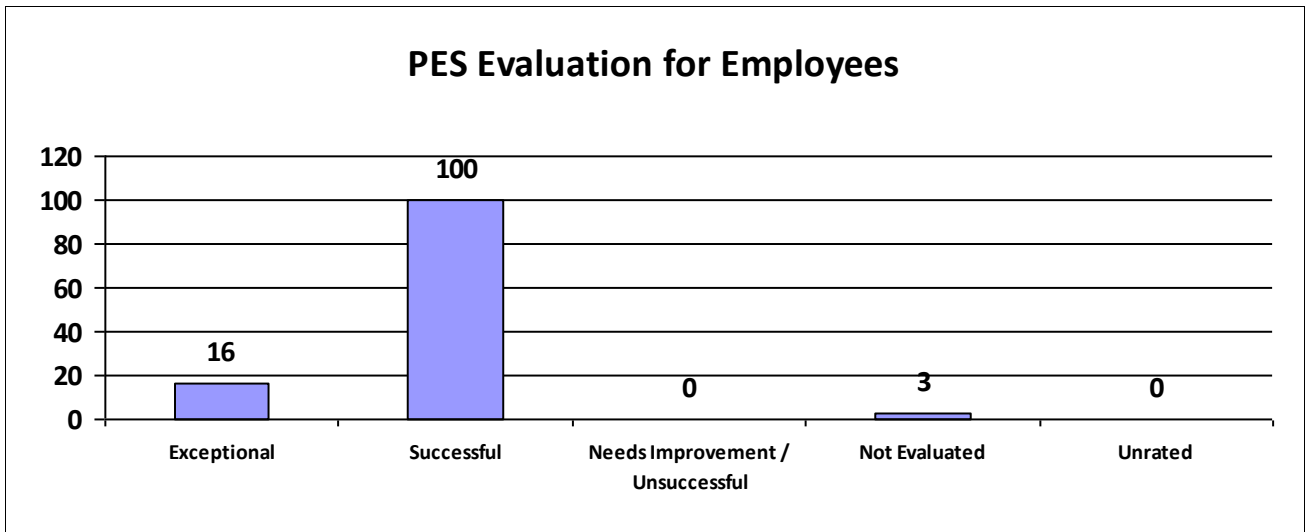
State of Louisiana

STATE CIVIL SERVICE

PES Annual Report - Fiscal Year 2021-2022

Agency: LDH-Jeff Parish Human Srv Auth

Performance Year 07/01/2021 - 06/30/2022	Total # of Employees	Total %
Number of employees that were rated	119	100%
Number of employees that were unrated	0	0%



Information contained within this report reflects unaudited data provided directly to the Louisiana Department of State Civil Service by each state agency. Inconsistencies found throughout the report may be attributed to personnel changes not properly reflected in the agency's human resources information system during the performance evaluation period.



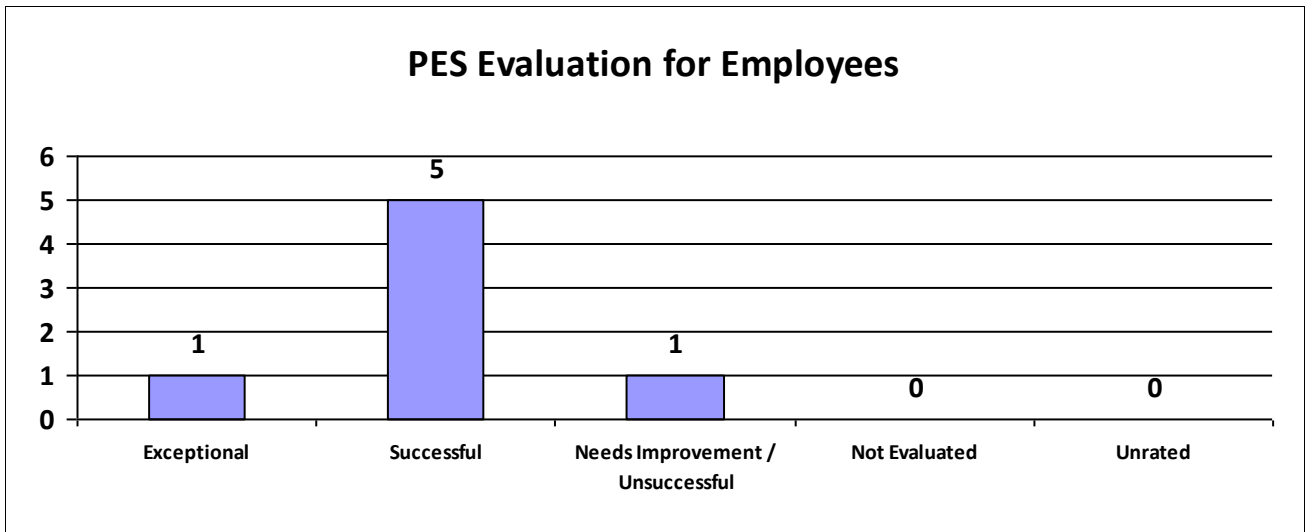
State of Louisiana

STATE CIVIL SERVICE

PES Annual Report - Fiscal Year 2021-2022

Agency: LDH-LA Emergency Response Net

Performance Year 07/01/2021 - 06/30/2022	Total # of Employees	Total %
Number of employees that were rated	7	100%
Number of employees that were unrated	0	0%



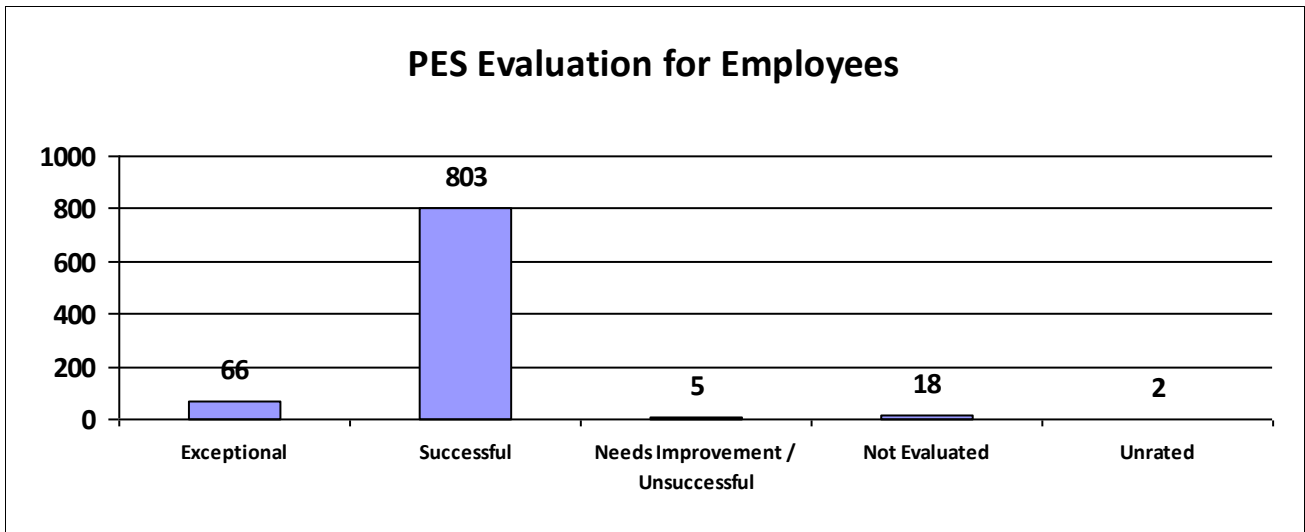
Information contained within this report reflects unaudited data provided directly to the Louisiana Department of State Civil Service by each state agency. Inconsistencies found throughout the report may be attributed to personnel changes not properly reflected in the agency's human resources information system during the performance evaluation period.



State of Louisiana
STATE CIVIL SERVICE
PES Annual Report - Fiscal Year 2021-2022

Agency: LDH-Medical Vendor Admin

Performance Year 07/01/2021 - 06/30/2022	Total # of Employees	Total %
Number of employees that were rated	892	100%
Number of employees that were unrated	2	0%




Information contained within this report reflects unaudited data provided directly to the Louisiana Department of State Civil Service by each state agency. Inconsistencies found throughout the report may be attributed to personnel changes not properly reflected in the agency's human resources information system during the performance evaluation period.



State of Louisiana
STATE CIVIL SERVICE
PES Annual Report - Fiscal Year 2021-2022

Agency: LDH-Mental Health Area A

Performance Year 07/01/2021 - 06/30/2022	Total # of Employees	Total %
Number of employees that were rated	1	100%
Number of employees that were unrated	0	0%



Information contained within this report reflects unaudited data provided directly to the Louisiana Department of State Civil Service by each state agency. Inconsistencies found throughout the report may be attributed to personnel changes not properly reflected in the agency's human resources information system during the performance evaluation period.



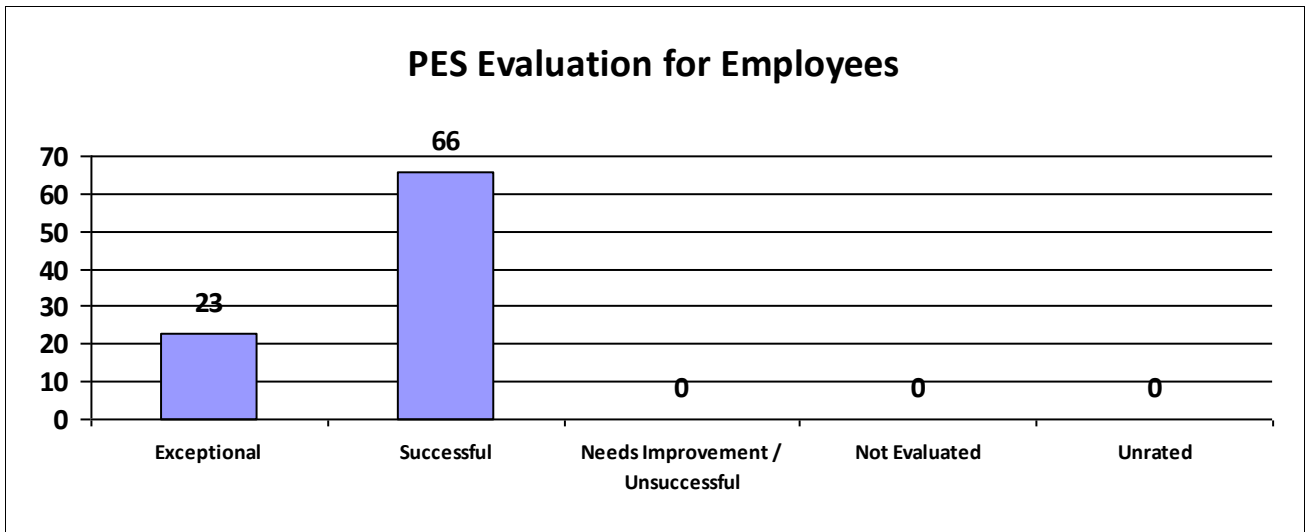
State of Louisiana

STATE CIVIL SERVICE

PES Annual Report - Fiscal Year 2021-2022

Agency: LDH-NE Delta Human Svc Auth

Performance Year 07/01/2021 - 06/30/2022	Total # of Employees	Total %
Number of employees that were rated	89	100%
Number of employees that were unrated	0	0%



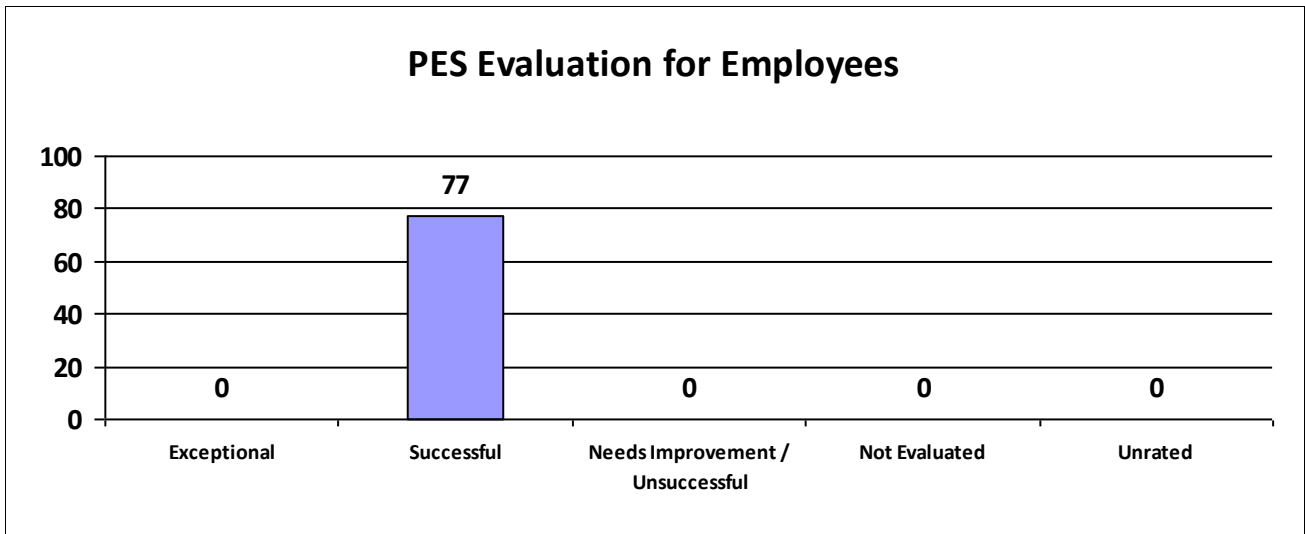
Information contained within this report reflects unaudited data provided directly to the Louisiana Department of State Civil Service by each state agency. Inconsistencies found throughout the report may be attributed to personnel changes not properly reflected in the agency's human resources information system during the performance evaluation period.



State of Louisiana
STATE CIVIL SERVICE
PES Annual Report - Fiscal Year 2021-2022

Agency: LDH-NW LA Hum Svcs District

Performance Year 07/01/2021 - 06/30/2022	Total # of Employees	Total %
Number of employees that were rated	77	100%
Number of employees that were unrated	0	0%



Information contained within this report reflects unaudited data provided directly to the Louisiana Department of State Civil Service by each state agency. Inconsistencies found throughout the report may be attributed to personnel changes not properly reflected in the agency's human resources information system during the performance evaluation period.



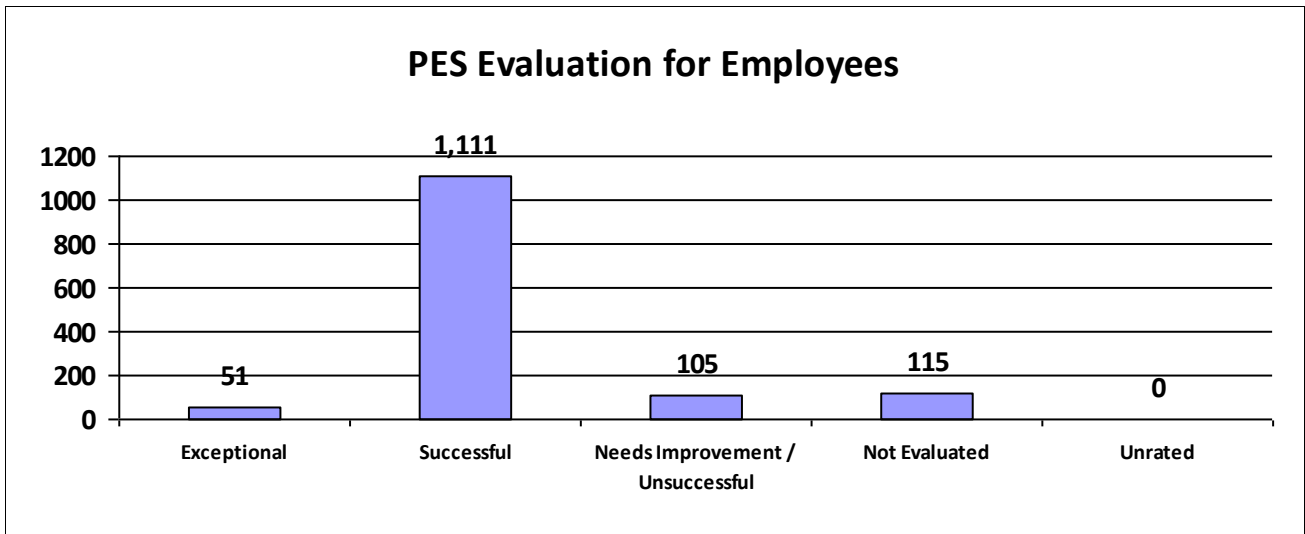
State of Louisiana

STATE CIVIL SERVICE

PES Annual Report - Fiscal Year 2021-2022

Agency: LDH-Off for Citizen w/ Dev Dis

Performance Year 07/01/2021 - 06/30/2022	Total # of Employees	Total %
Number of employees that were rated	1,382	100%
Number of employees that were unrated	0	0%



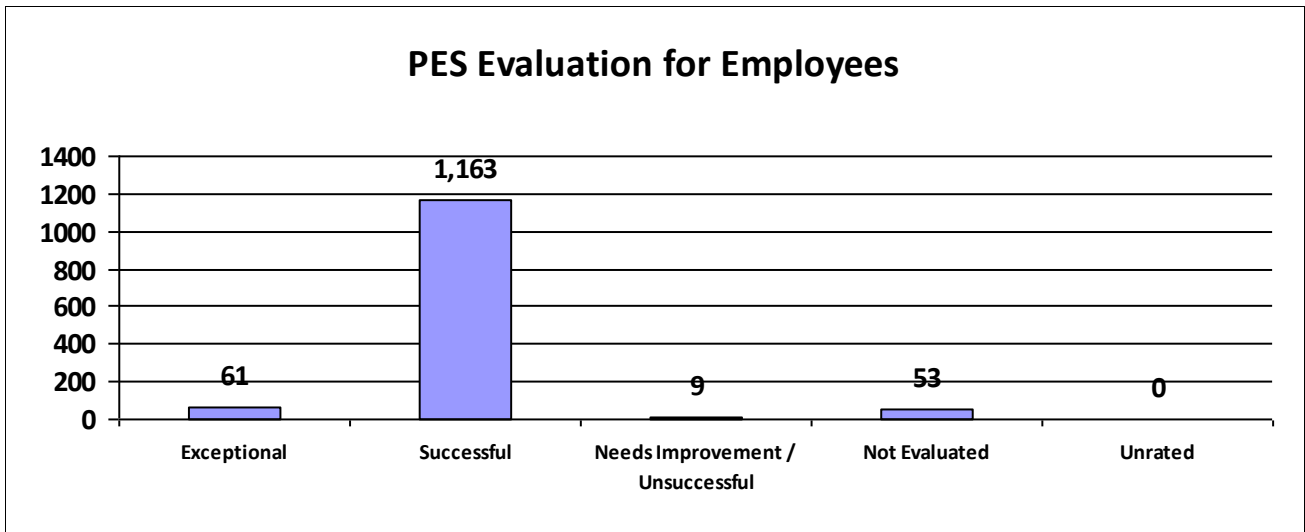
Information contained within this report reflects unaudited data provided directly to the Louisiana Department of State Civil Service by each state agency. Inconsistencies found throughout the report may be attributed to personnel changes not properly reflected in the agency's human resources information system during the performance evaluation period.



State of Louisiana
STATE CIVIL SERVICE
PES Annual Report - Fiscal Year 2021-2022

Agency: LDH-Off of Behavioral Health

Performance Year 07/01/2021 - 06/30/2022	Total # of Employees	Total %
Number of employees that were rated	1,286	100%
Number of employees that were unrated	0	0%



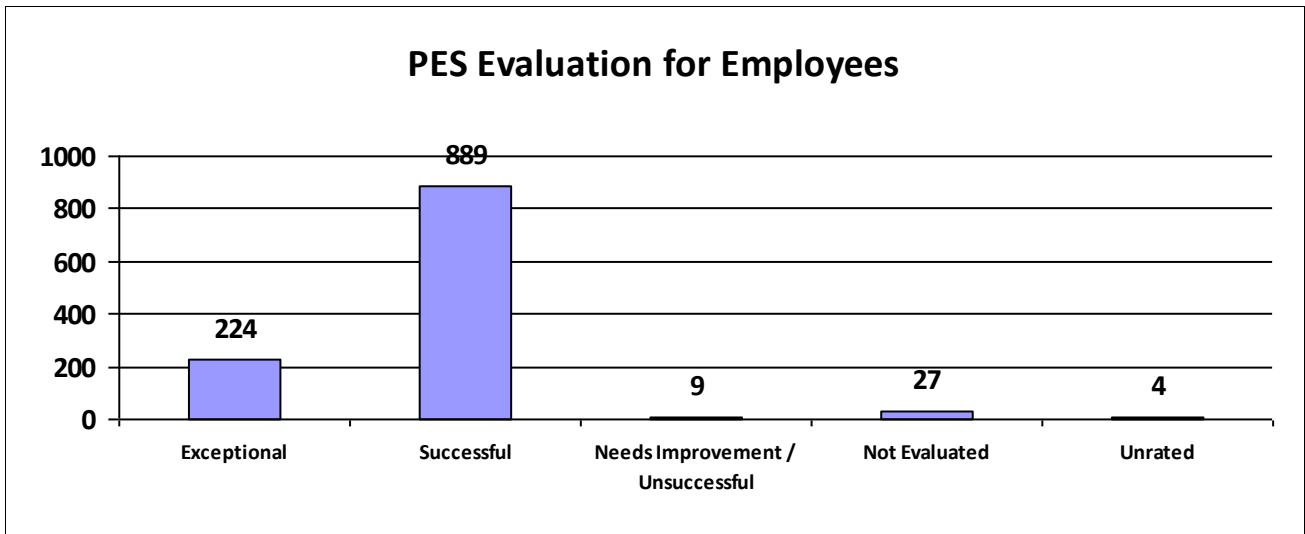
Information contained within this report reflects unaudited data provided directly to the Louisiana Department of State Civil Service by each state agency. Inconsistencies found throughout the report may be attributed to personnel changes not properly reflected in the agency's human resources information system during the performance evaluation period.



State of Louisiana
STATE CIVIL SERVICE
PES Annual Report - Fiscal Year 2021-2022

Agency: LDH-Office of Public Health

Performance Year 07/01/2021 - 06/30/2022	Total # of Employees	Total %
Number of employees that were rated	1,149	100%
Number of employees that were unrated	4	0%



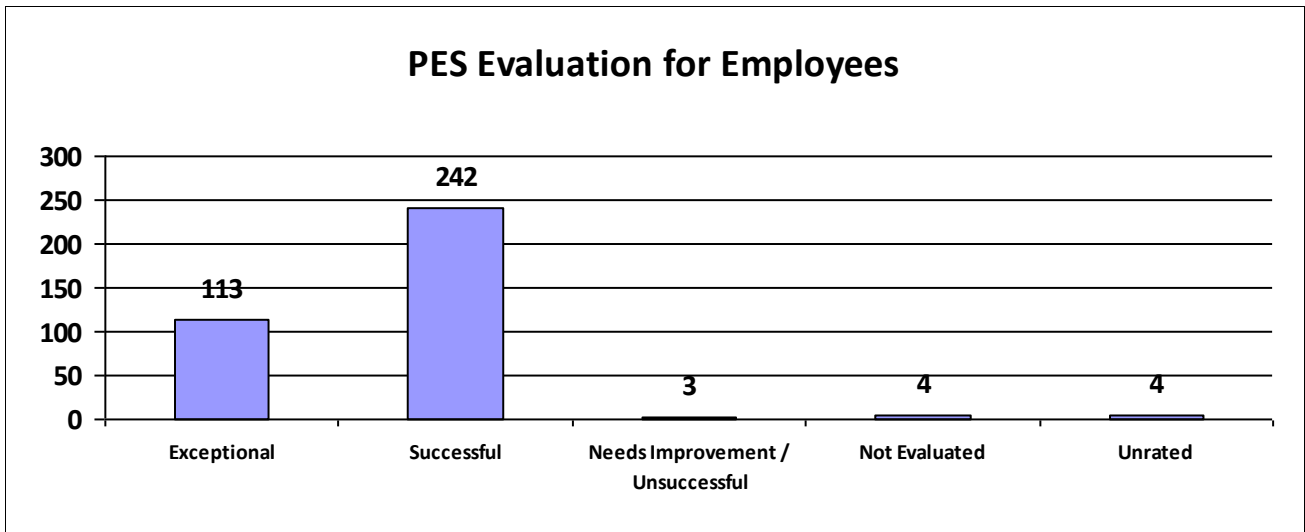
Information contained within this report reflects unaudited data provided directly to the Louisiana Department of State Civil Service by each state agency. Inconsistencies found throughout the report may be attributed to personnel changes not properly reflected in the agency's human resources information system during the performance evaluation period.



State of Louisiana
STATE CIVIL SERVICE
PES Annual Report - Fiscal Year 2021-2022

Agency: LDH-Office of Secretary

Performance Year 07/01/2021 - 06/30/2022	Total # of Employees	Total %
Number of employees that were rated	362	100%
Number of employees that were unrated	4	1%



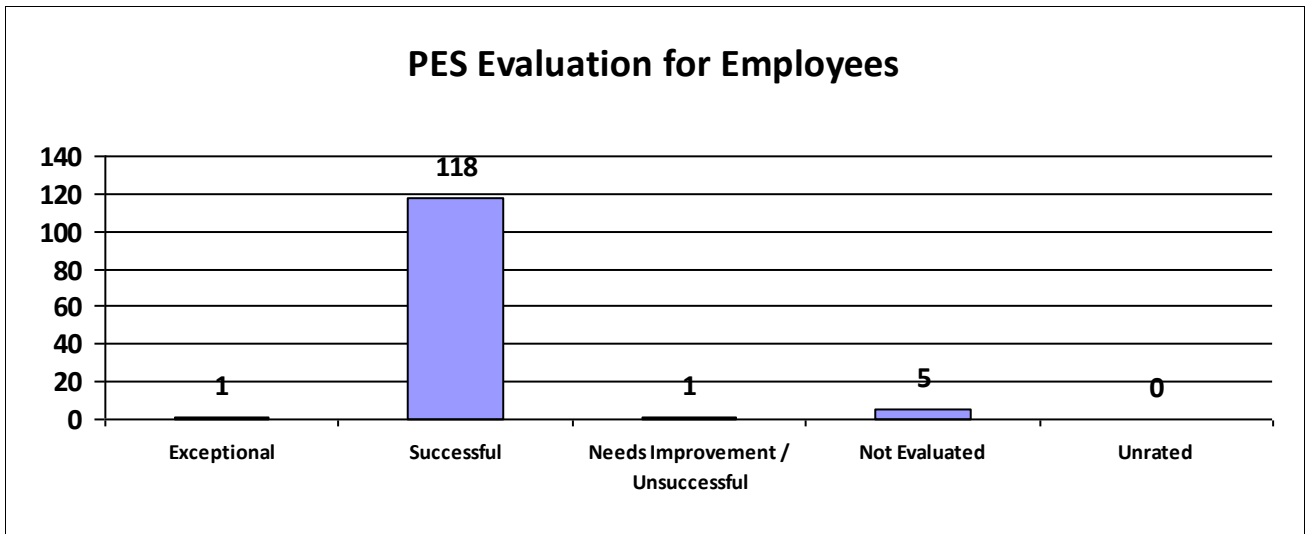
Information contained within this report reflects unaudited data provided directly to the Louisiana Department of State Civil Service by each state agency. Inconsistencies found throughout the report may be attributed to personnel changes not properly reflected in the agency's human resources information system during the performance evaluation period.



State of Louisiana
STATE CIVIL SERVICE
PES Annual Report - Fiscal Year 2021-2022

Agency: LDH-S Ctrl LA Human Ser Auth

Performance Year 07/01/2021 - 06/30/2022	Total # of Employees	Total %
Number of employees that were rated	125	100%
Number of employees that were unrated	0	0%



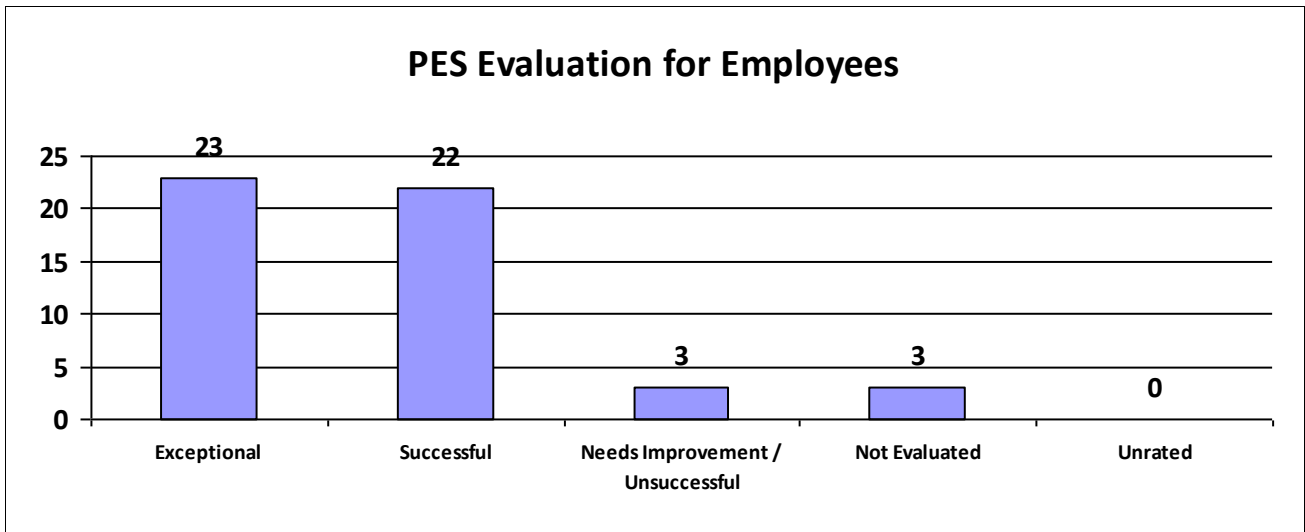
Information contained within this report reflects unaudited data provided directly to the Louisiana Department of State Civil Service by each state agency. Inconsistencies found throughout the report may be attributed to personnel changes not properly reflected in the agency's human resources information system during the performance evaluation period.



State of Louisiana
STATE CIVIL SERVICE
PES Annual Report - Fiscal Year 2021-2022

Agency: Med Examrs La St Bd /LDH

Performance Year 07/01/2021 - 06/30/2022	Total # of Employees	Total %
Number of employees that were rated	51	100%
Number of employees that were unrated	0	0%



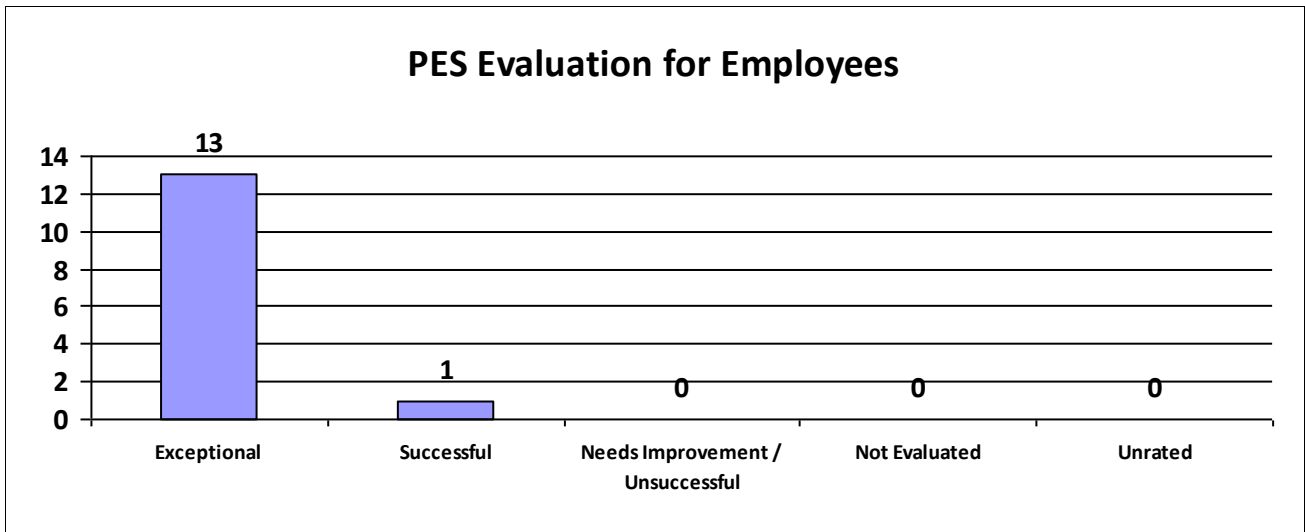
Information contained within this report reflects unaudited data provided directly to the Louisiana Department of State Civil Service by each state agency. Inconsistencies found throughout the report may be attributed to personnel changes not properly reflected in the agency's human resources information system during the performance evaluation period.



State of Louisiana
STATE CIVIL SERVICE
PES Annual Report - Fiscal Year 2021-2022

Agency: Metropolitan Human Svc Dst

Performance Year 07/01/2021 - 06/30/2022	Total # of Employees	Total %
Number of employees that were rated	14	100%
Number of employees that were unrated	0	0%



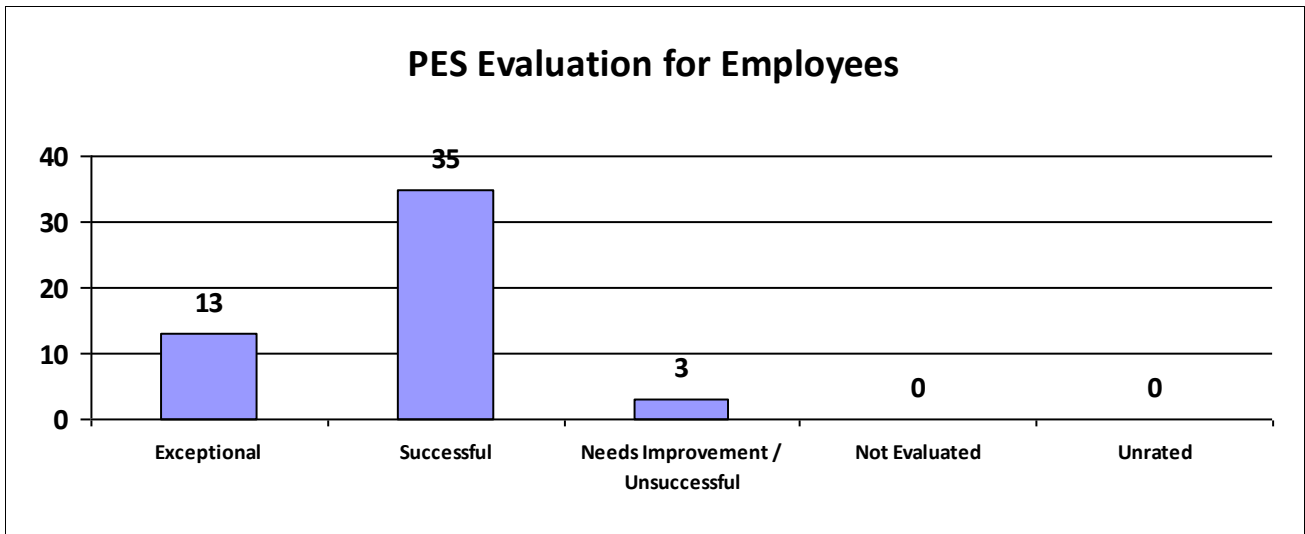
Information contained within this report reflects unaudited data provided directly to the Louisiana Department of State Civil Service by each state agency. Inconsistencies found throughout the report may be attributed to personnel changes not properly reflected in the agency's human resources information system during the performance evaluation period.



State of Louisiana
STATE CIVIL SERVICE
PES Annual Report - Fiscal Year 2021-2022

Agency: Nursing La St Bd /LDH

Performance Year 07/01/2021 - 06/30/2022	Total # of Employees	Total %
Number of employees that were rated	51	100%
Number of employees that were unrated	0	0%



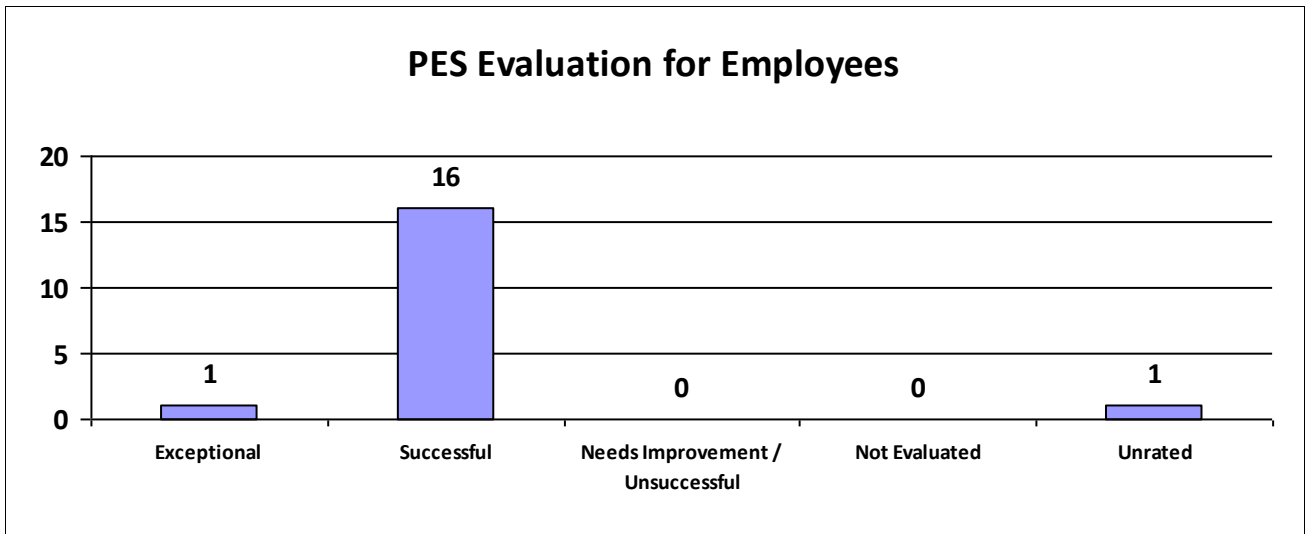
Information contained within this report reflects unaudited data provided directly to the Louisiana Department of State Civil Service by each state agency. Inconsistencies found throughout the report may be attributed to personnel changes not properly reflected in the agency's human resources information system during the performance evaluation period.



State of Louisiana
STATE CIVIL SERVICE
PES Annual Report - Fiscal Year 2021-2022

Agency: Pharmacy La Bd Of /LDH

Performance Year 07/01/2021 - 06/30/2022	Total # of Employees	Total %
Number of employees that were rated	17	100%
Number of employees that were unrated	1	6%



Information contained within this report reflects unaudited data provided directly to the Louisiana Department of State Civil Service by each state agency. Inconsistencies found throughout the report may be attributed to personnel changes not properly reflected in the agency's human resources information system during the performance evaluation period.



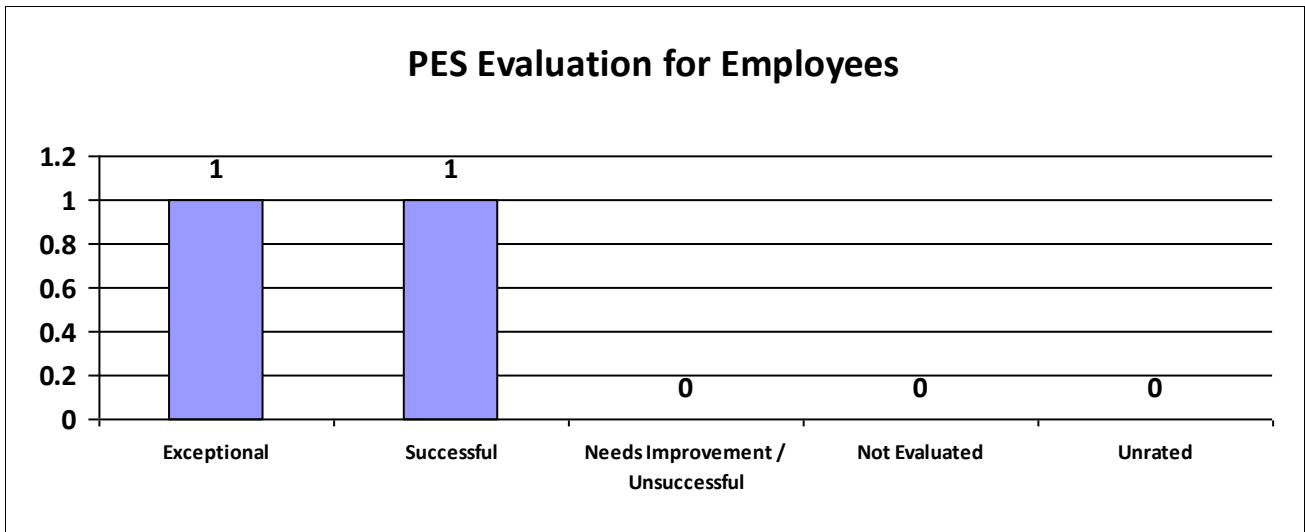
State of Louisiana

STATE CIVIL SERVICE

PES Annual Report - Fiscal Year 2021-2022

Agency: Physical Therapy St Bd /LDH

Performance Year 07/01/2021 - 06/30/2022	Total # of Employees	Total %
Number of employees that were rated	2	100%
Number of employees that were unrated	0	0%



Information contained within this report reflects unaudited data provided directly to the Louisiana Department of State Civil Service by each state agency. Inconsistencies found throughout the report may be attributed to personnel changes not properly reflected in the agency's human resources information system during the performance evaluation period.



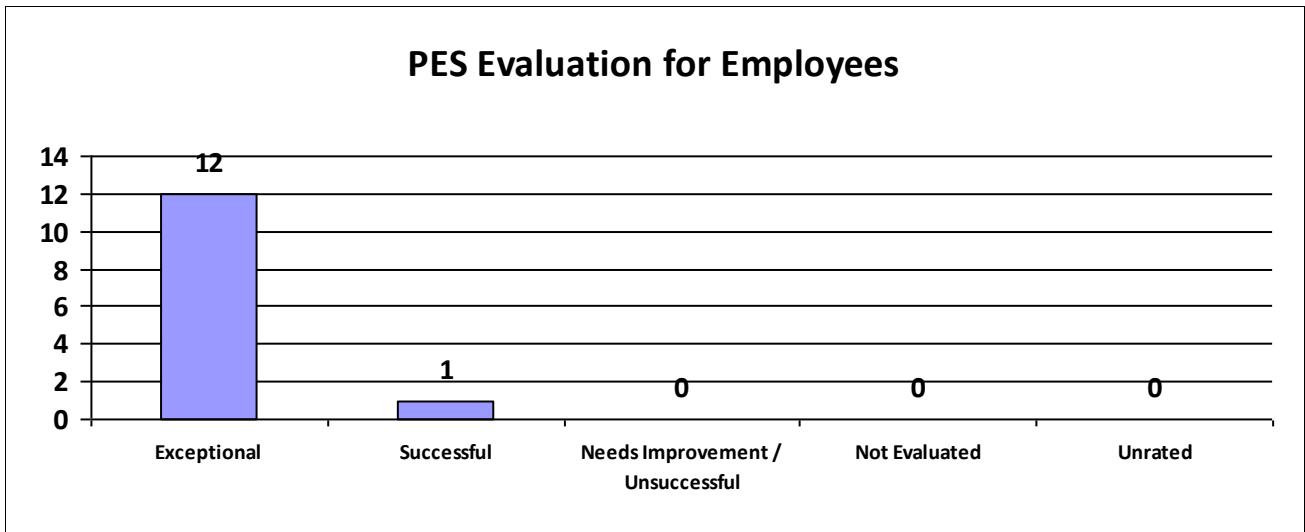
State of Louisiana

STATE CIVIL SERVICE

PES Annual Report - Fiscal Year 2021-2022

Agency: Prac Nurse Exam La St Bd /LDH

Performance Year 07/01/2021 - 06/30/2022	Total # of Employees	Total %
Number of employees that were rated	13	100%
Number of employees that were unrated	0	0%



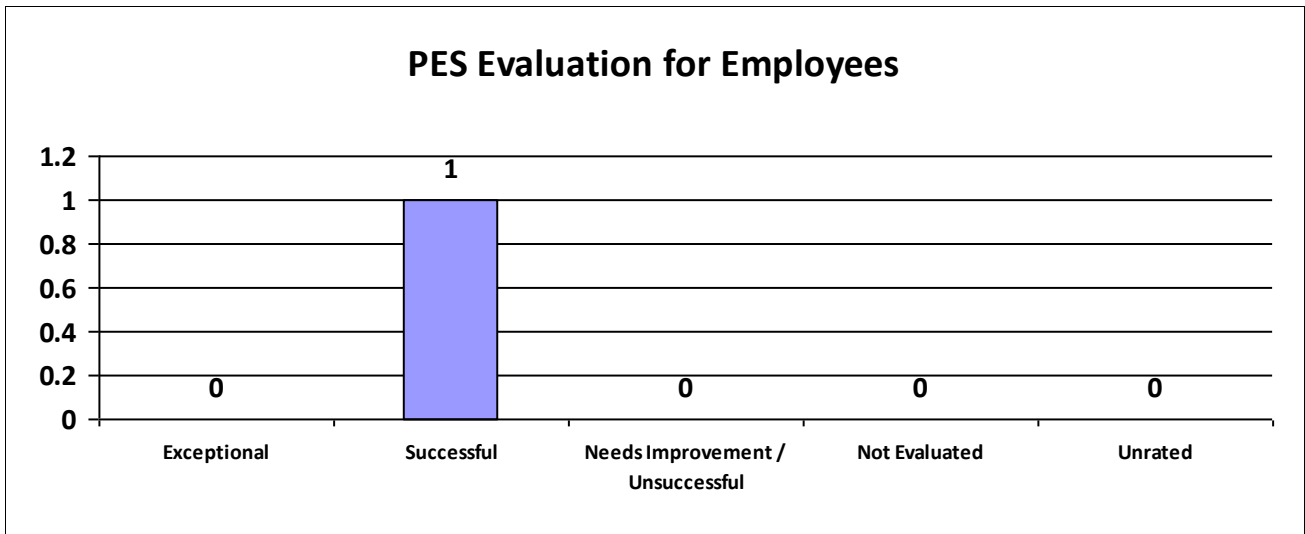
Information contained within this report reflects unaudited data provided directly to the Louisiana Department of State Civil Service by each state agency. Inconsistencies found throughout the report may be attributed to personnel changes not properly reflected in the agency's human resources information system during the performance evaluation period.



State of Louisiana
STATE CIVIL SERVICE
PES Annual Report - Fiscal Year 2021-2022

Agency: Wholesale Drug Dist Bd /LDH

Performance Year 07/01/2021 - 06/30/2022	Total # of Employees	Total %
Number of employees that were rated	1	100%
Number of employees that were unrated	0	0%



Information contained within this report reflects unaudited data provided directly to the Louisiana Department of State Civil Service by each state agency. Inconsistencies found throughout the report may be attributed to personnel changes not properly reflected in the agency's human resources information system during the performance evaluation period.



State of Louisiana

STATE CIVIL SERVICE

PES Annual Report - Fiscal Year 2021-2022

Major Department: LOUISIANA HEALTH CARE SERVICES DIVISION

Performance Year 07/01/2021 - 06/30/2022	Total # of Employees	Total %
Number of employees that were rated	244	100%
Number of employees that were unrated	0	0.00%
Number of employees that were rated Exceptional	0	0%
Number of employees that were rated Successful	241	98.77%
Number of employees that were rated Needs Improvement / Unsuccessful	0	0%
Number of employees that were rated Not Evaluated	3	1.23%
Number of employees that were rated Unrated	0	0%

Information contained within this report reflects unaudited data provided directly to the Louisiana Department of State Civil Service by each state agency. Inconsistencies found throughout the report may be attributed to personnel changes not properly reflected in the agency's human resources information system during the performance evaluation period.



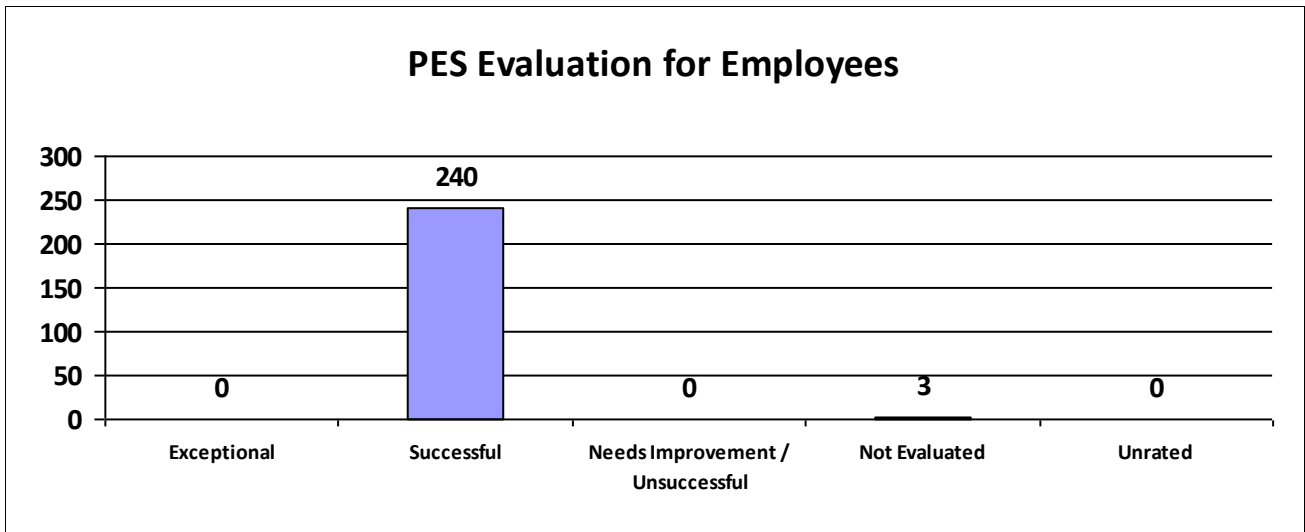
State of Louisiana

STATE CIVIL SERVICE

PES Annual Report - Fiscal Year 2021-2022

Agency: Lallie Kemp Regional Med Ctr

Performance Year 07/01/2021 - 06/30/2022	Total # of Employees	Total %
Number of employees that were rated	243	100%
Number of employees that were unrated	0	0%



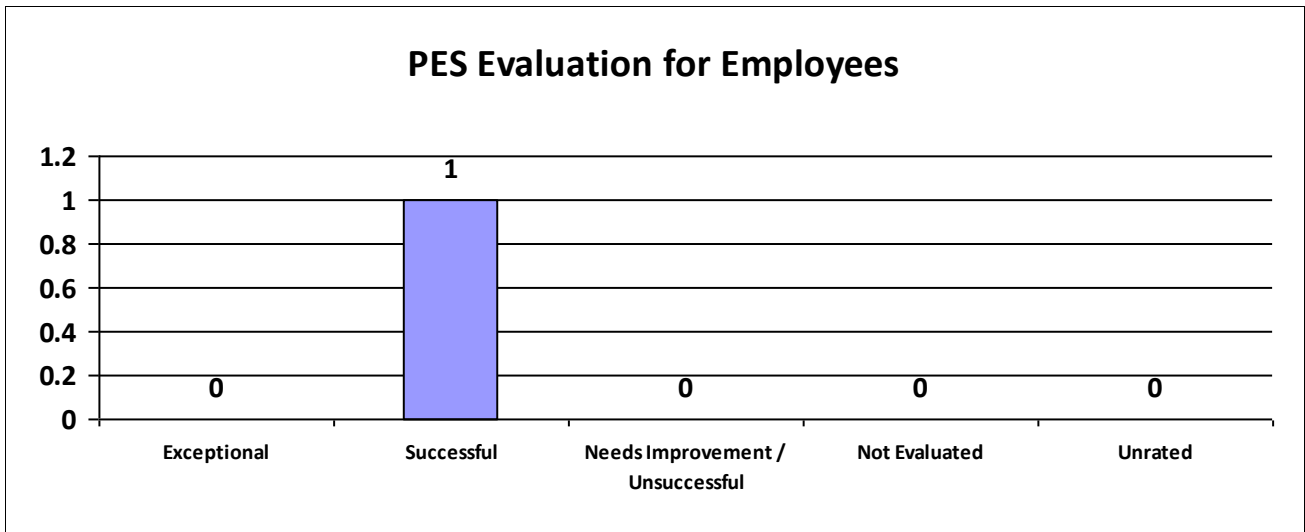
Information contained within this report reflects unaudited data provided directly to the Louisiana Department of State Civil Service by each state agency. Inconsistencies found throughout the report may be attributed to personnel changes not properly reflected in the agency's human resources information system during the performance evaluation period.



State of Louisiana
STATE CIVIL SERVICE
PES Annual Report - Fiscal Year 2021-2022

Agency: LSU/Health Care Svc Div

Performance Year 07/01/2021 - 06/30/2022	Total # of Employees	Total %
Number of employees that were rated	1	100%
Number of employees that were unrated	0	0%



Information contained within this report reflects unaudited data provided directly to the Louisiana Department of State Civil Service by each state agency. Inconsistencies found throughout the report may be attributed to personnel changes not properly reflected in the agency's human resources information system during the performance evaluation period.



State of Louisiana

STATE CIVIL SERVICE

PES Annual Report - Fiscal Year 2021-2022

Major Department: LOUISIANA WORKFORCE COMMISSION

Performance Year 07/01/2021 - 06/30/2022	Total # of Employees	Total %
Number of employees that were rated	766	100%
Number of employees that were unrated	1	0.13%
Number of employees that were rated Exceptional	15	2%
Number of employees that were rated Successful	730	95.30%
Number of employees that were rated Needs Improvement / Unsuccessful	7	1%
Number of employees that were rated Not Evaluated	14	1.83%
Number of employees that were rated Unrated	1	0%

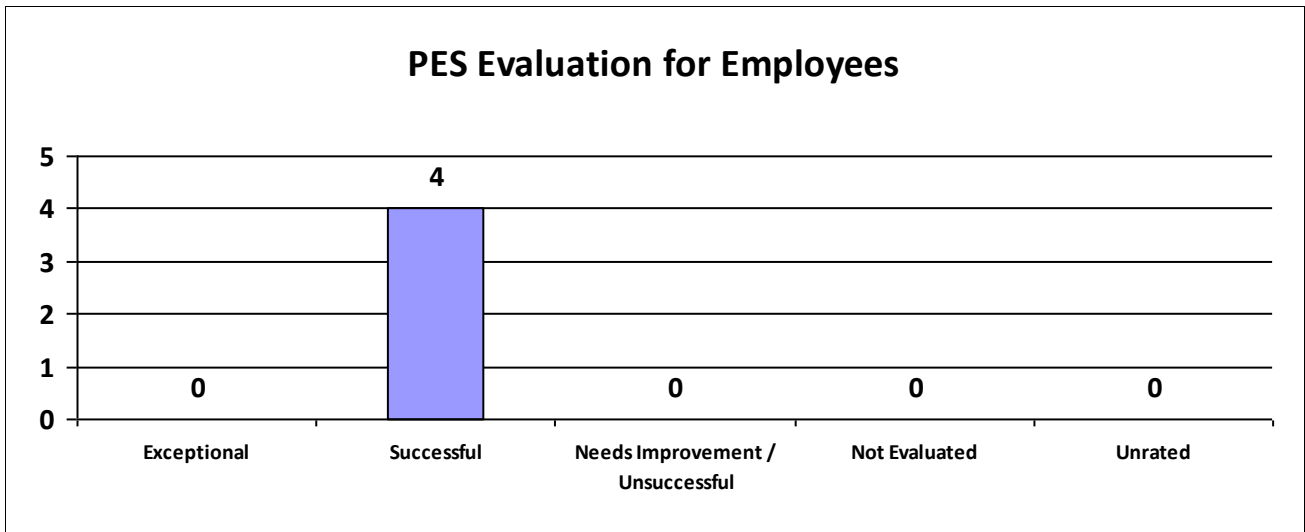
Information contained within this report reflects unaudited data provided directly to the Louisiana Department of State Civil Service by each state agency. Inconsistencies found throughout the report may be attributed to personnel changes not properly reflected in the agency's human resources information system during the performance evaluation period.



State of Louisiana
STATE CIVIL SERVICE
PES Annual Report - Fiscal Year 2021-2022

Agency: Barber Examiners Board /DOL

Performance Year 07/01/2021 - 06/30/2022	Total # of Employees	Total %
Number of employees that were rated	4	100%
Number of employees that were unrated	0	0%



Information contained within this report reflects unaudited data provided directly to the Louisiana Department of State Civil Service by each state agency. Inconsistencies found throughout the report may be attributed to personnel changes not properly reflected in the agency's human resources information system during the performance evaluation period.



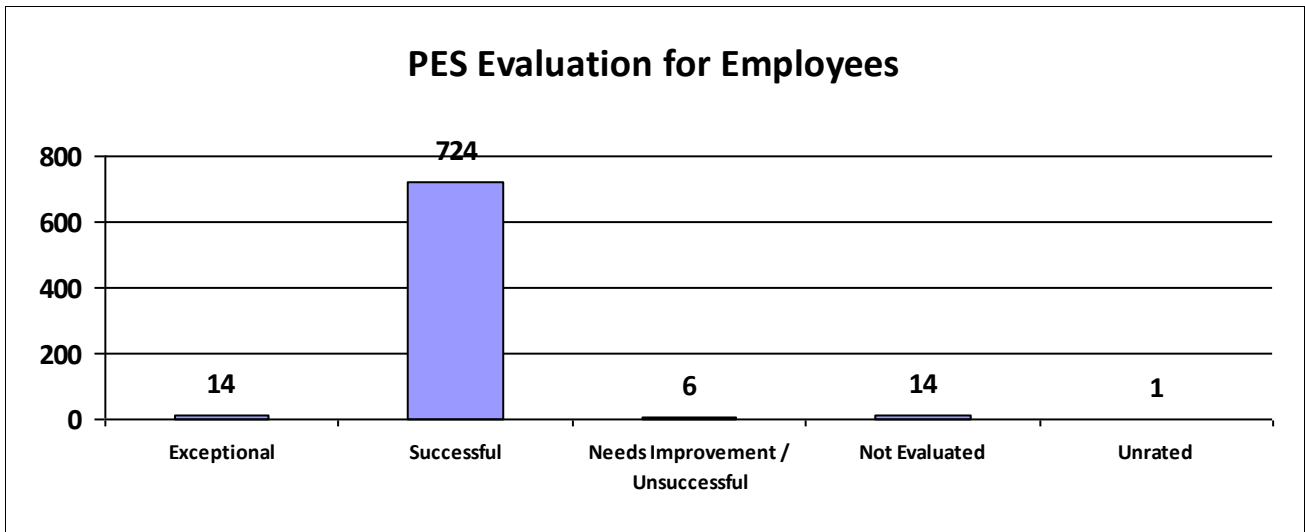
State of Louisiana

STATE CIVIL SERVICE

PES Annual Report - Fiscal Year 2021-2022

Agency: LWC-Workforce Support & Training

Performance Year 07/01/2021 - 06/30/2022	Total # of Employees	Total %
Number of employees that were rated	758	100%
Number of employees that were unrated	1	0%



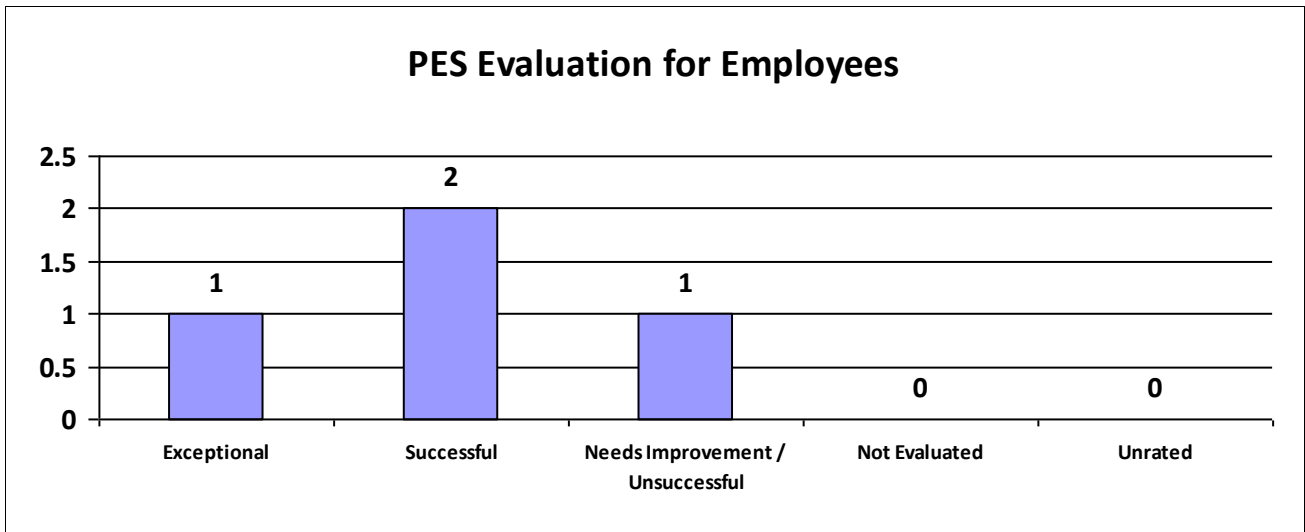
Information contained within this report reflects unaudited data provided directly to the Louisiana Department of State Civil Service by each state agency. Inconsistencies found throughout the report may be attributed to personnel changes not properly reflected in the agency's human resources information system during the performance evaluation period.



State of Louisiana
STATE CIVIL SERVICE
PES Annual Report - Fiscal Year 2021-2022

Agency: Plumbing La St Bd /LWC

Performance Year 07/01/2021 - 06/30/2022	Total # of Employees	Total %
Number of employees that were rated	4	100%
Number of employees that were unrated	0	0%



Information contained within this report reflects unaudited data provided directly to the Louisiana Department of State Civil Service by each state agency. Inconsistencies found throughout the report may be attributed to personnel changes not properly reflected in the agency's human resources information system during the performance evaluation period.



State of Louisiana

STATE CIVIL SERVICE

PES Annual Report - Fiscal Year 2021-2022

Major Department: OFFICE OF JUVENILE JUSTICE

Performance Year 07/01/2021 - 06/30/2022	Total # of Employees	Total %
Number of employees that were rated	383	100%
Number of employees that were unrated	2	0.52%
Number of employees that were rated Exceptional	59	15%
Number of employees that were rated Successful	293	76.50%
Number of employees that were rated Needs Improvement / Unsuccessful	9	2%
Number of employees that were rated Not Evaluated	22	5.74%
Number of employees that were rated Unrated	2	1%

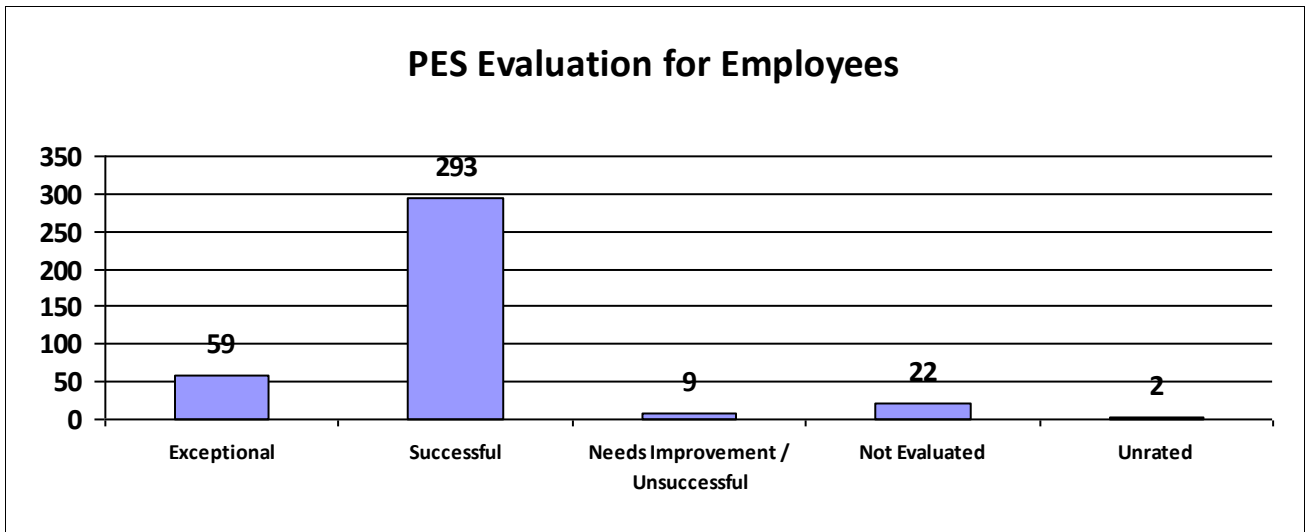
Information contained within this report reflects unaudited data provided directly to the Louisiana Department of State Civil Service by each state agency. Inconsistencies found throughout the report may be attributed to personnel changes not properly reflected in the agency's human resources information system during the performance evaluation period.



State of Louisiana
STATE CIVIL SERVICE
PES Annual Report - Fiscal Year 2021-2022

Agency: DYS-Off of Juvenile Justice

Performance Year 07/01/2021 - 06/30/2022	Total # of Employees	Total %
Number of employees that were rated	383	100%
Number of employees that were unrated	2	1%



Information contained within this report reflects unaudited data provided directly to the Louisiana Department of State Civil Service by each state agency. Inconsistencies found throughout the report may be attributed to personnel changes not properly reflected in the agency's human resources information system during the performance evaluation period.



State of Louisiana

STATE CIVIL SERVICE

PES Annual Report - Fiscal Year 2021-2022

Major Department: OFFICE OF THE LIEUTENANT GOVERNOR

Performance Year 07/01/2021 - 06/30/2022	Total # of Employees	Total %
Number of employees that were rated	3	100%
Number of employees that were unrated	0	0.00%
Number of employees that were rated Exceptional	3	100%
Number of employees that were rated Successful	0	0.00%
Number of employees that were rated Needs Improvement / Unsuccessful	0	0%
Number of employees that were rated Not Evaluated	0	0.00%
Number of employees that were rated Unrated	0	0%


Information contained within this report reflects unaudited data provided directly to the Louisiana Department of State Civil Service by each state agency. Inconsistencies found throughout the report may be attributed to personnel changes not properly reflected in the agency's human resources information system during the performance evaluation period.



State of Louisiana
STATE CIVIL SERVICE
PES Annual Report - Fiscal Year 2021-2022

Agency: LG-Lt Governor

Performance Year 07/01/2021 - 06/30/2022	Total # of Employees	Total %
Number of employees that were rated	3	100%
Number of employees that were unrated	0	0%



Information contained within this report reflects unaudited data provided directly to the Louisiana Department of State Civil Service by each state agency. Inconsistencies found throughout the report may be attributed to personnel changes not properly reflected in the agency's human resources information system during the performance evaluation period.



State of Louisiana

STATE CIVIL SERVICE

PES Annual Report - Fiscal Year 2021-2022

Major Department: PORTS,LEVEE BOARDS,FRESH WATER DISTRICTS

Performance Year 07/01/2021 - 06/30/2022	Total # of Employees	Total %
Number of employees that were rated	707	100%
Number of employees that were unrated	0	0.00%
Number of employees that were rated Exceptional	53	7%
Number of employees that were rated Successful	622	87.98%
Number of employees that were rated Needs Improvement / Unsuccessful	4	1%
Number of employees that were rated Not Evaluated	28	3.96%
Number of employees that were rated Unrated	0	0%

Information contained within this report reflects unaudited data provided directly to the Louisiana Department of State Civil Service by each state agency. Inconsistencies found throughout the report may be attributed to personnel changes not properly reflected in the agency's human resources information system during the performance evaluation period.



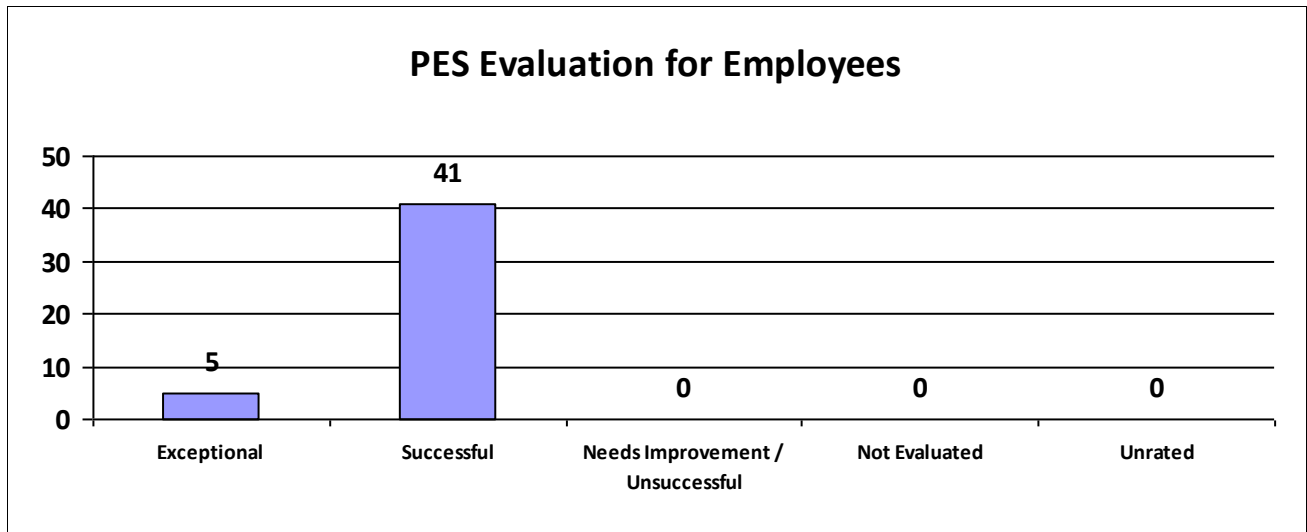
State of Louisiana

STATE CIVIL SERVICE

PES Annual Report - Fiscal Year 2021-2022

Agency: Atchafalaya Basin Levee District

Performance Year 07/01/2021 - 06/30/2022	Total # of Employees	Total %
Number of employees that were rated	46	100%
Number of employees that were unrated	0	0%



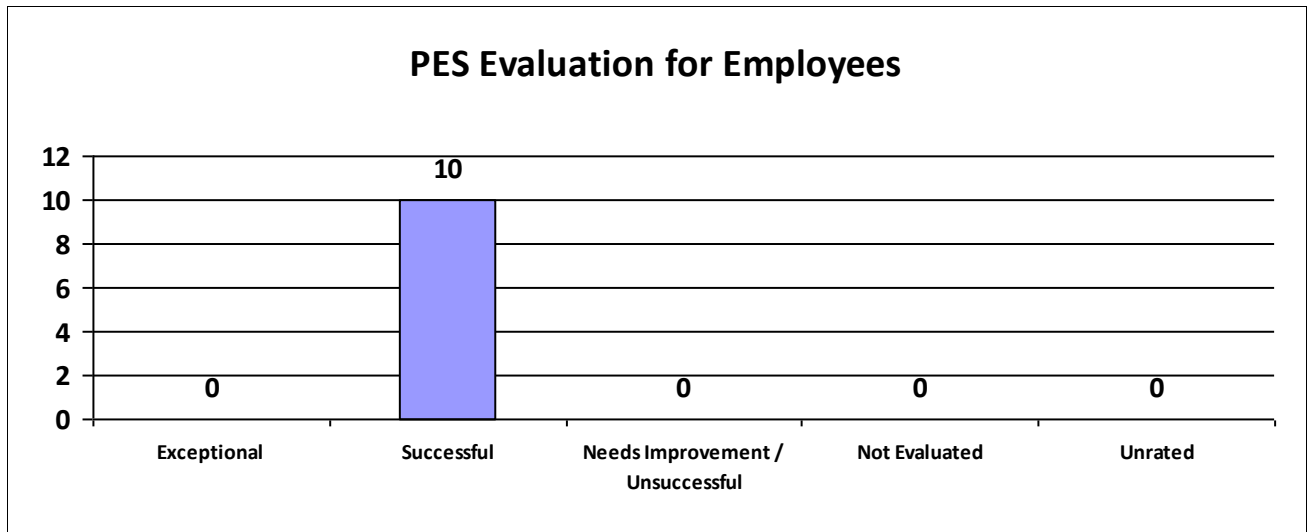
Information contained within this report reflects unaudited data provided directly to the Louisiana Department of State Civil Service by each state agency. Inconsistencies found throughout the report may be attributed to personnel changes not properly reflected in the agency's human resources information system during the performance evaluation period.



State of Louisiana
STATE CIVIL SERVICE
PES Annual Report - Fiscal Year 2021-2022

Agency: Caddo Levee District

Performance Year 07/01/2021 - 06/30/2022	Total # of Employees	Total %
Number of employees that were rated	10	100%
Number of employees that were unrated	0	0%



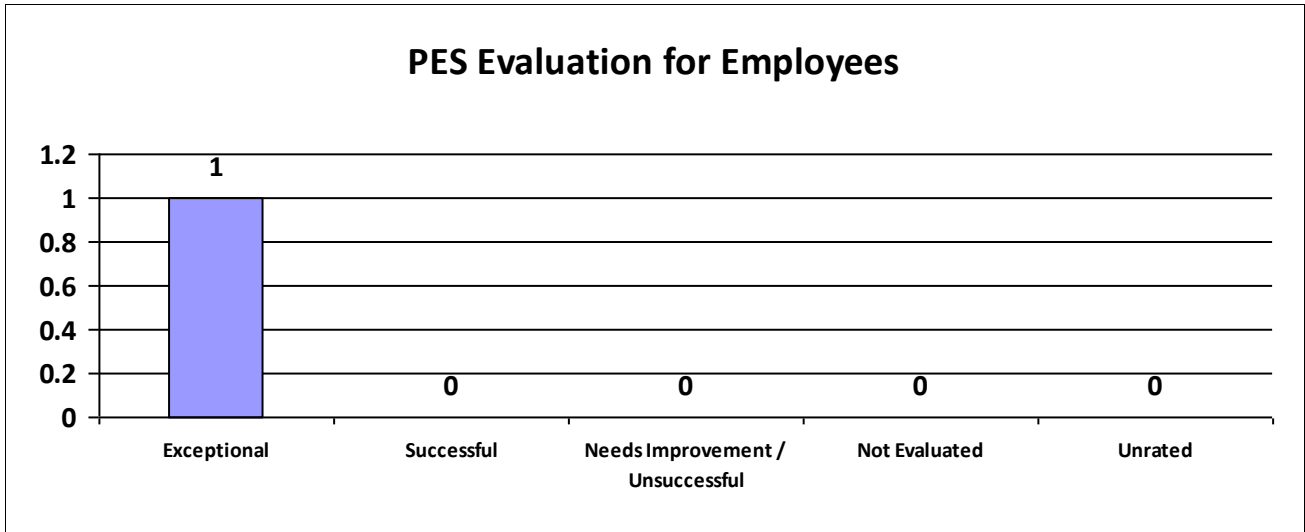
Information contained within this report reflects unaudited data provided directly to the Louisiana Department of State Civil Service by each state agency. Inconsistencies found throughout the report may be attributed to personnel changes not properly reflected in the agency's human resources information system during the performance evaluation period.



State of Louisiana
STATE CIVIL SERVICE
PES Annual Report - Fiscal Year 2021-2022

Agency: Capital Area Ground Water Dist

Performance Year 07/01/2021 - 06/30/2022	Total # of Employees	Total %
Number of employees that were rated	1	100%
Number of employees that were unrated	0	0%



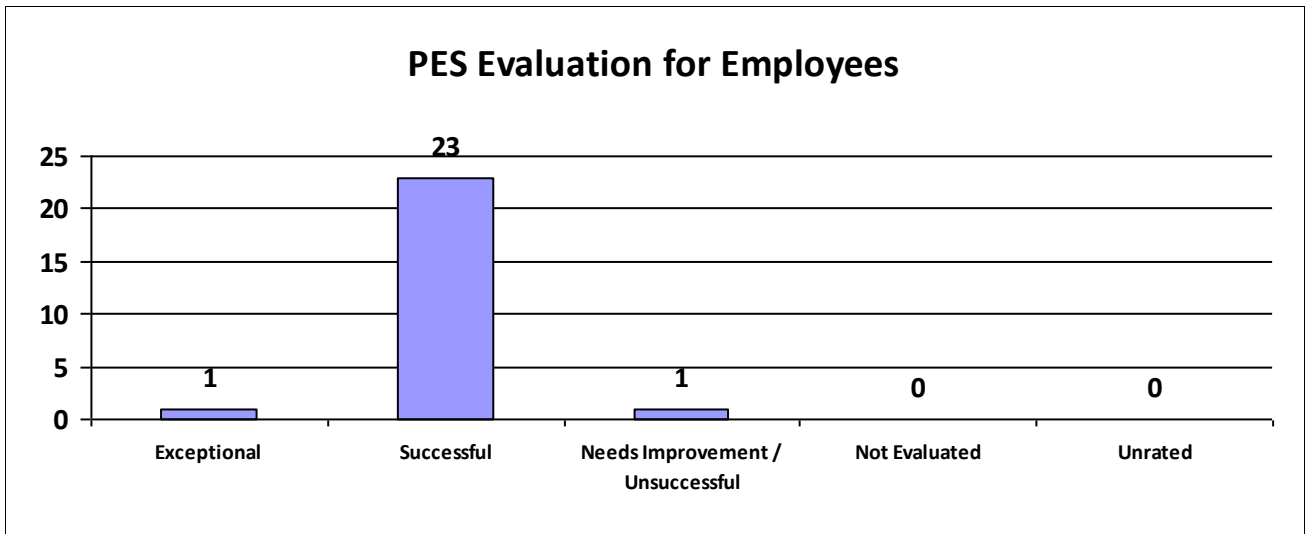
Information contained within this report reflects unaudited data provided directly to the Louisiana Department of State Civil Service by each state agency. Inconsistencies found throughout the report may be attributed to personnel changes not properly reflected in the agency's human resources information system during the performance evaluation period.



State of Louisiana
STATE CIVIL SERVICE
PES Annual Report - Fiscal Year 2021-2022

Agency: East Jefferson Levee District

Performance Year 07/01/2021 - 06/30/2022	Total # of Employees	Total %
Number of employees that were rated	25	100%
Number of employees that were unrated	0	0%



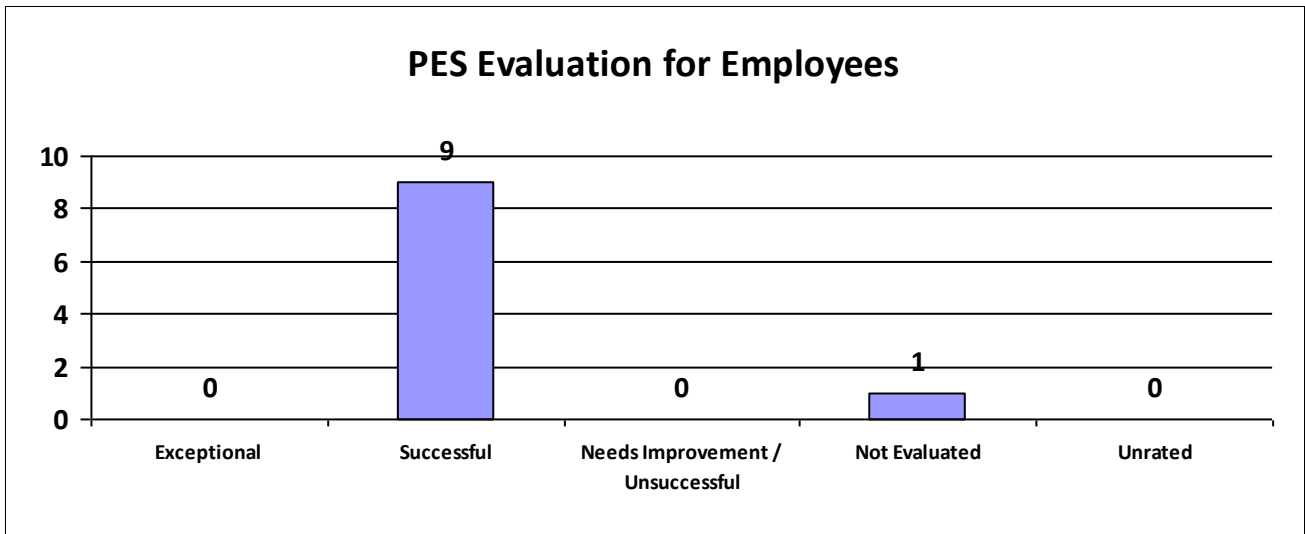
Information contained within this report reflects unaudited data provided directly to the Louisiana Department of State Civil Service by each state agency. Inconsistencies found throughout the report may be attributed to personnel changes not properly reflected in the agency's human resources information system during the performance evaluation period.



State of Louisiana
STATE CIVIL SERVICE
PES Annual Report - Fiscal Year 2021-2022

Agency: Fifth La Levee District

Performance Year 07/01/2021 - 06/30/2022	Total # of Employees	Total %
Number of employees that were rated	10	100%
Number of employees that were unrated	0	0%



Information contained within this report reflects unaudited data provided directly to the Louisiana Department of State Civil Service by each state agency. Inconsistencies found throughout the report may be attributed to personnel changes not properly reflected in the agency's human resources information system during the performance evaluation period.



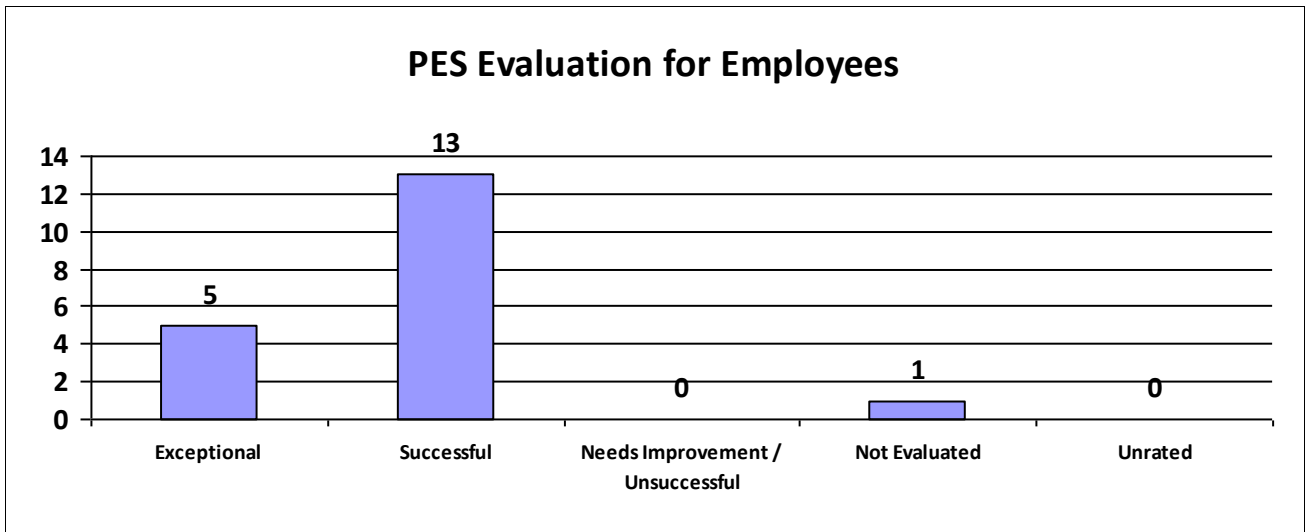
State of Louisiana

STATE CIVIL SERVICE

PES Annual Report - Fiscal Year 2021-2022

Agency: Greater BR Port Commission

Performance Year 07/01/2021 - 06/30/2022	Total # of Employees	Total %
Number of employees that were rated	19	100%
Number of employees that were unrated	0	0%



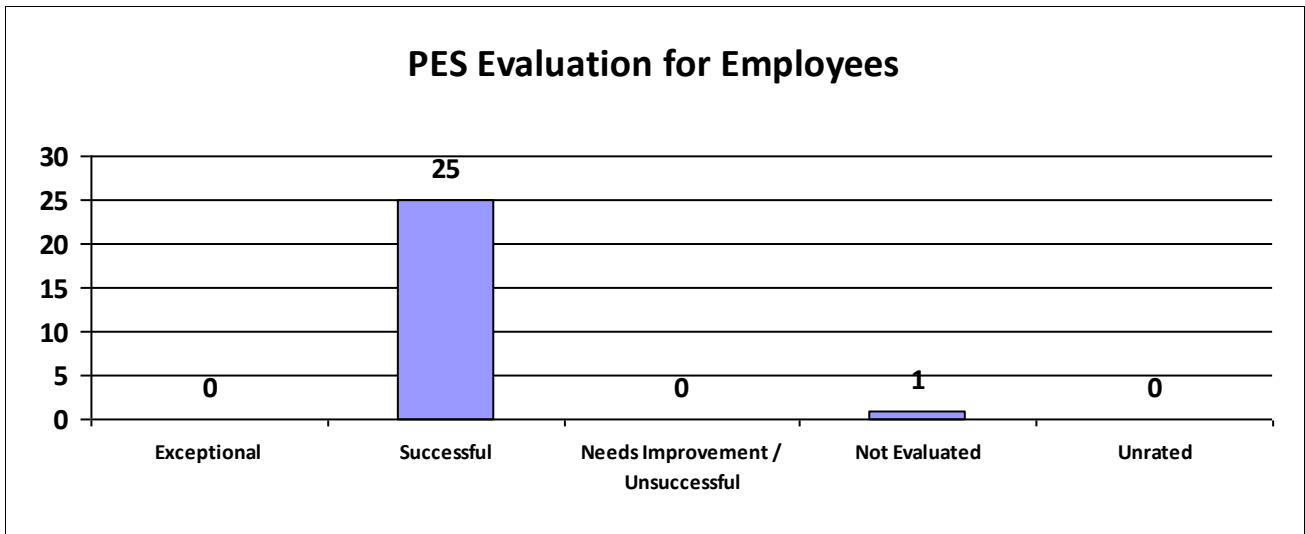
Information contained within this report reflects unaudited data provided directly to the Louisiana Department of State Civil Service by each state agency. Inconsistencies found throughout the report may be attributed to personnel changes not properly reflected in the agency's human resources information system during the performance evaluation period.



State of Louisiana
STATE CIVIL SERVICE
PES Annual Report - Fiscal Year 2021-2022

Agency: Lafourche Basin Levee District

Performance Year 07/01/2021 - 06/30/2022	Total # of Employees	Total %
Number of employees that were rated	26	100%
Number of employees that were unrated	0	0%



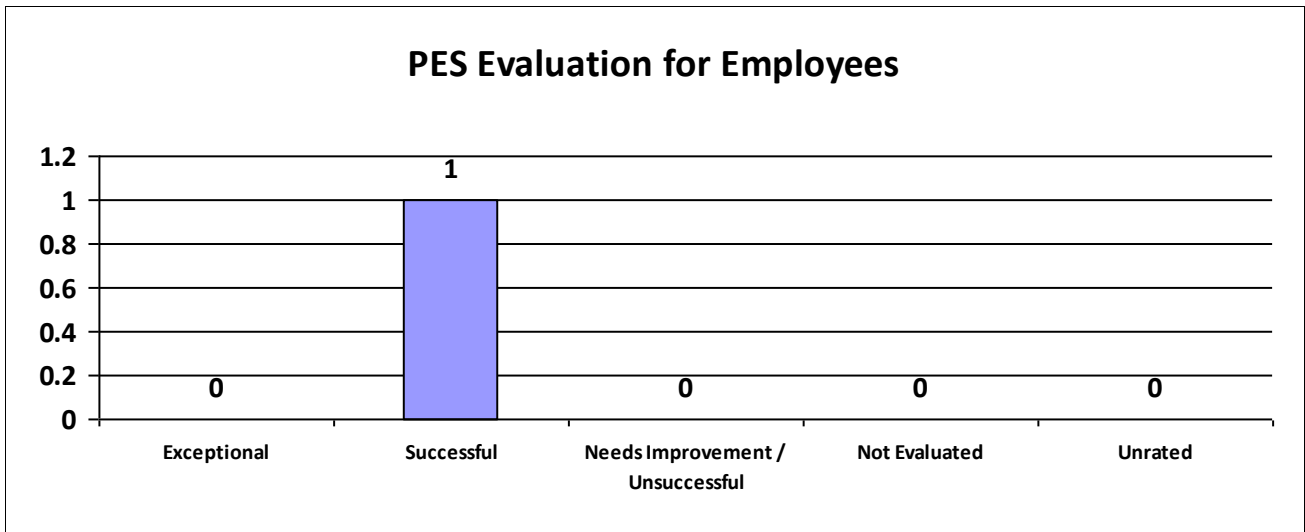
Information contained within this report reflects unaudited data provided directly to the Louisiana Department of State Civil Service by each state agency. Inconsistencies found throughout the report may be attributed to personnel changes not properly reflected in the agency's human resources information system during the performance evaluation period.



State of Louisiana
STATE CIVIL SERVICE
PES Annual Report - Fiscal Year 2021-2022

Agency: Lake Borgne Basin Levee District

Performance Year 07/01/2021 - 06/30/2022	Total # of Employees	Total %
Number of employees that were rated	1	100%
Number of employees that were unrated	0	0%



Information contained within this report reflects unaudited data provided directly to the Louisiana Department of State Civil Service by each state agency. Inconsistencies found throughout the report may be attributed to personnel changes not properly reflected in the agency's human resources information system during the performance evaluation period.



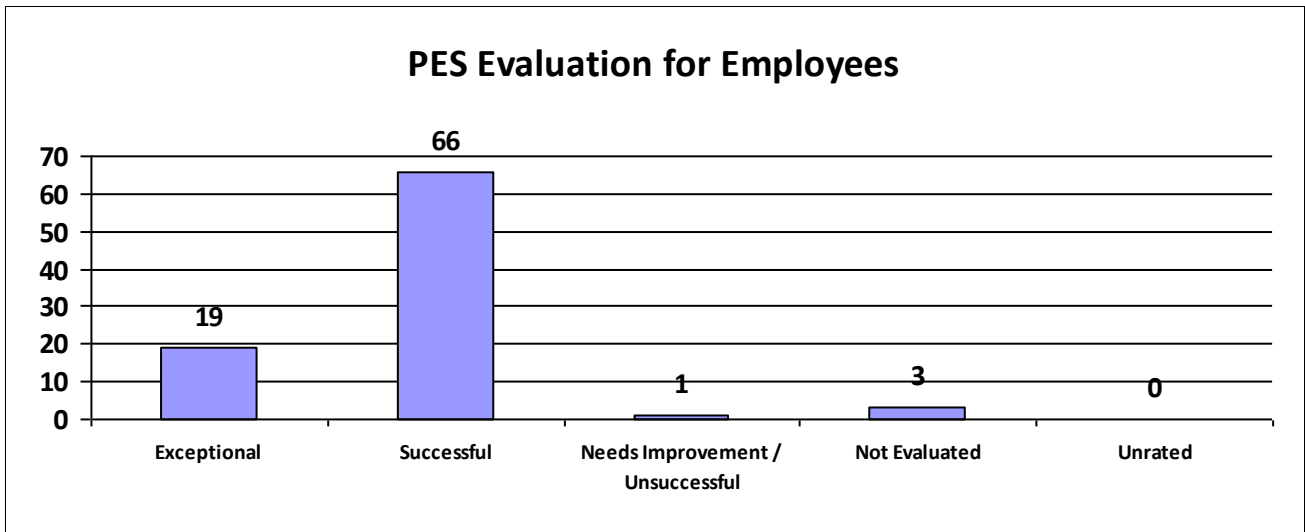
State of Louisiana

STATE CIVIL SERVICE

PES Annual Report - Fiscal Year 2021-2022

Agency: Lake Charles Harbor & Term District

Performance Year 07/01/2021 - 06/30/2022	Total # of Employees	Total %
Number of employees that were rated	89	100%
Number of employees that were unrated	0	0%



Information contained within this report reflects unaudited data provided directly to the Louisiana Department of State Civil Service by each state agency. Inconsistencies found throughout the report may be attributed to personnel changes not properly reflected in the agency's human resources information system during the performance evaluation period.



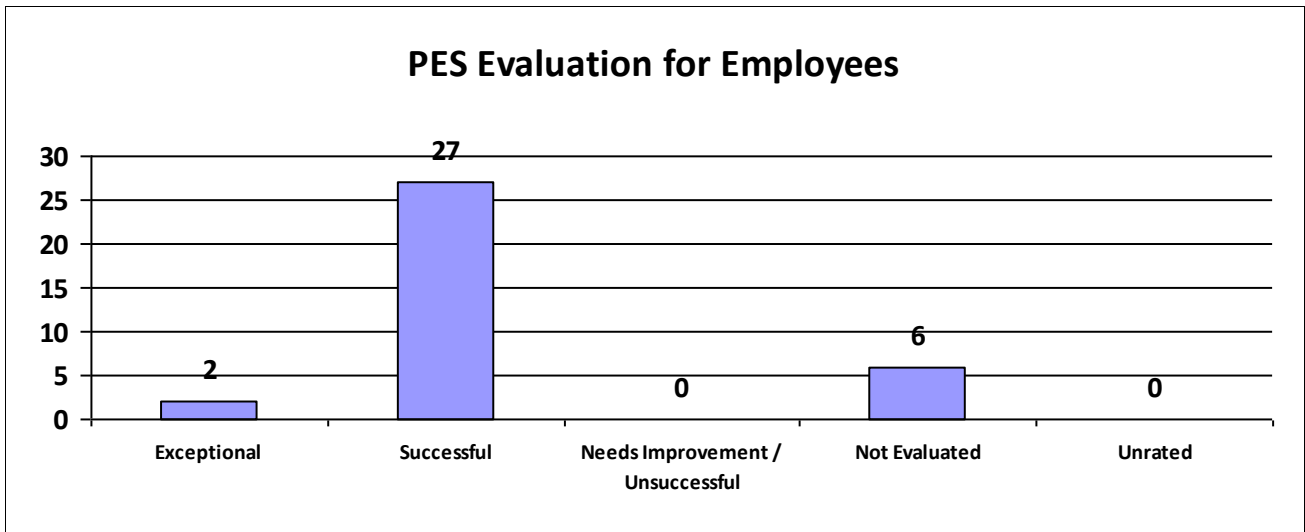
State of Louisiana

STATE CIVIL SERVICE

PES Annual Report - Fiscal Year 2021-2022

Agency: Lakefront Management Authority

Performance Year 07/01/2021 - 06/30/2022	Total # of Employees	Total %
Number of employees that were rated	35	100%
Number of employees that were unrated	0	0%



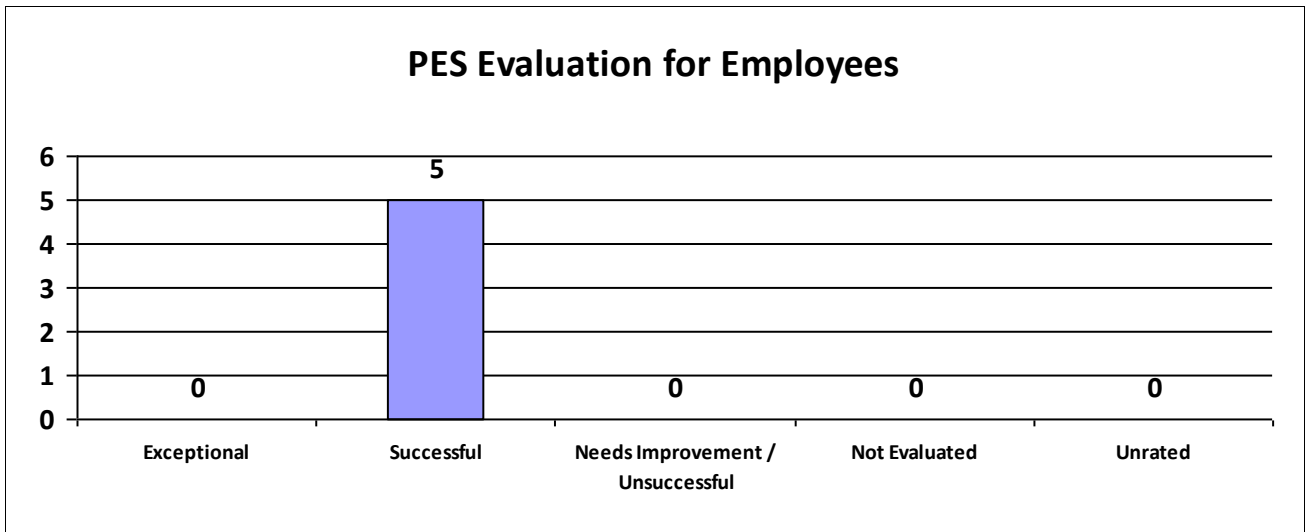
Information contained within this report reflects unaudited data provided directly to the Louisiana Department of State Civil Service by each state agency. Inconsistencies found throughout the report may be attributed to personnel changes not properly reflected in the agency's human resources information system during the performance evaluation period.



State of Louisiana
STATE CIVIL SERVICE
PES Annual Report - Fiscal Year 2021-2022

Agency: Natchitoches Levee & Drainage

Performance Year 07/01/2021 - 06/30/2022	Total # of Employees	Total %
Number of employees that were rated	5	100%
Number of employees that were unrated	0	0%



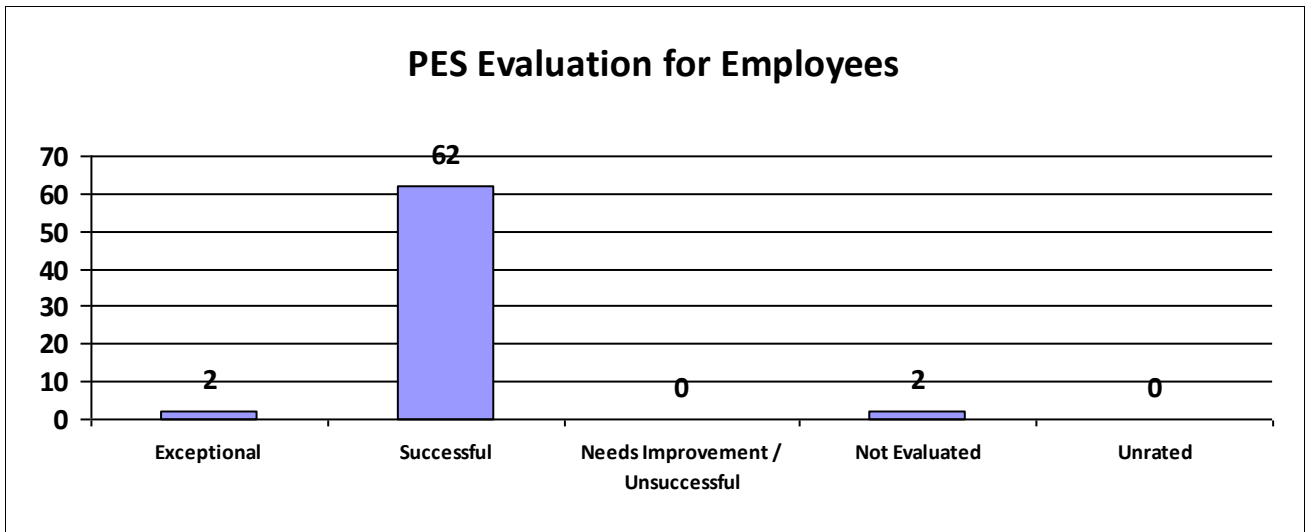
Information contained within this report reflects unaudited data provided directly to the Louisiana Department of State Civil Service by each state agency. Inconsistencies found throughout the report may be attributed to personnel changes not properly reflected in the agency's human resources information system during the performance evaluation period.



State of Louisiana
STATE CIVIL SERVICE
PES Annual Report - Fiscal Year 2021-2022

Agency: Orleans Levee District

Performance Year 07/01/2021 - 06/30/2022	Total # of Employees	Total %
Number of employees that were rated	66	100%
Number of employees that were unrated	0	0%



Information contained within this report reflects unaudited data provided directly to the Louisiana Department of State Civil Service by each state agency. Inconsistencies found throughout the report may be attributed to personnel changes not properly reflected in the agency's human resources information system during the performance evaluation period.



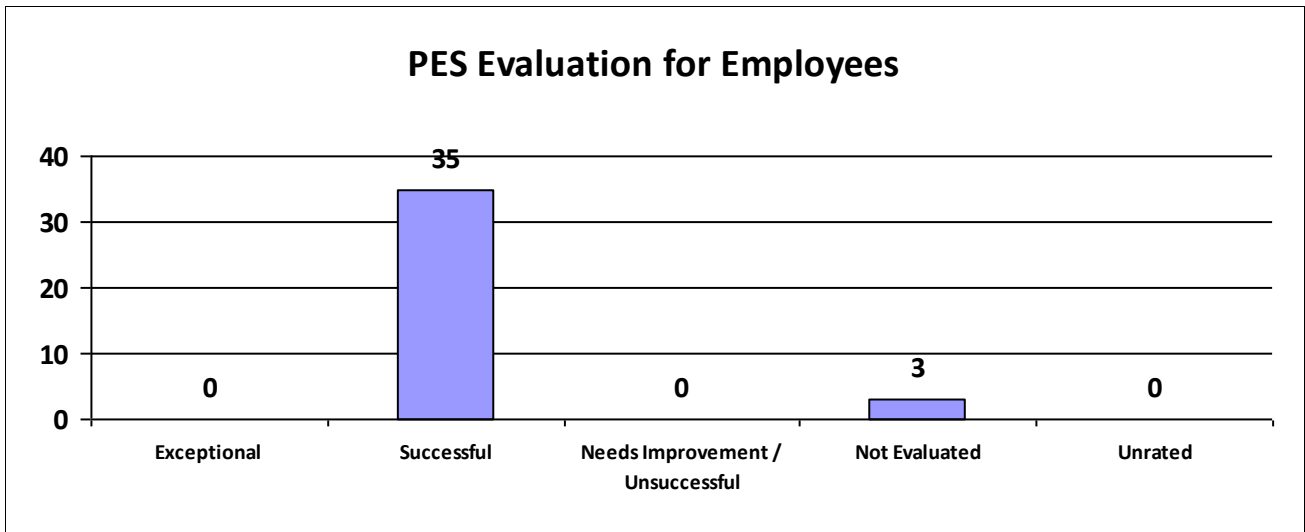
State of Louisiana

STATE CIVIL SERVICE

PES Annual Report - Fiscal Year 2021-2022

Agency: Pontchartrain Levee District

Performance Year 07/01/2021 - 06/30/2022	Total # of Employees	Total %
Number of employees that were rated	38	100%
Number of employees that were unrated	0	0%



Information contained within this report reflects unaudited data provided directly to the Louisiana Department of State Civil Service by each state agency. Inconsistencies found throughout the report may be attributed to personnel changes not properly reflected in the agency's human resources information system during the performance evaluation period.



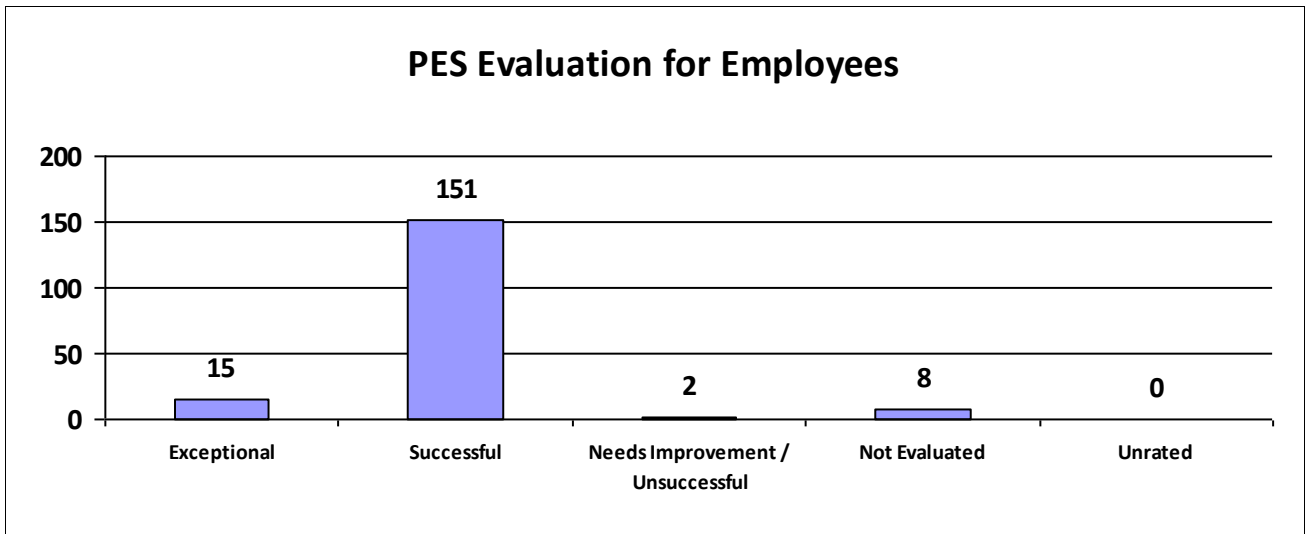
State of Louisiana

STATE CIVIL SERVICE

PES Annual Report - Fiscal Year 2021-2022

Agency: Port of New Orleans Port Commission

Performance Year 07/01/2021 - 06/30/2022	Total # of Employees	Total %
Number of employees that were rated	176	100%
Number of employees that were unrated	0	0%



Information contained within this report reflects unaudited data provided directly to the Louisiana Department of State Civil Service by each state agency. Inconsistencies found throughout the report may be attributed to personnel changes not properly reflected in the agency's human resources information system during the performance evaluation period.



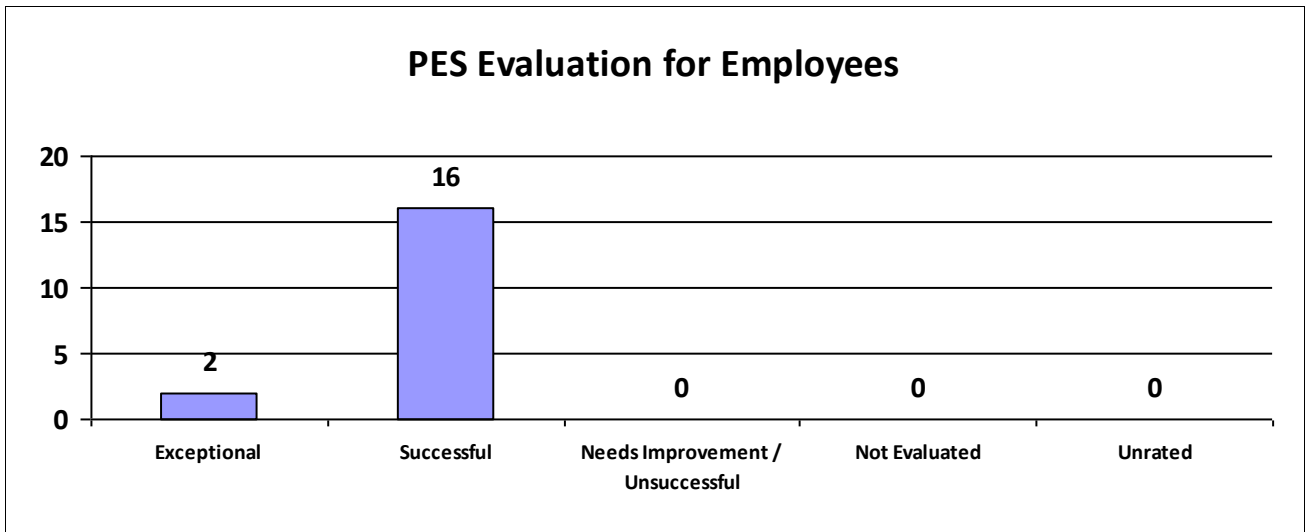
State of Louisiana

STATE CIVIL SERVICE

PES Annual Report - Fiscal Year 2021-2022

Agency: Red River/Atchaf/Bayou Boeuf

Performance Year 07/01/2021 - 06/30/2022	Total # of Employees	Total %
Number of employees that were rated	18	100%
Number of employees that were unrated	0	0%



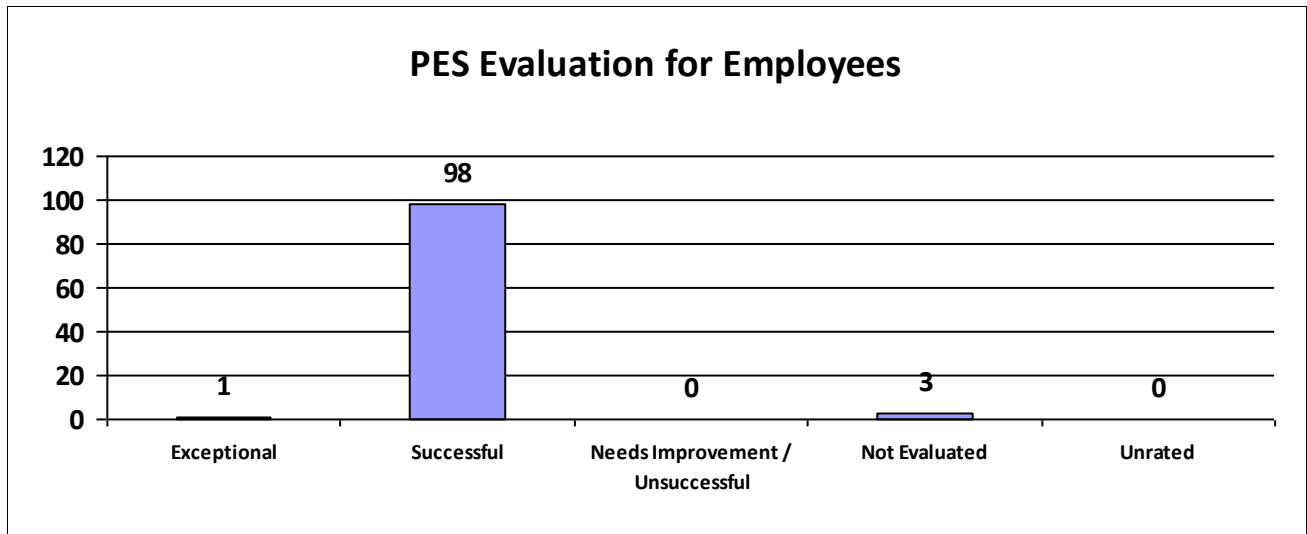
Information contained within this report reflects unaudited data provided directly to the Louisiana Department of State Civil Service by each state agency. Inconsistencies found throughout the report may be attributed to personnel changes not properly reflected in the agency's human resources information system during the performance evaluation period.



State of Louisiana
STATE CIVIL SERVICE
PES Annual Report - Fiscal Year 2021-2022

Agency: SE LA Flood Protect Auth-East

Performance Year 07/01/2021 - 06/30/2022	Total # of Employees	Total %
Number of employees that were rated	102	100%
Number of employees that were unrated	0	0%



Information contained within this report reflects unaudited data provided directly to the Louisiana Department of State Civil Service by each state agency. Inconsistencies found throughout the report may be attributed to personnel changes not properly reflected in the agency's human resources information system during the performance evaluation period.



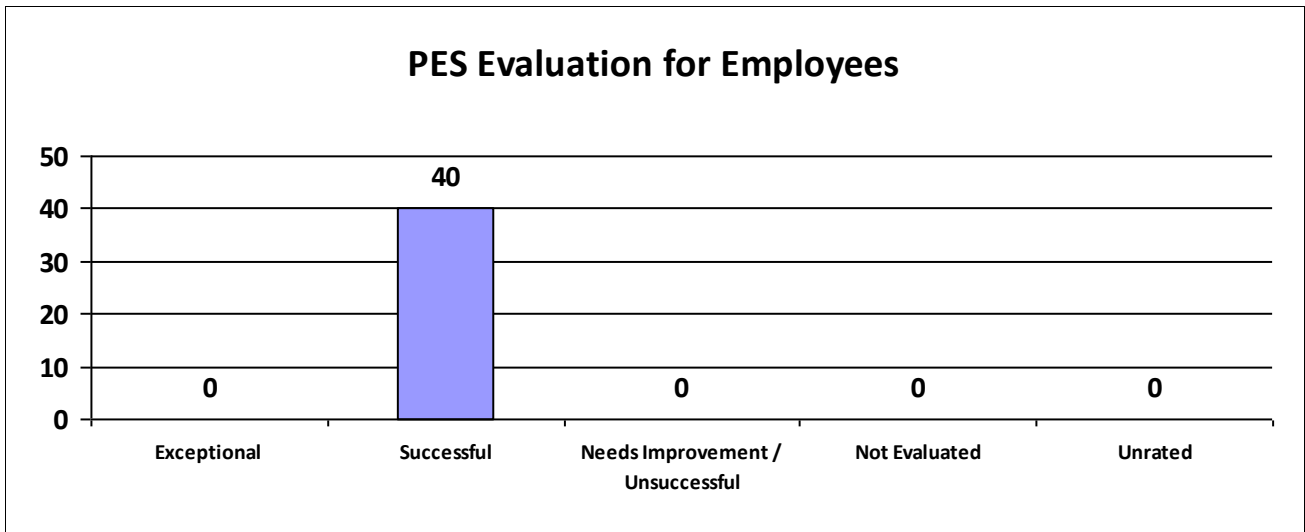
State of Louisiana

STATE CIVIL SERVICE

PES Annual Report - Fiscal Year 2021-2022

Agency: SE LA Flood Protect Auth-West

Performance Year 07/01/2021 - 06/30/2022	Total # of Employees	Total %
Number of employees that were rated	40	100%
Number of employees that were unrated	0	0%



Information contained within this report reflects unaudited data provided directly to the Louisiana Department of State Civil Service by each state agency. Inconsistencies found throughout the report may be attributed to personnel changes not properly reflected in the agency's human resources information system during the performance evaluation period.



State of Louisiana

STATE CIVIL SERVICE

PES Annual Report - Fiscal Year 2021-2022

Major Department: PUBLIC SERVICE COMMISSION

Performance Year 07/01/2021 - 06/30/2022	Total # of Employees	Total %
Number of employees that were rated	58	100%
Number of employees that were unrated	0	0.00%
Number of employees that were rated Exceptional	26	45%
Number of employees that were rated Successful	32	55.17%
Number of employees that were rated Needs Improvement / Unsuccessful	0	0%
Number of employees that were rated Not Evaluated	0	0.00%
Number of employees that were rated Unrated	0	0%

Information contained within this report reflects unaudited data provided directly to the Louisiana Department of State Civil Service by each state agency. Inconsistencies found throughout the report may be attributed to personnel changes not properly reflected in the agency's human resources information system during the performance evaluation period.



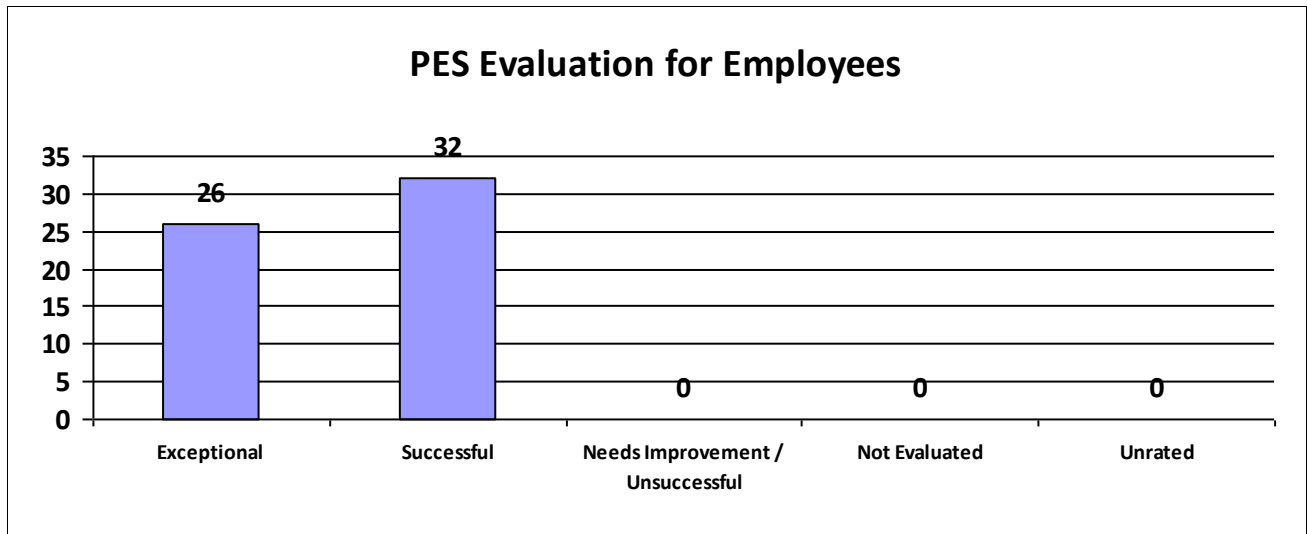
State of Louisiana

STATE CIVIL SERVICE

PES Annual Report - Fiscal Year 2021-2022

Agency: PSC-Public Service Commission

Performance Year 07/01/2021 - 06/30/2022	Total # of Employees	Total %
Number of employees that were rated	58	100%
Number of employees that were unrated	0	0%



Information contained within this report reflects unaudited data provided directly to the Louisiana Department of State Civil Service by each state agency. Inconsistencies found throughout the report may be attributed to personnel changes not properly reflected in the agency's human resources information system during the performance evaluation period.



State of Louisiana

STATE CIVIL SERVICE

PES Annual Report - Fiscal Year 2021-2022

Major Department: RETIREMENT SYSTEMS

Performance Year 07/01/2021 - 06/30/2022	Total # of Employees	Total %
Number of employees that were rated	240	100%
Number of employees that were unrated	0	0.00%
Number of employees that were rated Exceptional	77	32%
Number of employees that were rated Successful	157	65.42%
Number of employees that were rated Needs Improvement / Unsuccessful	1	0%
Number of employees that were rated Not Evaluated	5	2.08%
Number of employees that were rated Unrated	0	0%

Information contained within this report reflects unaudited data provided directly to the Louisiana Department of State Civil Service by each state agency. Inconsistencies found throughout the report may be attributed to personnel changes not properly reflected in the agency's human resources information system during the performance evaluation period.



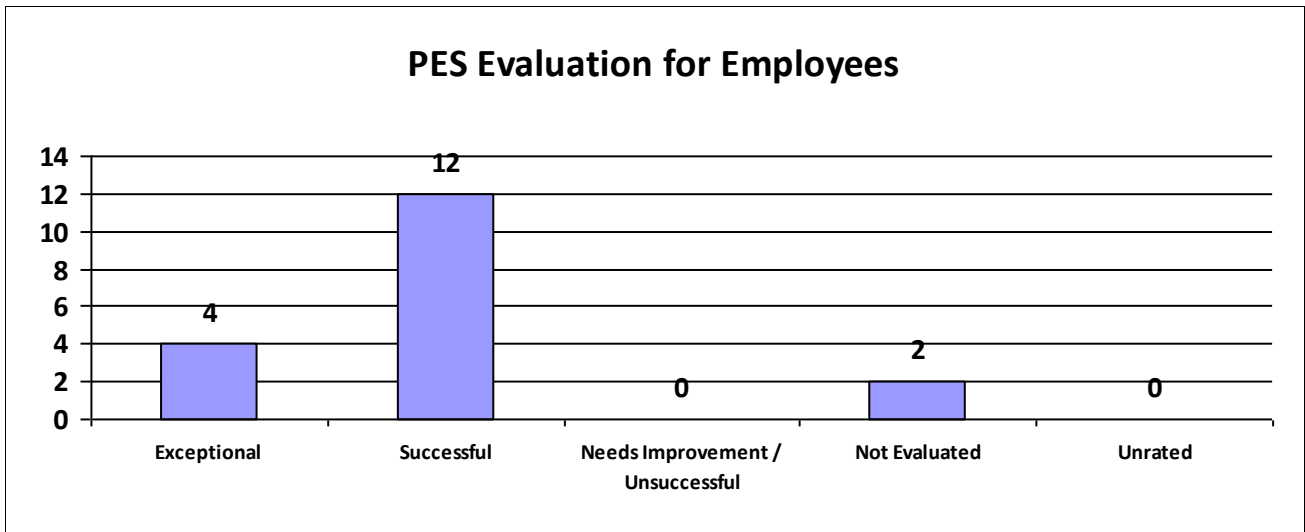
State of Louisiana

STATE CIVIL SERVICE

PES Annual Report - Fiscal Year 2021-2022

Agency: La School Emp Retirement Sys

Performance Year 07/01/2021 - 06/30/2022	Total # of Employees	Total %
Number of employees that were rated	18	100%
Number of employees that were unrated	0	0%



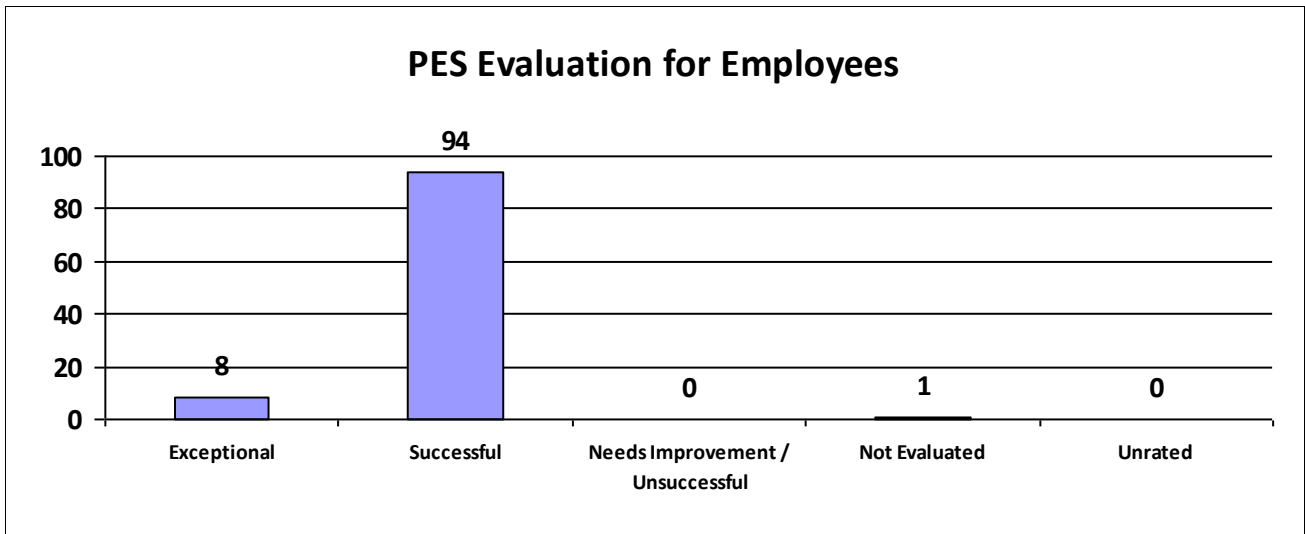
Information contained within this report reflects unaudited data provided directly to the Louisiana Department of State Civil Service by each state agency. Inconsistencies found throughout the report may be attributed to personnel changes not properly reflected in the agency's human resources information system during the performance evaluation period.



State of Louisiana
STATE CIVIL SERVICE
PES Annual Report - Fiscal Year 2021-2022

Agency: La St Emp Retirement System

Performance Year 07/01/2021 - 06/30/2022	Total # of Employees	Total %
Number of employees that were rated	103	100%
Number of employees that were unrated	0	0%



Information contained within this report reflects unaudited data provided directly to the Louisiana Department of State Civil Service by each state agency. Inconsistencies found throughout the report may be attributed to personnel changes not properly reflected in the agency's human resources information system during the performance evaluation period.



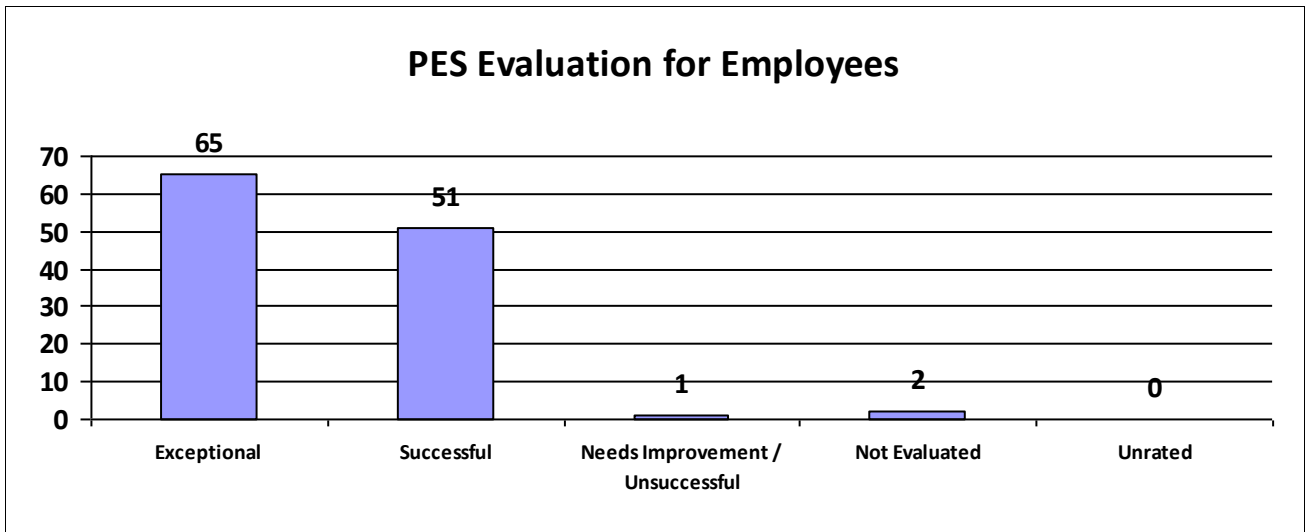
State of Louisiana

STATE CIVIL SERVICE

PES Annual Report - Fiscal Year 2021-2022

Agency: Teachers Retirement System La

Performance Year 07/01/2021 - 06/30/2022	Total # of Employees	Total %
Number of employees that were rated	119	100%
Number of employees that were unrated	0	0%



Information contained within this report reflects unaudited data provided directly to the Louisiana Department of State Civil Service by each state agency. Inconsistencies found throughout the report may be attributed to personnel changes not properly reflected in the agency's human resources information system during the performance evaluation period.



State of Louisiana

STATE CIVIL SERVICE

PES Annual Report - Fiscal Year 2021-2022

Major Department: SECRETARY OF STATE

Performance Year 07/01/2021 - 06/30/2022	Total # of Employees	Total %
Number of employees that were rated	350	100%
Number of employees that were unrated	4	1.14%
Number of employees that were rated Exceptional	76	22%
Number of employees that were rated Successful	265	75.71%
Number of employees that were rated Needs Improvement / Unsuccessful	5	1%
Number of employees that were rated Not Evaluated	4	1.14%
Number of employees that were rated Unrated	4	1%

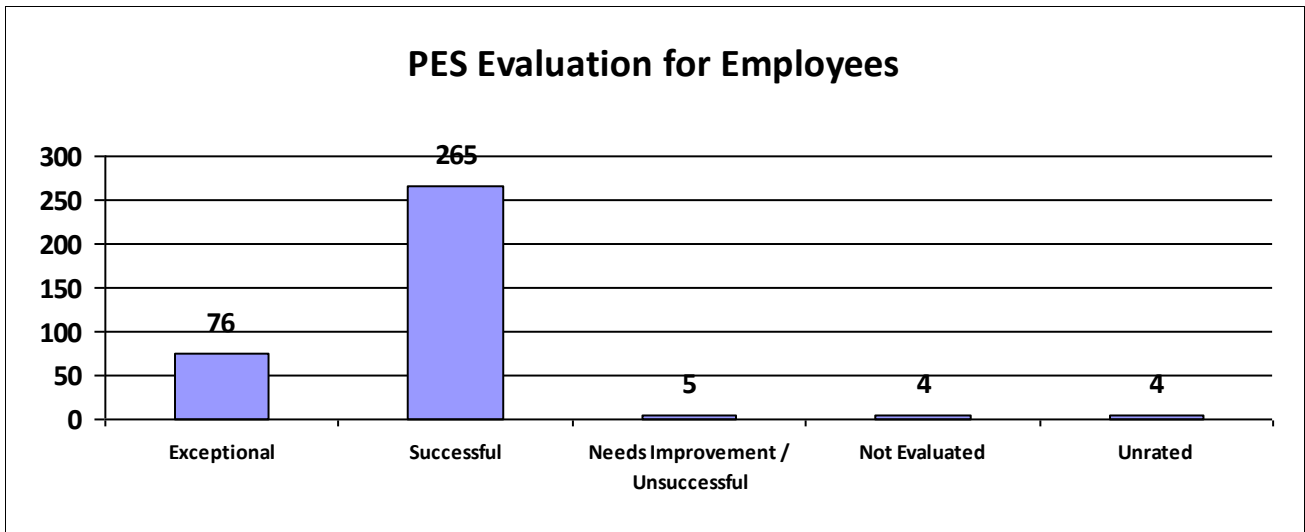
Information contained within this report reflects unaudited data provided directly to the Louisiana Department of State Civil Service by each state agency. Inconsistencies found throughout the report may be attributed to personnel changes not properly reflected in the agency's human resources information system during the performance evaluation period.



State of Louisiana
STATE CIVIL SERVICE
PES Annual Report - Fiscal Year 2021-2022

Agency: DOS-Secretary of State

Performance Year 07/01/2021 - 06/30/2022	Total # of Employees	Total %
Number of employees that were rated	350	100%
Number of employees that were unrated	4	1%



Information contained within this report reflects unaudited data provided directly to the Louisiana Department of State Civil Service by each state agency. Inconsistencies found throughout the report may be attributed to personnel changes not properly reflected in the agency's human resources information system during the performance evaluation period.



State of Louisiana

STATE CIVIL SERVICE

PES Annual Report - Fiscal Year 2021-2022

Major Department: VETERANS AFFAIRS

Performance Year 07/01/2021 - 06/30/2022	Total # of Employees	Total %
Number of employees that were rated	635	100%
Number of employees that were unrated	0	0.00%
Number of employees that were rated Exceptional	253	40%
Number of employees that were rated Successful	323	50.87%
Number of employees that were rated Needs Improvement / Unsuccessful	12	2%
Number of employees that were rated Not Evaluated	47	7.40%
Number of employees that were rated Unrated	0	0%

Information contained within this report reflects unaudited data provided directly to the Louisiana Department of State Civil Service by each state agency. Inconsistencies found throughout the report may be attributed to personnel changes not properly reflected in the agency's human resources information system during the performance evaluation period.



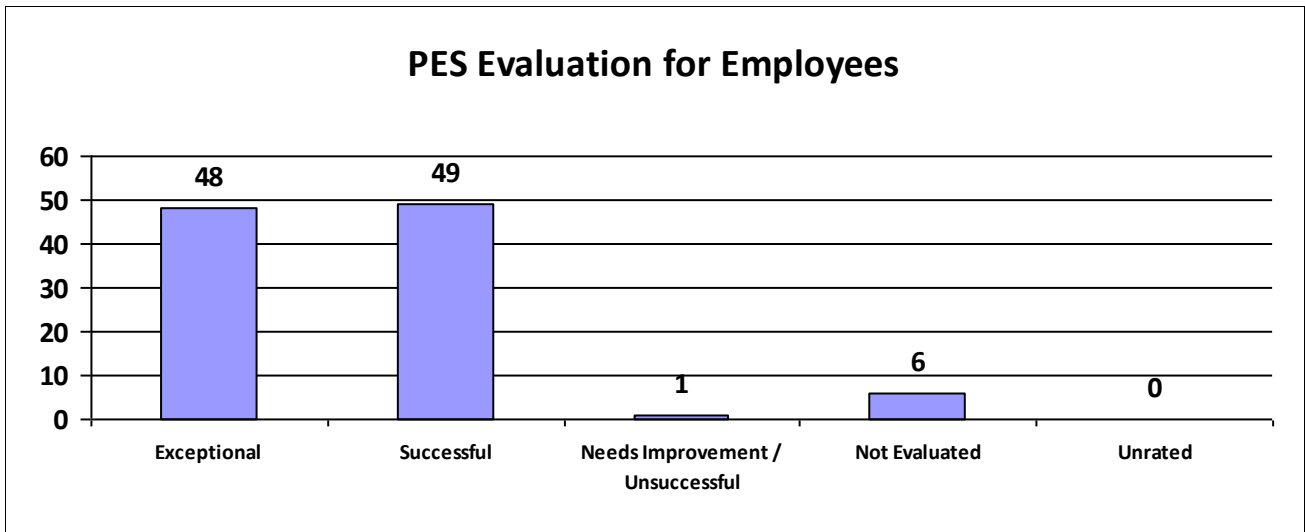
State of Louisiana

STATE CIVIL SERVICE

PES Annual Report - Fiscal Year 2021-2022

Agency: DVA-Dept of Veterans Affairs

Performance Year 07/01/2021 - 06/30/2022	Total # of Employees	Total %
Number of employees that were rated	104	100%
Number of employees that were unrated	0	0%



Information contained within this report reflects unaudited data provided directly to the Louisiana Department of State Civil Service by each state agency. Inconsistencies found throughout the report may be attributed to personnel changes not properly reflected in the agency's human resources information system during the performance evaluation period.



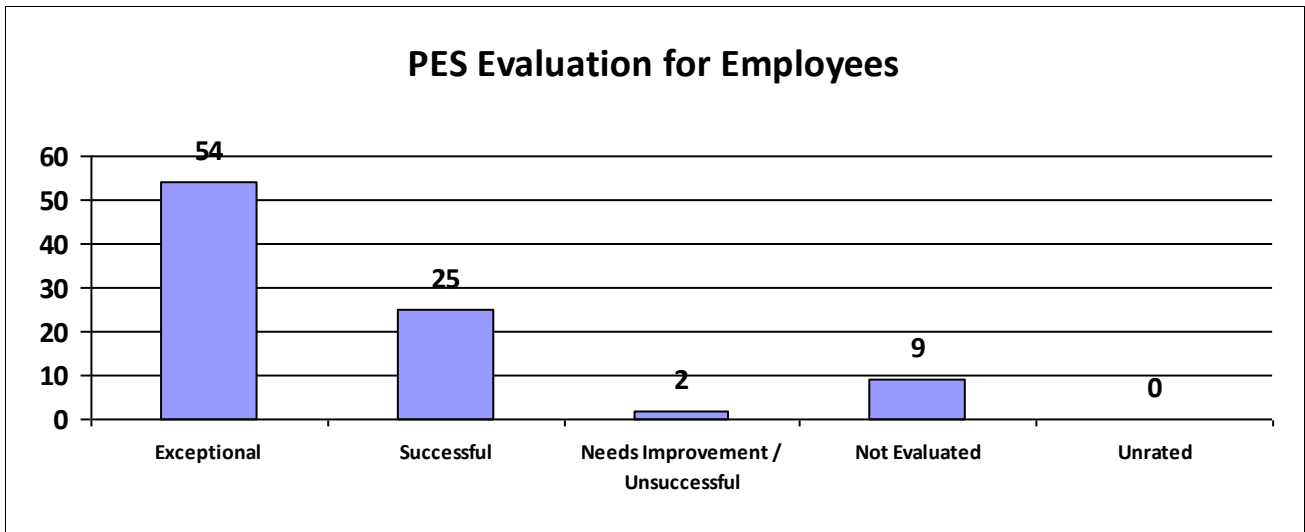
State of Louisiana

STATE CIVIL SERVICE

PES Annual Report - Fiscal Year 2021-2022

Agency: DVA-Louisiana Veterans Home

Performance Year 07/01/2021 - 06/30/2022	Total # of Employees	Total %
Number of employees that were rated	90	100%
Number of employees that were unrated	0	0%



Information contained within this report reflects unaudited data provided directly to the Louisiana Department of State Civil Service by each state agency. Inconsistencies found throughout the report may be attributed to personnel changes not properly reflected in the agency's human resources information system during the performance evaluation period.



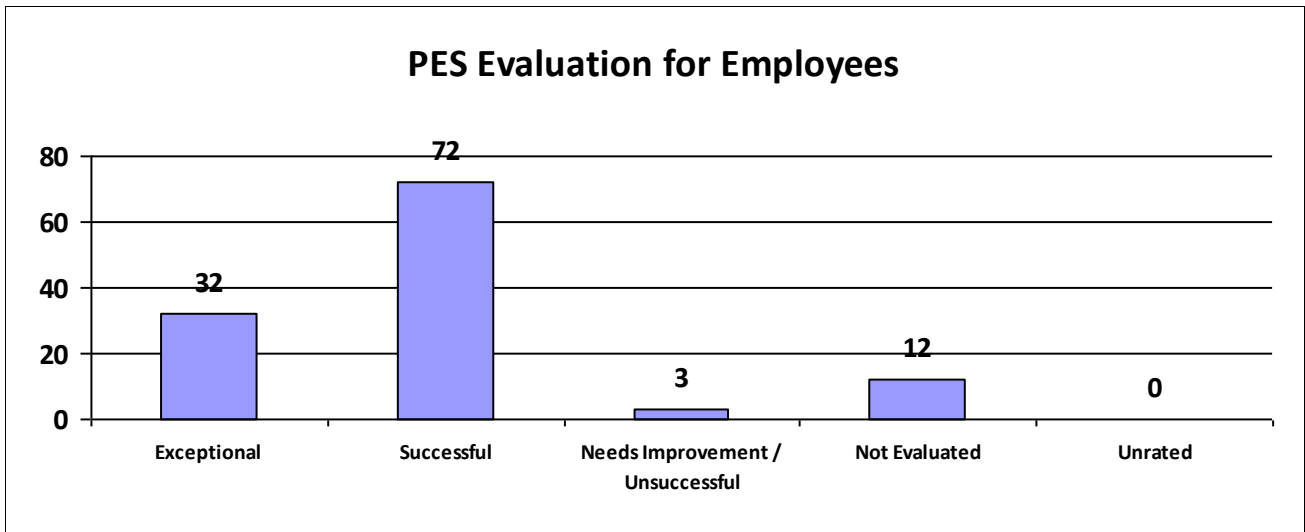
State of Louisiana

STATE CIVIL SERVICE

PES Annual Report - Fiscal Year 2021-2022

Agency: DVA-NE Louisiana Veterans Home

Performance Year 07/01/2021 - 06/30/2022	Total # of Employees	Total %
Number of employees that were rated	119	100%
Number of employees that were unrated	0	0%



Information contained within this report reflects unaudited data provided directly to the Louisiana Department of State Civil Service by each state agency. Inconsistencies found throughout the report may be attributed to personnel changes not properly reflected in the agency's human resources information system during the performance evaluation period.



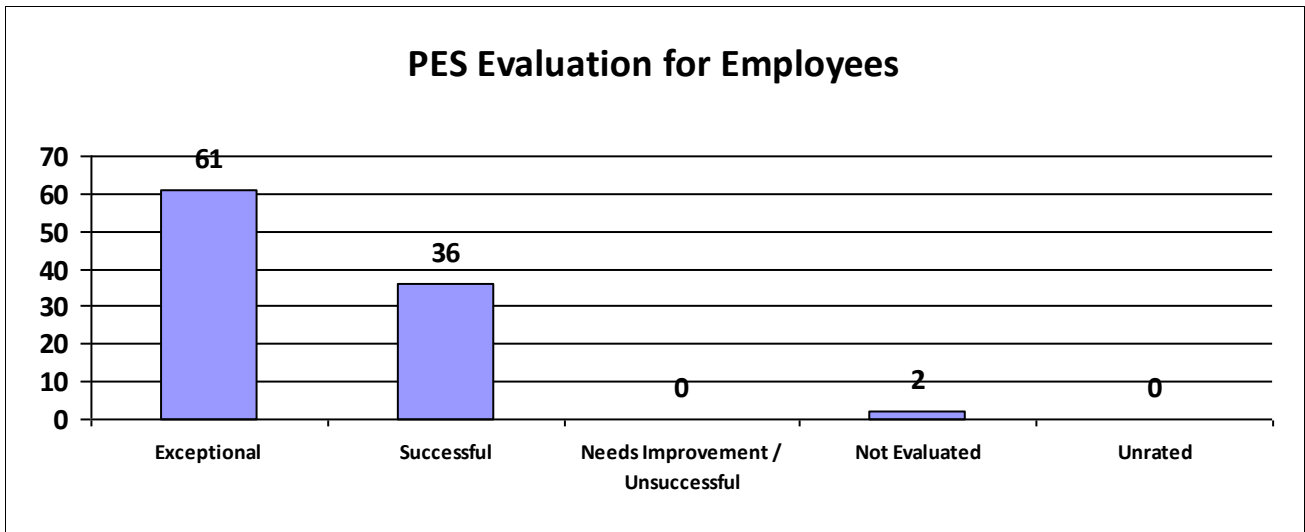
State of Louisiana

STATE CIVIL SERVICE

PES Annual Report - Fiscal Year 2021-2022

Agency: DVA-NW Louisiana Veterans Home

Performance Year 07/01/2021 - 06/30/2022	Total # of Employees	Total %
Number of employees that were rated	99	100%
Number of employees that were unrated	0	0%



Information contained within this report reflects unaudited data provided directly to the Louisiana Department of State Civil Service by each state agency. Inconsistencies found throughout the report may be attributed to personnel changes not properly reflected in the agency's human resources information system during the performance evaluation period.



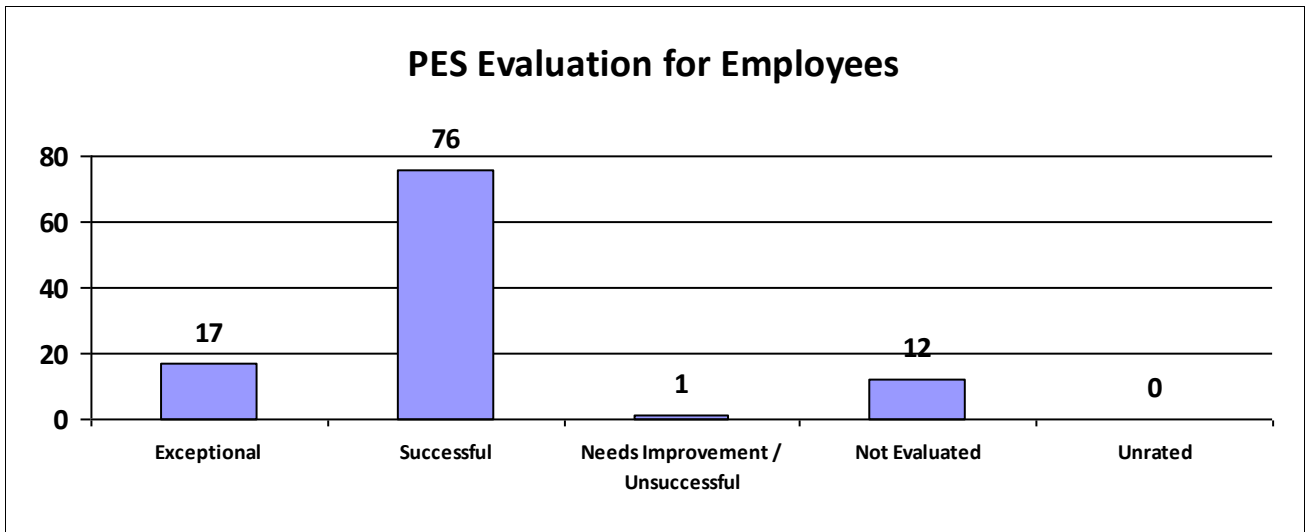
State of Louisiana

STATE CIVIL SERVICE

PES Annual Report - Fiscal Year 2021-2022

Agency: DVA-SE Louisiana Veterans Home

Performance Year 07/01/2021 - 06/30/2022	Total # of Employees	Total %
Number of employees that were rated	106	100%
Number of employees that were unrated	0	0%



Information contained within this report reflects unaudited data provided directly to the Louisiana Department of State Civil Service by each state agency. Inconsistencies found throughout the report may be attributed to personnel changes not properly reflected in the agency's human resources information system during the performance evaluation period.



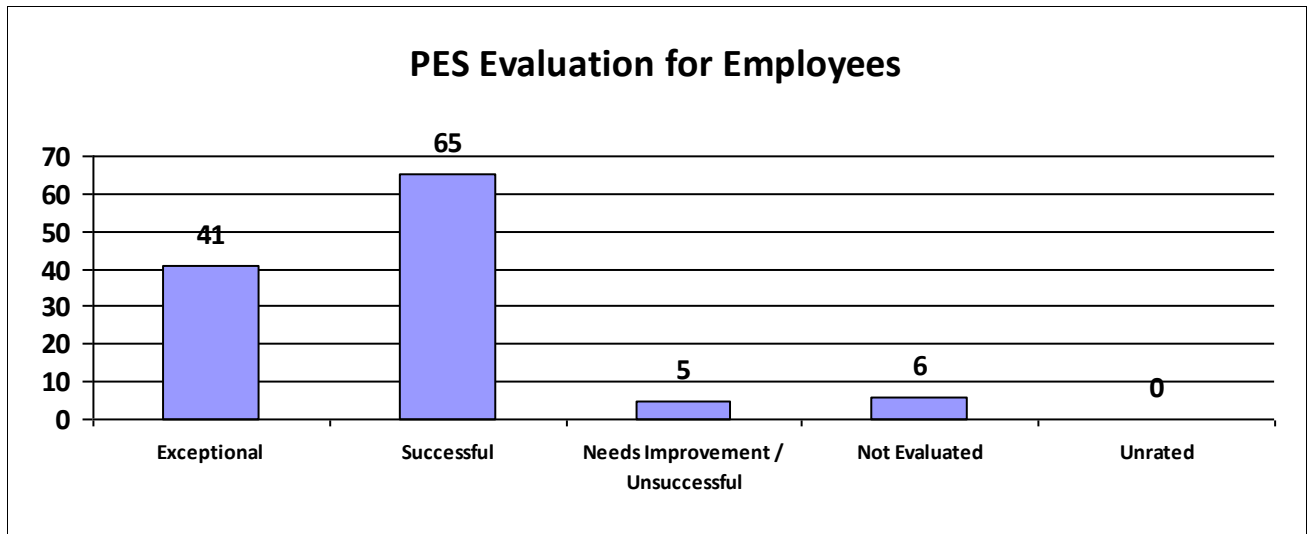
State of Louisiana

STATE CIVIL SERVICE

PES Annual Report - Fiscal Year 2021-2022

Agency: DVA-SW Louisiana Veterans Home

Performance Year 07/01/2021 - 06/30/2022	Total # of Employees	Total %
Number of employees that were rated	117	100%
Number of employees that were unrated	0	0%



Information contained within this report reflects unaudited data provided directly to the Louisiana Department of State Civil Service by each state agency. Inconsistencies found throughout the report may be attributed to personnel changes not properly reflected in the agency's human resources information system during the performance evaluation period.

Reporting Agencies for Fiscal Year 2021-2022

Major Department	Personnel Area	Pers Area Name
CIVIL SERVICE AGENCIES	0560	CS-State Civil Service
CIVIL SERVICE AGENCIES	0561	CS-Municipal Fire Police
CIVIL SERVICE AGENCIES	0562	CS-Ethics Administration
DEPARTMENT OF AGRICULTURE AND FORESTRY	0160	DAF-Agriculture & Forestry
DEPARTMENT OF CHILDREN & FAMILY SERVICES	0360	DCFS-Off for Child/Family Srv
DEPARTMENT OF CORRECTIONS	0400	DOC-Administration
DEPARTMENT OF CORRECTIONS	0402	DOC-La State Penitentiary
DEPARTMENT OF CORRECTIONS	0405	DOC-Raymond Laborde Corr Ctr
DEPARTMENT OF CORRECTIONS	0406	DOC-La Correctional Inst Women
DEPARTMENT OF CORRECTIONS	0408	DOC-Allen Correctional Centr
DEPARTMENT OF CORRECTIONS	0409	DOC-Dixon Correctional Inst
DEPARTMENT OF CORRECTIONS	0413	DOC-Elayn Hunt Correction Ctr
DEPARTMENT OF CORRECTIONS	0414	DOC-David Wade Correction Ctr
DEPARTMENT OF CORRECTIONS	0415	DOC-Adult Probation and Parole
DEPARTMENT OF CORRECTIONS	0416	DOC-Rayburn Correctional Ctr
DEPARTMENT OF CORRECTIONS	0811	DOC-Prison Enterprises
DEPARTMENT OF ECONOMIC DEVELOPMENT	0251	DED-Off of the Secretary
DEPARTMENT OF ECONOMIC DEVELOPMENT	0252	DED-Off Of Business Developmen
DEPARTMENT OF EDUCATION	0678	DOE State Activities
DEPARTMENT OF ENVIRONMENTAL QUALITY	0856	Dept of Environmental Quality
DEPARTMENT OF INSURANCE	0165	DOI-Commissioner of Insurance
DEPARTMENT OF NATURAL RESOURCES	0431	DNR-Office of the Secretary
DEPARTMENT OF NATURAL RESOURCES	0432	DNR-Office of Conservation
DEPARTMENT OF NATURAL RESOURCES	0434	DNR-Off of Mineral Resources
DEPARTMENT OF NATURAL RESOURCES	0435	DNR-Off of Coastal Management
DEPARTMENT OF PUBLIC SAFETY	0418	DPS-Office of Mgt and Finance
DEPARTMENT OF PUBLIC SAFETY	0419	DPS-Office of State Police
DEPARTMENT OF PUBLIC SAFETY	0420	DPS-Office of Motor Vehicles
DEPARTMENT OF PUBLIC SAFETY	0422	DPS-Off of State Fire Marshall
DEPARTMENT OF PUBLIC SAFETY	0423	DPS-La Gaming Control Board
DEPARTMENT OF PUBLIC SAFETY	0424	DPS-Liquefied Petrol Gas Comm
DEPARTMENT OF PUBLIC SAFETY	0425	DPS-La Highway Safety Comm
DEPARTMENT OF PUBLIC SAFETY	0A91	Private Investigator Examiners
DEPARTMENT OF REVENUE	0440	DOR-Office of Revenue
DEPARTMENT OF TREASURY	0147	STO-State Treasurer
DEPARTMENT OF WILDLIFE AND FISHERIES	0511	WLF-Off of Mgt & Finance
DEPARTMENT OF WILDLIFE AND FISHERIES	0512	WLF-Off of Secretary
DEPARTMENT OF WILDLIFE AND FISHERIES	0513	WLF-Office of Wildlife
DEPARTMENT OF WILDLIFE AND FISHERIES	0514	WLF-Office of Fisheries
DEPT OF CULTURE, RECREATION AND TOURISM	0261	CRT-Off of the Secretary
DEPT OF CULTURE, RECREATION AND TOURISM	0262	CRT-Off of the State Library
DEPT OF CULTURE, RECREATION AND TOURISM	0263	CRT-Off of State Museum
DEPT OF CULTURE, RECREATION AND TOURISM	0264	CRT-Office of State Parks
DEPT OF CULTURE, RECREATION AND TOURISM	0265	CRT-Off of Cultural Dev
DEPT OF CULTURE, RECREATION AND TOURISM	0267	CRT-Off of Tourism

Reporting Agencies for Fiscal Year 2021-2022

Major Department	Personnel Area	Pers Area Name
DEPT OF TRANSPORTATION AND DEVELOPMENT	0273	DOTD-Administration
DEPT OF TRANSPORTATION AND DEVELOPMENT	0276	DOTD-Engineering & Operations
DEPT OF TRANSPORTATION AND DEVELOPMENT	0A90	Bd of Reg Prof Eng & Land Surv
DEPT OF TRANSPORTATION AND DEVELOPMENT	N813	Sabine River Authority
EDUCATION - OTHER	0656	SSC - Special School District
EDUCATION - OTHER	0662	SSC-La Educational TV Author
EDUCATION - OTHER	0673	SSC-N O Ctr for Creative Arts
EXECUTIVE DEPARTMENT	0102	Gov-Office of Inspector Gen
EXECUTIVE DEPARTMENT	0103	Gov-Mental Health Advocacy Ser
EXECUTIVE DEPARTMENT	0106	Gov-La Tax Commission
EXECUTIVE DEPARTMENT	0107	Gov-Div of Administration
EXECUTIVE DEPARTMENT	0109	Gov - Coast Prot & Restor Auth
EXECUTIVE DEPARTMENT	0112	Gov-Dept of Military Affairs
EXECUTIVE DEPARTMENT	0116	Gov-LA Public Defender Board
EXECUTIVE DEPARTMENT	0129	Gov-La Comm Law Enforce Adm CJ
EXECUTIVE DEPARTMENT	0133	Gov-Office of Elderly Affairs
EXECUTIVE DEPARTMENT	0254	GOV-La St Racing Commission
EXECUTIVE DEPARTMENT	0255	GOV-Office of Financial Instit
EXECUTIVE DEPARTMENT	0800	DOA-Office of Group Benefits
EXECUTIVE DEPARTMENT	0804	DOA-Office of Risk Management
EXECUTIVE DEPARTMENT	0806	DOA-La Property Assist Agency
EXECUTIVE DEPARTMENT	0807	DOA-Fed Property Assistance
EXECUTIVE DEPARTMENT	0815	DOA-Office of Technology Svcs
EXECUTIVE DEPARTMENT	0816	CS-Div of Administrative Law
EXECUTIVE DEPARTMENT	0820	DOA-Office of St Procurement
EXECUTIVE DEPARTMENT	0829	DOA-Off of Aircraft Services
EXECUTIVE DEPARTMENT	0A04	Louisiana Housing Corporation
EXECUTIVE DEPARTMENT	0A97	La Patients Compensation Fund
EXECUTIVE DEPARTMENT	0B01	Arch Examrs La St Bd /Gov
EXECUTIVE DEPARTMENT	0B07	CPAs La St Bd /Gov
EXECUTIVE DEPARTMENT	0B11	Real Est Appr Bd Cert La /Gov
EXECUTIVE DEPARTMENT	0B12	Contractor Lic Bd La St /Gov
EXECUTIVE DEPARTMENT	0B20	Real Estate Comm La /Gov
EXECUTIVE DEPARTMENT	0B27	Used Mtr Veh&Parts Comm /Gov
EXECUTIVE DEPARTMENT	0B28	Motor Vehicle Comm La /Gov
EXECUTIVE DEPARTMENT	0B83	State Board of Cosmetology
HIGHER EDUCATION	0601	LSU A & M College
HIGHER EDUCATION	0602	LSU-Alexandria
HIGHER EDUCATION	0603	University of New Orleans
HIGHER EDUCATION	0604	LSU-Health Sciences Center NO
HIGHER EDUCATION	0605	LSU-Eunice
HIGHER EDUCATION	0606	LSU-Shreveport
HIGHER EDUCATION	0607	LSU-Agriculture Center
HIGHER EDUCATION	0609	LSU-Pennington Biomedical Res
HIGHER EDUCATION	0611	LSU-Health Sciences Ctr Shreve

Reporting Agencies for Fiscal Year 2021-2022

Major Department	Personnel Area	Pers Area Name
HIGHER EDUCATION	0612	Baton Rouge Community College
HIGHER EDUCATION	0616	SU A & M College
HIGHER EDUCATION	0617	SU New Orleans
HIGHER EDUCATION	0618	SU Shreveport
HIGHER EDUCATION	0621	Nicholls State University
HIGHER EDUCATION	0623	Grambling State University
HIGHER EDUCATION	0625	La Tech University
HIGHER EDUCATION	0627	McNeese State University
HIGHER EDUCATION	0629	University of La-Monroe
HIGHER EDUCATION	0631	Northwestern State University
HIGHER EDUCATION	0634	Southeastern La University
HIGHER EDUCATION	0640	University of La-Lafayette
HIGHER EDUCATION	0641	Delgado Community College
HIGHER EDUCATION	0643	Nunez Community College
HIGHER EDUCATION	0644	Bossier Community College
HIGHER EDUCATION	0671	HED-Board of Regents
HIGHER EDUCATION	0731	L.E.Fletcher Tech Comm College
HIGHER EDUCATION	0751	Sowela Tech Comm College
HIGHER EDUCATION	0770	Northwest Technical College
HIGHER EDUCATION	0788	Northshore Tech Comm College
HIGHER EDUCATION	0789	Central LA Tech Comm College
HIGHER EDUCATION	N645	South La Community College-NP
HIGHER EDUCATION	N646	River Parish Comm College-NP
HIGHER EDUCATION	N647	La Delta Community College-NP
HIGHER EDUCATION	N649	La Comm/Tech College BdSup-NP
HOUSING AUTHORITIES	0H01	Abbeville Housing Authority
HOUSING AUTHORITIES	0H04	Bogalusa Housing Authority
HOUSING AUTHORITIES	0H05	Berwick Housing Authority
HOUSING AUTHORITIES	0H07	Breaux Bridge Housing Auth
HOUSING AUTHORITIES	0H08	Church Point Housing Auth
HOUSING AUTHORITIES	0H11	Crowley Housing Authority
HOUSING AUTHORITIES	0H12	Donaldsonville Housing Auth
HOUSING AUTHORITIES	0H13	Merryville Housing Authority
HOUSING AUTHORITIES	0H16	Dequincy Housing Authority
HOUSING AUTHORITIES	0H38	Sulphur Housing Authority
HOUSING AUTHORITIES	0H39	Thibodaux Housing Authority
HOUSING AUTHORITIES	0H40	Vinton Housing Authority
HOUSING AUTHORITIES	0H41	Vernon Parish Housing Auth
HOUSING AUTHORITIES	0H42	Ville Platte Housing Auth
HOUSING AUTHORITIES	0H46	South Landry Housing Authority
HOUSING AUTHORITIES	0H50	Sabine Parish Housing Auth
HOUSING AUTHORITIES	0H52	Delacambre Housing Authority
HOUSING AUTHORITIES	0H57	Rayville Housing Authority
HOUSING AUTHORITIES	0H59	St James Parish Housing Auth
HOUSING AUTHORITIES	0H69	Erath Housing Authority

Reporting Agencies for Fiscal Year 2021-2022

Major Department	Personnel Area	Pers Area Name
HOUSING AUTHORITIES	0H70	White Castle Housing Authority
HOUSING AUTHORITIES	0H91	Winnsboro Housing Authority
LOUISIANA DEPARTMENT OF HEALTH	0300	LDH-Jeff Parish Human Srv Auth
LOUISIANA DEPARTMENT OF HEALTH	0301	LDH-FI Parishes Human Srv Auth
LOUISIANA DEPARTMENT OF HEALTH	0302	LDH-Capital Area Human Svc Dst
LOUISIANA DEPARTMENT OF HEALTH	0303	LDH-Developml Disabilities Cn
LOUISIANA DEPARTMENT OF HEALTH	0305	LDH-Medical Vendor Admin
LOUISIANA DEPARTMENT OF HEALTH	0307	LDH-Office of Secretary
LOUISIANA DEPARTMENT OF HEALTH	0309	LDH-S Ctrl LA Human Ser Auth
LOUISIANA DEPARTMENT OF HEALTH	0310	LDH-NE Delta Human Svc Auth
LOUISIANA DEPARTMENT OF HEALTH	0320	LDH-Aging and Adult Services
LOUISIANA DEPARTMENT OF HEALTH	0324	LDH-LA Emergency Response Net
LOUISIANA DEPARTMENT OF HEALTH	0325	LDH-Acadiana Area Hman Svc Dst
LOUISIANA DEPARTMENT OF HEALTH	0326	LDH-Office of Public Health
LOUISIANA DEPARTMENT OF HEALTH	0330	LDH-Off of Behavioral Hlth
LOUISIANA DEPARTMENT OF HEALTH	0333	DHH-Mental Health Area A
LOUISIANA DEPARTMENT OF HEALTH	0340	LDH-Off for Citizen w/ Dev Dis
LOUISIANA DEPARTMENT OF HEALTH	0375	LDH-Imperial Calc Hum Svc Auth
LOUISIANA DEPARTMENT OF HEALTH	0376	LDH-Central LA Hum Svc Dist
LOUISIANA DEPARTMENT OF HEALTH	0377	LDH-NW LA Hum Svcs District
LOUISIANA DEPARTMENT OF HEALTH	0B10	Embalm&Funrl Dir La St Bd /DHH
LOUISIANA DEPARTMENT OF HEALTH	0B13	Med Examrs La St Bd /DHH
LOUISIANA DEPARTMENT OF HEALTH	0B14	Nursing La St Bd /DHH
LOUISIANA DEPARTMENT OF HEALTH	0B15	Physical Therapy St Bd /DHH
LOUISIANA DEPARTMENT OF HEALTH	0B18	Prac Nurse Exam La St Bd /DHH
LOUISIANA DEPARTMENT OF HEALTH	0B36	BRD of Drug/Device Distributor
LOUISIANA DEPARTMENT OF HEALTH	0B41	Pharmacy La Bd Of /DHH
LOUISIANA DEPARTMENT OF HEALTH	N304	Metropolitan Human Svc Dst
LOUISIANA HEALTH CARE SERVICES DIVISION	0308	LSU/Health Care Svc Div
LOUISIANA HEALTH CARE SERVICES DIVISION	0317	Lallie Kemp Regional Med Ctr
LOUISIANA WORKFORCE COMMISSION	0474	LWC-Workforce Support/Training
LOUISIANA WORKFORCE COMMISSION	0B16	Plumbing La St Bd /DOL
LOUISIANA WORKFORCE COMMISSION	0B46	Barber Examiners Board /DOL
OFFICE OF JUVENILE JUSTICE	0403	DYS-Off of Juvenile Justice
OFFICE OF THE LIEUTENANT GOVERNOR	0146	LG-Lt Governor
PORTS,LEVEE BOARDS,FRESH WATER DISTRICTS	0A76	Capitol Area Ground Water Dist
PORTS,LEVEE BOARDS,FRESH WATER DISTRICTS	0L02	Caddo Levee Dist
PORTS,LEVEE BOARDS,FRESH WATER DISTRICTS	0L03	Lafourche Basin Levee District
PORTS,LEVEE BOARDS,FRESH WATER DISTRICTS	0L06	Fifth La Levee District
PORTS,LEVEE BOARDS,FRESH WATER DISTRICTS	0L08	Lake Borgne Basin Levee Dist
PORTS,LEVEE BOARDS,FRESH WATER DISTRICTS	0L09	Atchafalaya Basin Levee Dist
PORTS,LEVEE BOARDS,FRESH WATER DISTRICTS	0L10	Orleans Levee Dist
PORTS,LEVEE BOARDS,FRESH WATER DISTRICTS	0L13	Pontchartrain Levee Dist
PORTS,LEVEE BOARDS,FRESH WATER DISTRICTS	0L14	Red River/Atchaf/Bayou Boeuf
PORTS,LEVEE BOARDS,FRESH WATER DISTRICTS	0L21	East Jefferson Levee Dist

Reporting Agencies for Fiscal Year 2021-2022

Major Department	Personnel Area	Pers Area Name
PORTS,LEVEE BOARDS,FRESH WATER DISTRICTS	0L26	Natchitoches Levee & Drainage
PORTS,LEVEE BOARDS,FRESH WATER DISTRICTS	0L30	SE LA Flood Protect Auth-East
PORTS,LEVEE BOARDS,FRESH WATER DISTRICTS	0L31	SE LA Flood Protect Auth-West
PORTS,LEVEE BOARDS,FRESH WATER DISTRICTS	0L34	Lakefront Management Authority
PORTS,LEVEE BOARDS,FRESH WATER DISTRICTS	0P03	Greater BR Port Comm
PORTS,LEVEE BOARDS,FRESH WATER DISTRICTS	0P17	Port of New Orleans Port Comm
PORTS,LEVEE BOARDS,FRESH WATER DISTRICTS	0P26	Lake Charles Harbor &Term Dist
PUBLIC SERVICE COMMISSION	0158	PSC-Public Service Commission
RETIREMENT SYSTEMS	0571	La School Emp Retirement Sys
RETIREMENT SYSTEMS	0572	La St Emp Retirement System
RETIREMENT SYSTEMS	0573	Teachers Retirement System La
SECRETARY OF STATE	0139	DOS-Secretary of State
VETERANS AFFAIRS	0130	DVA-Dept of Veterans Affairs
VETERANS AFFAIRS	0131	DVA-Louisiana Veterans Home
VETERANS AFFAIRS	0132	DVA-NE Louisiana Veterans Home
VETERANS AFFAIRS	0134	DVA-SW Louisiana Veterans Home
VETERANS AFFAIRS	0135	DVA-NW Louisiana Veterans Home
VETERANS AFFAIRS	0136	DVA-SE Louisiana Veterans Home

Non-Reporting Agencies for Fiscal Year 2021-2022

Major Department	Personnel Area	PA .	Classified Employee Count
DEPARTMENT OF PUBLIC SAFETY	Private Security Examiners	0A88	6
EDUCATION - OTHER	SSC-JDL La Sch Math Sci & Arts	0657	11
EDUCATION - OTHER	SSC-Thrive Academy	0658	2
HOUSING AUTHORITIES	Alexandria Housing Authority	0H03	19
HOUSING AUTHORITIES	Arcadia Housing Authority	0H77	2
HOUSING AUTHORITIES	Caldwell Parish Housing Authority	0H10	1
HOUSING AUTHORITIES	City of Natchitoches Housing Authority	0H63	18
HOUSING AUTHORITIES	Colfax Housing Authority	0H02	1
HOUSING AUTHORITIES	DeRidder Housing Authority	0H56	5
HOUSING AUTHORITIES	Eunice Housing Authority	0H15	3
HOUSING AUTHORITIES	Haynesville Housing Authority	0H86	1
HOUSING AUTHORITIES	Homer Housing Authority	0H84	2
HOUSING AUTHORITIES	Houma Housing Authority	0H67	6
HOUSING AUTHORITIES	Independence Housing Authority	0H53	1
HOUSING AUTHORITIES	Jefferson Parish Housing Authority	0H18	4
HOUSING AUTHORITIES	Jennings Housing Authority	0H21	4
HOUSING AUTHORITIES	Jonesboro Housing Authority	0H20	7
HOUSING AUTHORITIES	Kaplan Housing Authority	0H19	3
HOUSING AUTHORITIES	Kinder Housing Authority	0H74	1
HOUSING AUTHORITIES	Lafourche Parish Housing Authority	0H51	10
HOUSING AUTHORITIES	Lake Arthur Housing Authority	0H66	1
HOUSING AUTHORITIES	Lake Charles Housing Authority	0H23	27
HOUSING AUTHORITIES	Lake Providence Housing Authority	0H55	4
HOUSING AUTHORITIES	Leesville Housing Authority	0H62	1
HOUSING AUTHORITIES	Mamou Housing Authority	0H24	2
HOUSING AUTHORITIES	Marksville Housing Authority	0H25	4
HOUSING AUTHORITIES	Minden Housing Authority	0H65	7
HOUSING AUTHORITIES	Morgan City Housing Authority	0H27	4
HOUSING AUTHORITIES	Natchitoches Parish Housing Authority	0H72	3
HOUSING AUTHORITIES	New Iberia Housing Authority	0H28	2
HOUSING AUTHORITIES	Oakdale Housing Authority	0H30	6
HOUSING AUTHORITIES	Opelousas Housing Authority	0H32	15
HOUSING AUTHORITIES	Patterson Housing Authority	0H33	2
HOUSING AUTHORITIES	Pineville Housing Authority	0H45	3
HOUSING AUTHORITIES	Ponchatoula Housing Authority	0H49	2
HOUSING AUTHORITIES	Rapides Housing Authority	0H71	8
HOUSING AUTHORITIES	Rayne Housing Authority	0H34	3
HOUSING AUTHORITIES	Ruston Housing Authority	0H35	11
HOUSING AUTHORITIES	St Charles Parish Housing Authority	0H61	4
HOUSING AUTHORITIES	St John The Baptist Housing Authority	0H54	2
HOUSING AUTHORITIES	St Landry Parish Housing Authority	0H44	6
HOUSING AUTHORITIES	St Martinville Housing Authority	0H36	3
HOUSING AUTHORITIES	Westwego Housing Authority	0H43	6
LOUISIANA DEPARTMENT OF HEALTH	Dentistry La St Bd /LDH	0B35	4
LOUISIANA DEPARTMENT OF HEALTH	Radiology La St Bd /LDH	0B19	1

Non-Reporting Agencies for Fiscal Year 2021-2022

Major Department	Personnel Area	PA .	Classified Employee Count
LOUISIANA DEPARTMENT OF HEALTH	Social Work Exam La Bd /LDH	0B48	2
PORTS,LEVEE BOARDS,FRESH WATER DISTRICTS	South Louisiana Port Commission	0P21	46
PORTS,LEVEE BOARDS,FRESH WATER DISTRICTS	Tensas Basin Levee District	0L05	29
RETIREMENT SYSTEMS	State Police Retirement System	0575	3

CONTACT INFORMATION

BYRON P. DECOTEAU, JR.,
MSHLD
DIRECTOR

CHRIS DEER, CCP
DEPUTY DIRECTOR

NICOLE TUCKER, MBA
CHIEF OPERATING
OFFICER

225.342.8272
byron.decoteau@la.gov

225.219.9424
chris.deer@la.gov

225.342.8264
nicole.tucker@la.gov

State Civil Service

P.O. Box 94111
Baton Rouge, LA 70804-9111
225.342.8274
www.civilservice.la.gov



STATECIVILSERVICE